



US00D485813S

(12) **United States Design Patent**  
**Winkler**

(10) **Patent No.:** **US D485,813 S**

(45) **Date of Patent:** **\*\* Jan. 27, 2004**

(54) **DIGITAL VIDEO DISC PLAYER**

(75) Inventor: **Christian Winkler**, Pottendorf (AT)

(73) Assignee: **Koninklijke Philips Electronics N.V.**,  
Eindhoven (NL)

(\*\*) Term: **14 Years**

(21) Appl. No.: **29/181,578**

(22) Filed: **May 13, 2003**

(51) **LOC (7) Cl.** ..... **14-01**

(52) **U.S. Cl.** ..... **D14/136**

(58) **Field of Search** ..... D14/156-157,  
D14/160-165, 167-168, 188-189, 217-218,  
299, 496; 312/7.1; 369/75.1, 75.2, 77.1,  
77.2; 455/344, 347-351

(56) **References Cited**

**U.S. PATENT DOCUMENTS**

D368,088 S \* 3/1996 Cha ..... D14/135  
5,859,828 A \* 1/1999 Ishibashi ..... 369/75.1

D410,919 S \* 6/1999 Sato et al. .... D14/136  
D419,989 S \* 2/2000 Uchiyama ..... D14/135  
D420,350 S \* 2/2000 Matsuzaka ..... D14/135  
D459,321 S \* 6/2002 Kojima et al. .... D14/136  
D460,063 S \* 7/2002 Oikawa et al. .... D14/168

\* cited by examiner

*Primary Examiner*—Nanda Bondade

(74) *Attorney, Agent, or Firm*—Ernestine C. Bartlett

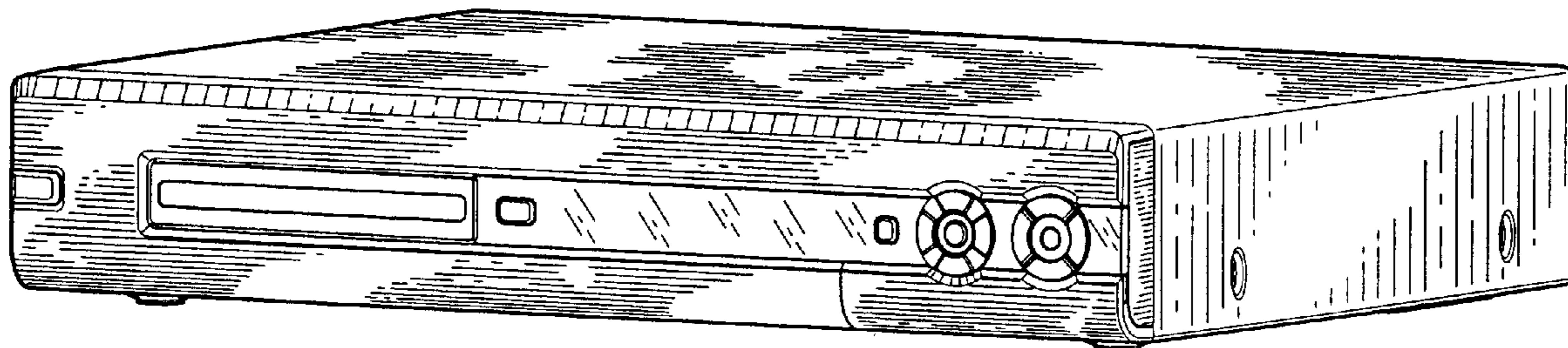
(57) **CLAIM**

The ornamental design for a digital video disc player, as shown.

**DESCRIPTION**

FIG. 1 is a perspective view showing my design;  
FIG. 2 is a front elevational view thereof;  
FIG. 3 is a rear elevational view thereof;  
FIG. 4 is a left side elevational view thereof;  
FIG. 5 is a right side elevational view thereof;  
FIG. 6 is a top plan view thereof; and,  
FIG. 7 is a bottom plan view thereof.

**1 Claim, 3 Drawing Sheets**



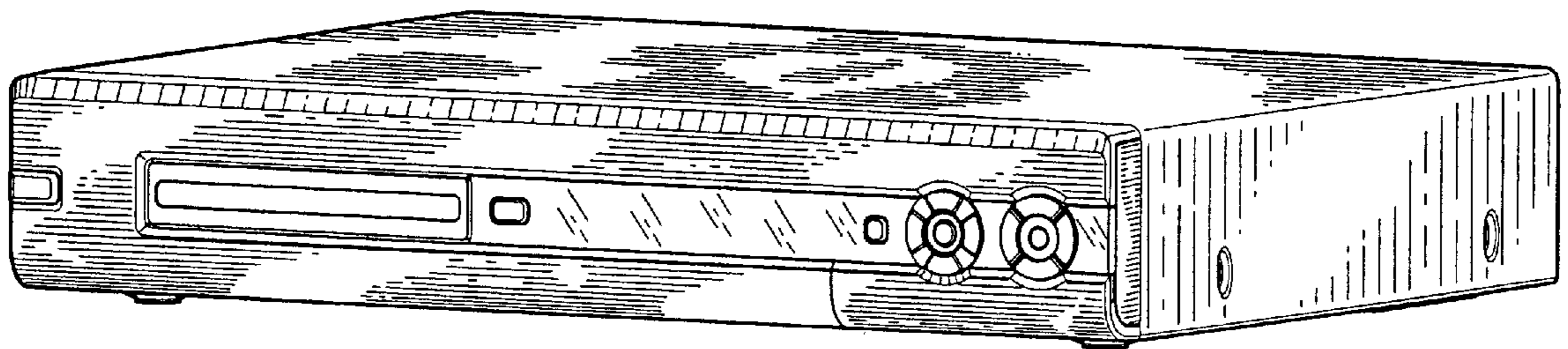


FIG.1

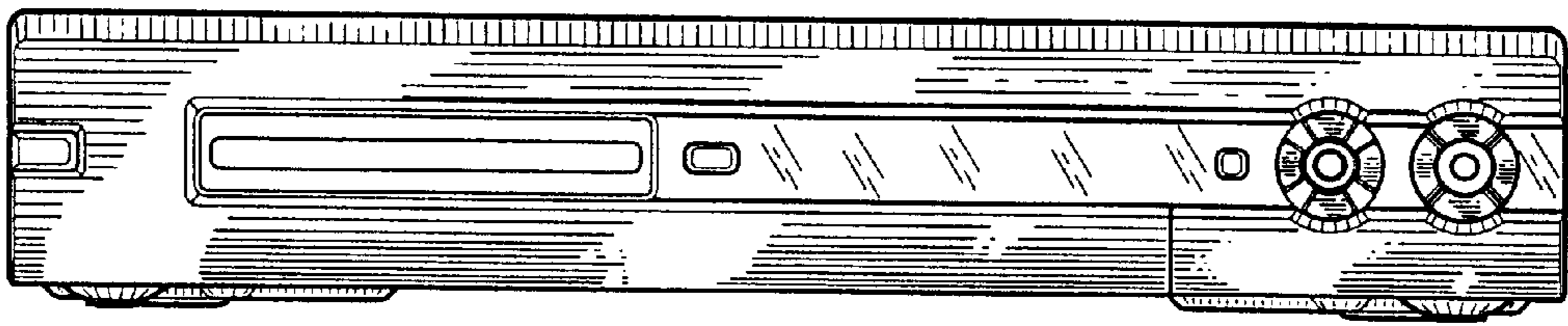


FIG. 2

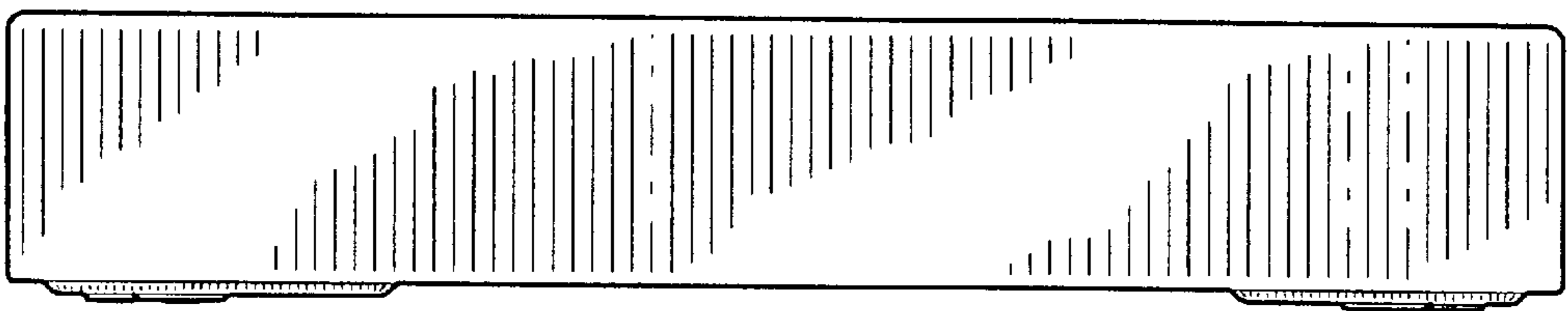


FIG. 3

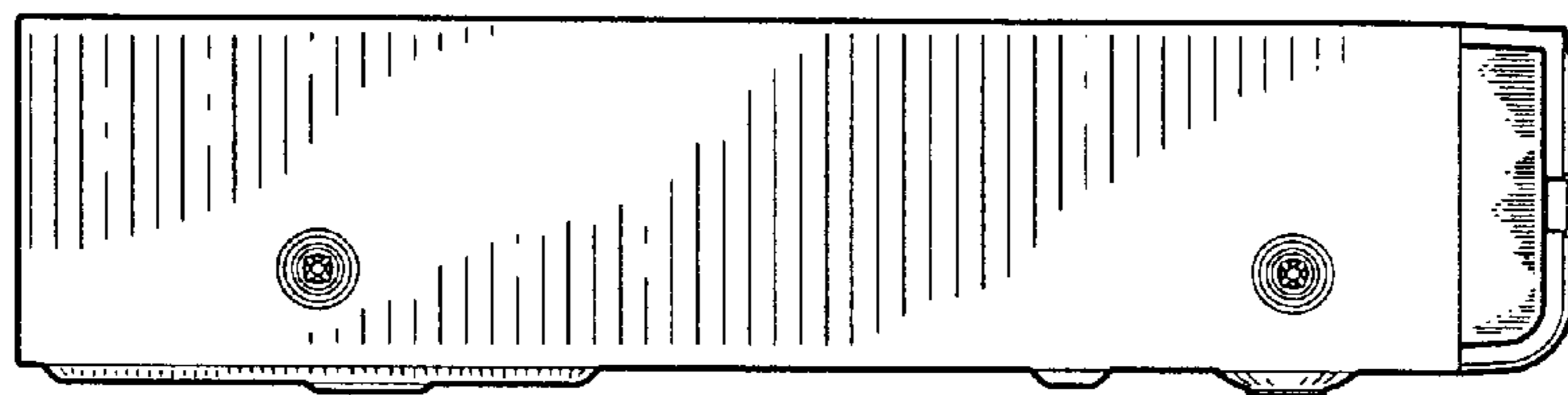


FIG. 4

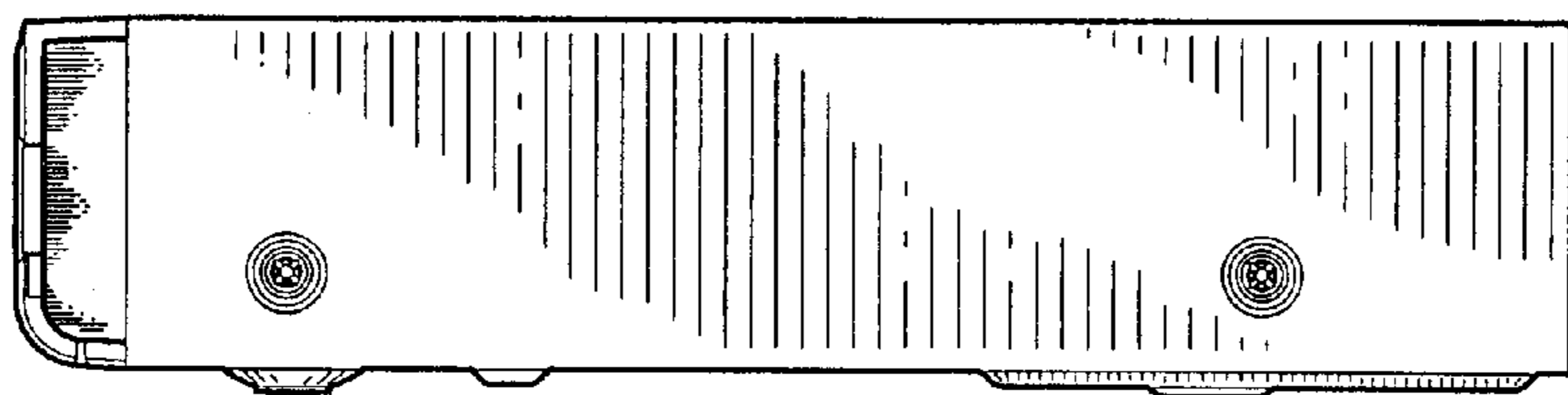


FIG. 5




FIG. 6

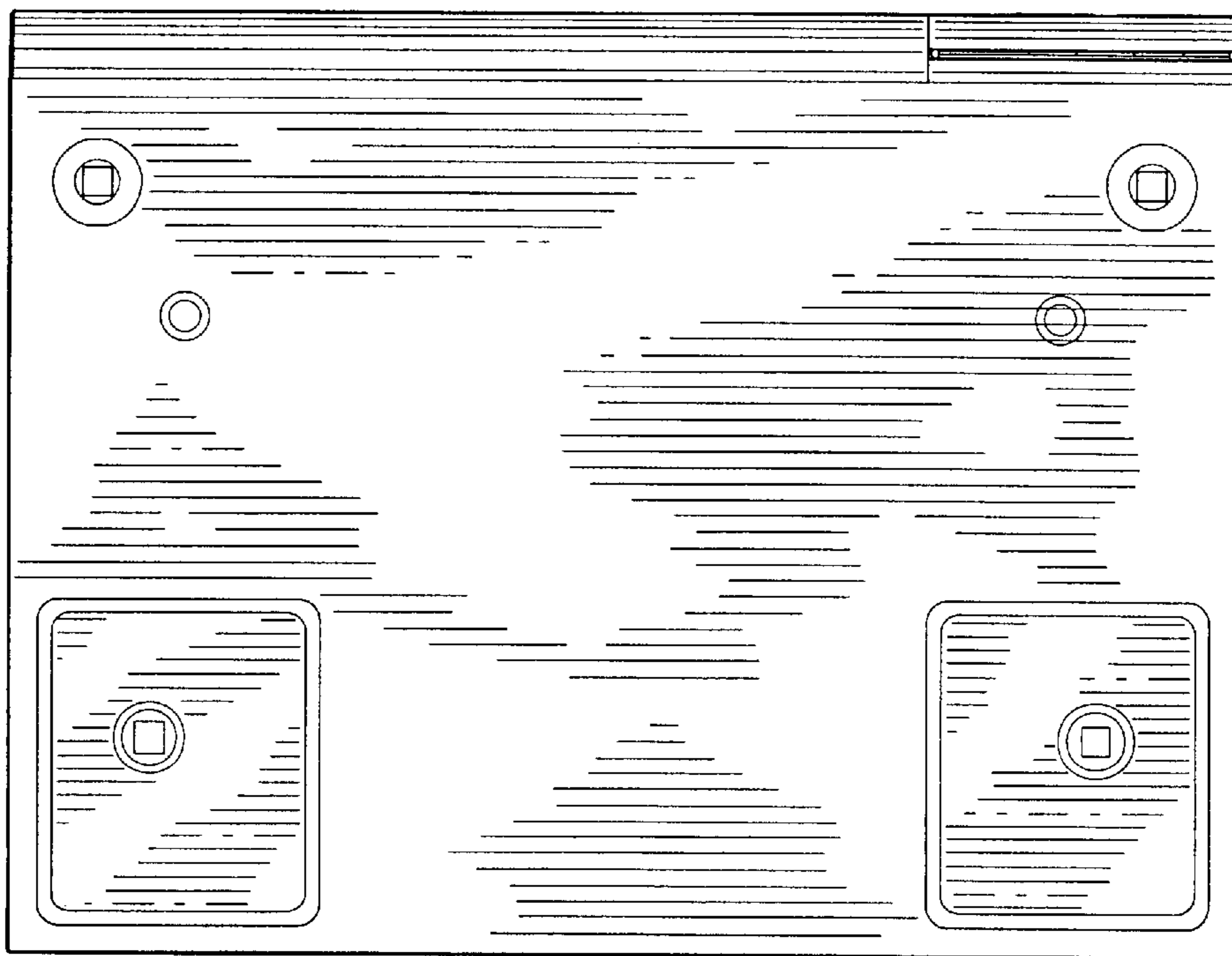


FIG. 7