



US00D485786S

(12) **United States Design Patent**
Cormican

(10) **Patent No.:** **US D485,786 S**

(45) **Date of Patent:** **** Jan. 27, 2004**

(54) **SKI LOOP**

(76) Inventor: **Dale D. Cormican**, P.O. Box 68,
Mentor, MN (US) 56736

(**) Term: **14 Years**

(21) Appl. No.: **29/170,099**

(22) Filed: **Oct. 30, 2002**

(51) **LOC (7) Cl.** **12-14**

(52) **U.S. Cl.** **D12/7**

(58) **Field of Search** D12/6-7, 9-11;
D21/760, 766-767, 769; 180/182, 184,
186, 190; 280/25-28, 16, 21.1, 22, 602,
809, 845

(56) **References Cited**

U.S. PATENT DOCUMENTS

3,743,316	A	*	7/1973	Stotesbery	280/762
D232,924	S	*	9/1974	Kramb et al.	D12/7
3,844,367	A	*	10/1974	Flohr	280/28
4,418,782	A	*	12/1983	Nakazima	180/190
D403,988	S	*	1/1999	Chapdelaine	D12/7
D466,832	S	*	12/2002	Cormican	D12/7
D467,839	S	*	12/2002	Bruns et al.	D12/7
D467,840	S	*	12/2002	Bruns et al.	D12/7
D473,489	S	*	4/2003	Mallette et al.	D12/7

* cited by examiner

Primary Examiner—Nelson C. Holtje

(74) *Attorney, Agent, or Firm*—Michael S. Neustel

(57) **CLAIM**

The ornamental design for a ski loop, as shown and described.

DESCRIPTION

FIG. 1 is an upper perspective view of a ski loop showing my new design in relationship to a ski, wherein the ski is not part of the present invention.

FIG. 2 is a front view of a ski loop showing my new design.

FIG. 3 is a rear view of a ski loop showing my new design.

FIG. 4 is a top view of a ski loop showing my new design.

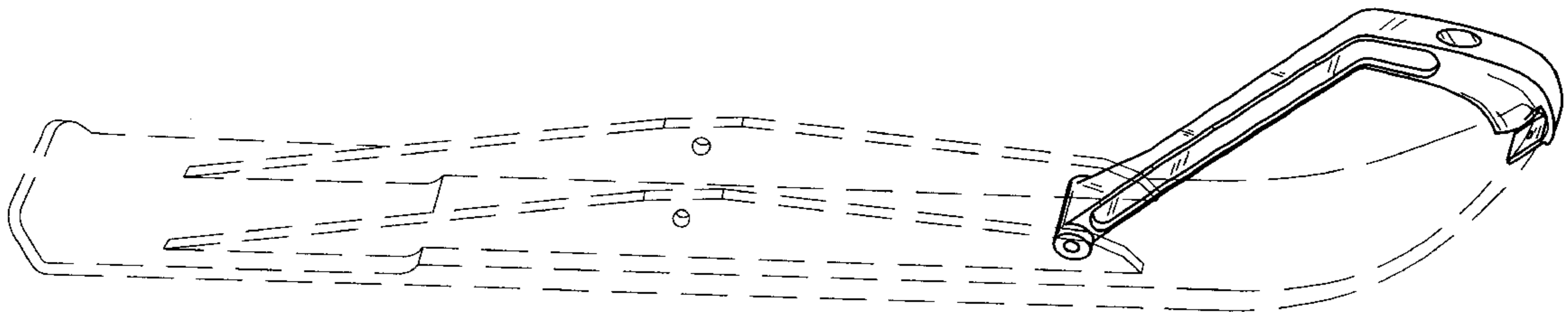
FIG. 5 is a bottom view of a ski loop showing my new design.

FIG. 6 is a right side view of a ski loop showing my new design; and,

FIG. 7 is a left side view of a ski loop showing my new design.

Any shading and cross-hatching are not features of the design but are utilized to illustrate the surface contours of the ski loop in the drawings. Any dashed lines representing a ski are not features of the design and are merely utilized to illustrate the attachment of the present invention to a ski.

1 Claim, 3 Drawing Sheets



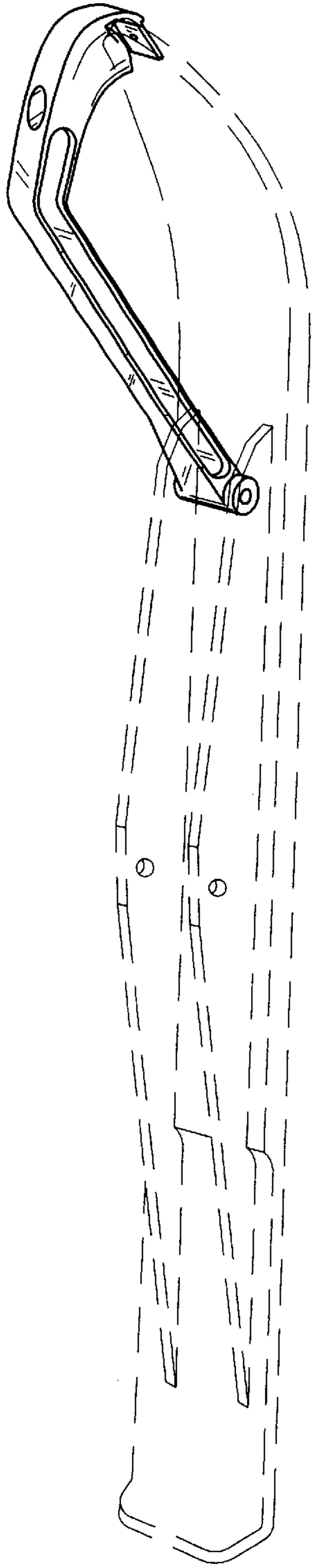


Fig. 1

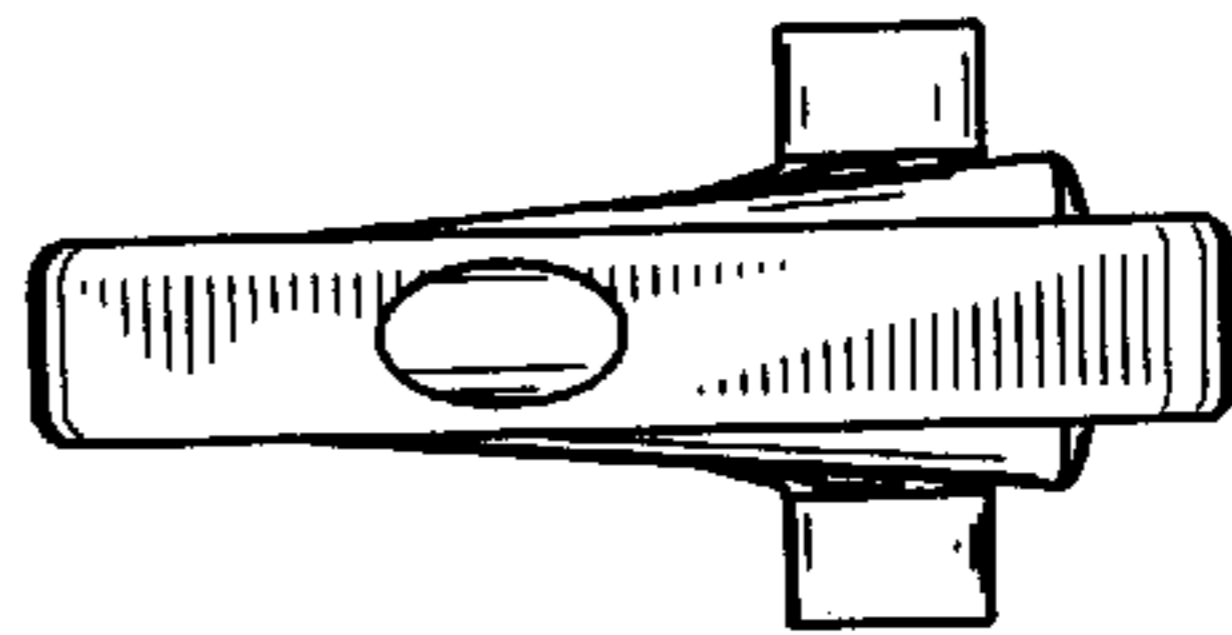


Fig. 2

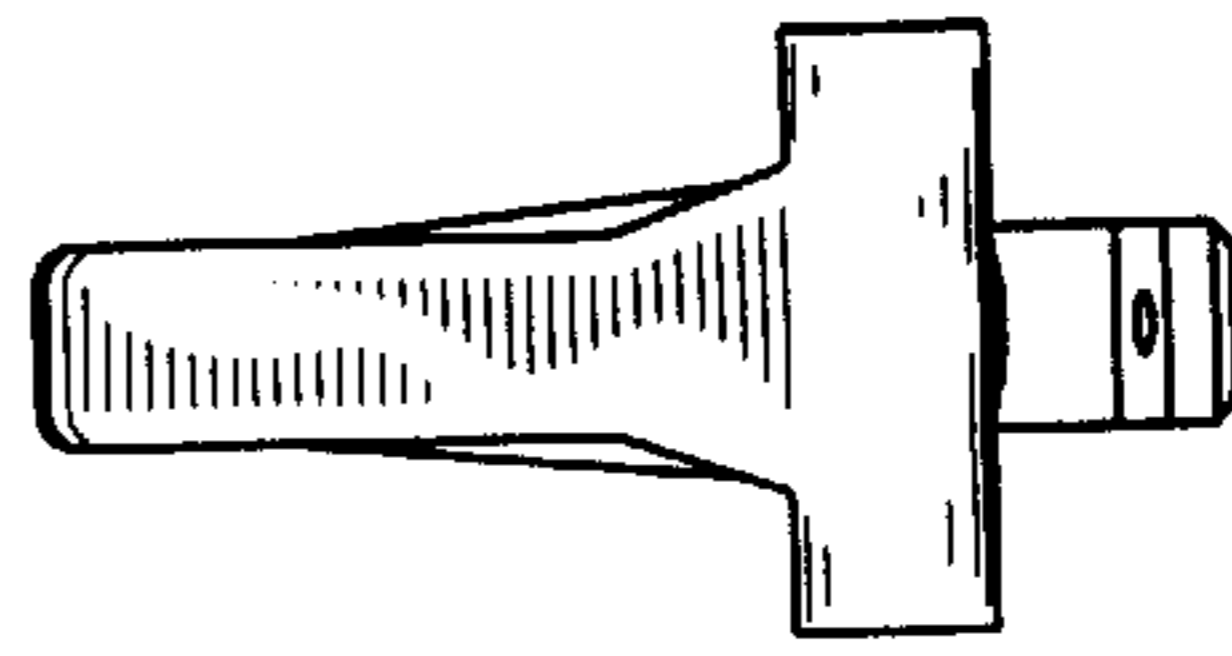


Fig. 3

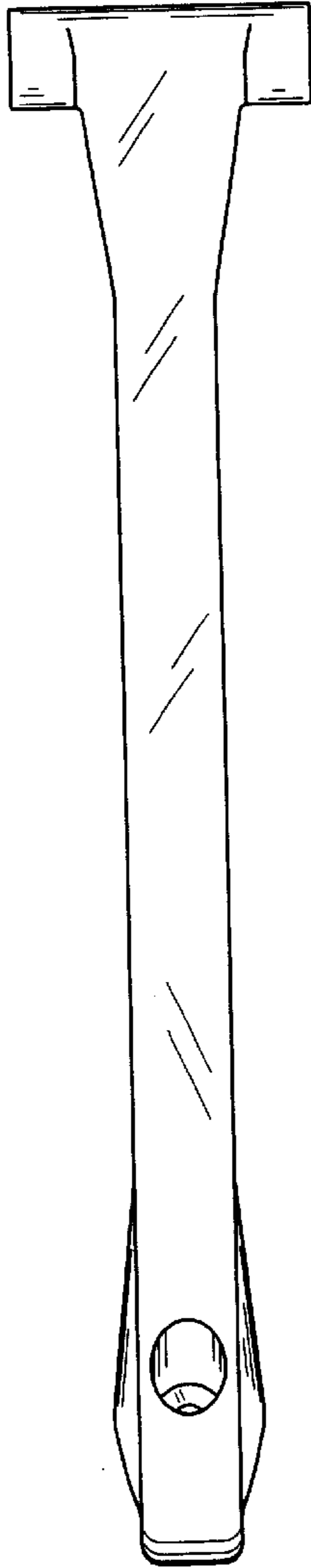


Fig. 4

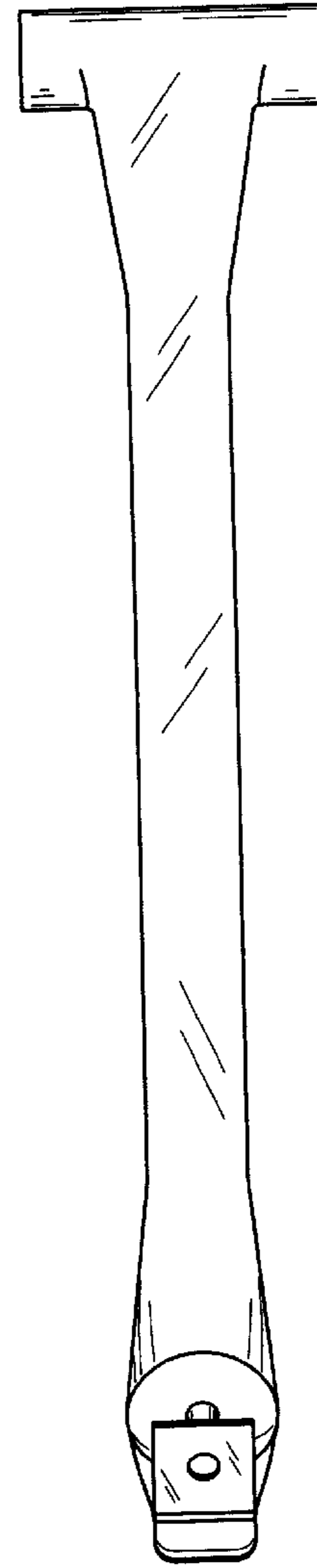


Fig. 5

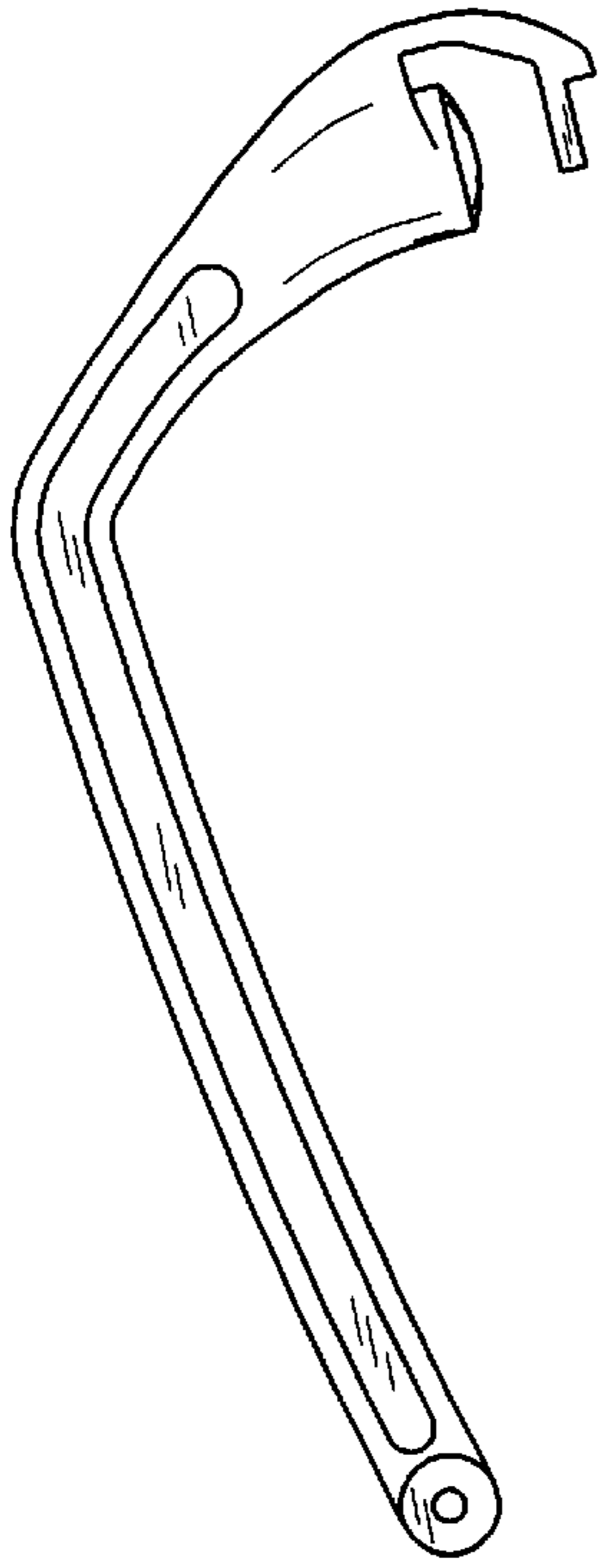


Fig. 6

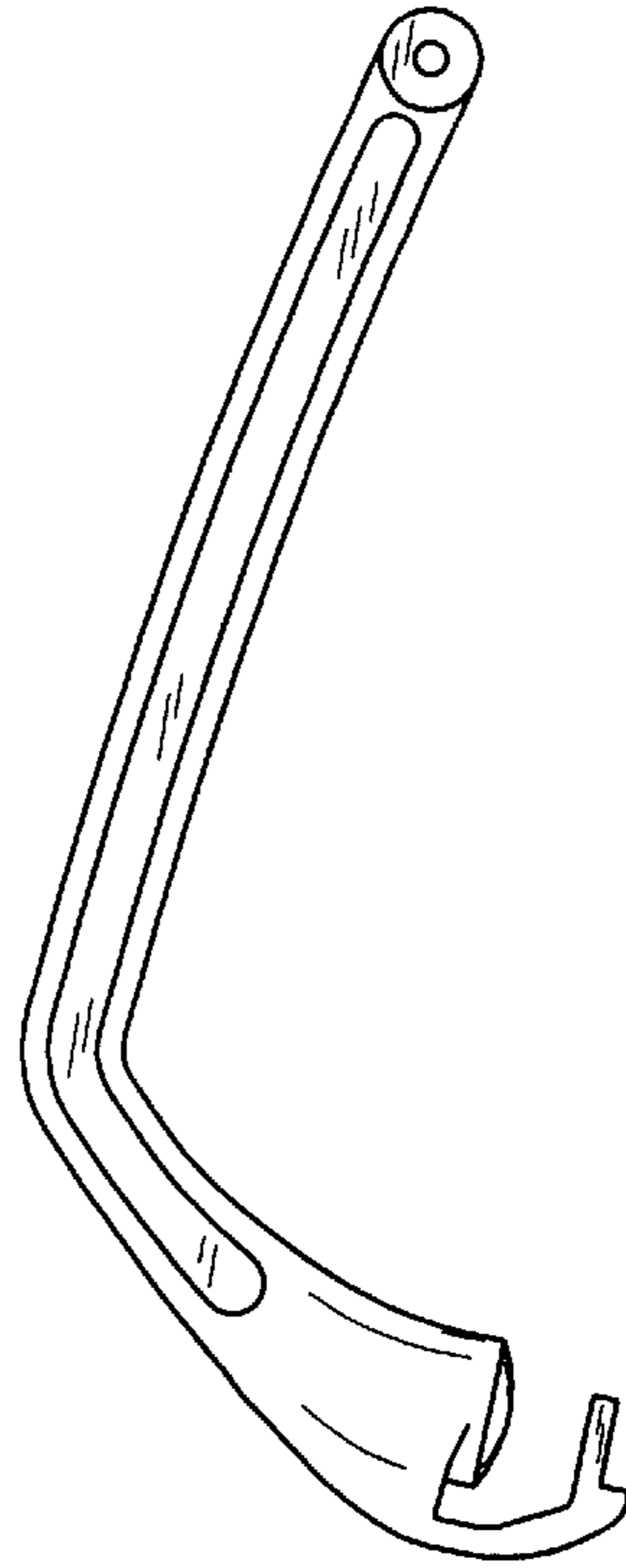


Fig. 7