



US00D485775S

(12) **United States Design Patent**
Smith et al.

(10) **Patent No.:** **US D485,775 S**

(45) **Date of Patent:** **** Jan. 27, 2004**

(54) **TRAFFIC CHANNELING DEVICE**

(75) Inventors: **Jeffery D. Smith**, St. Charles, IL (US);
Randy L. Warner, Harrisburg, PA (US)

(73) Assignee: **SCI Products Inc.**, Harrisburg, PA (US)

(**) Term: **14 Years**

(21) Appl. No.: **29/176,646**

(22) Filed: **Feb. 27, 2003**

(51) **LOC (7) Cl.** **10-05**

(52) **U.S. Cl.** **D10/109**

(58) **Field of Search** D10/109, 111,
D10/113, 114; 116/63 R; 404/4-16

(56) **References Cited**

U.S. PATENT DOCUMENTS

3,380,428 A	4/1968	Abrams	
4,925,334 A	5/1990	Beard	
D310,642 S	9/1990	Kulp	
D317,580 S	* 6/1991	Thurston D10/109
5,036,791 A	8/1991	Thurston	
D320,172 S	9/1991	Thurston	
D338,631 S	8/1993	Braverman	
5,234,280 A	8/1993	Cowan	
5,560,732 A	10/1996	Kulp et al.	
5,722,788 A	3/1998	Bent et al.	
5,749,673 A	5/1998	Kulp et al.	
D406,543 S	3/1999	Brown et al.	

6,014,941 A	1/2000	Bent et al.	
6,095,716 A	8/2000	Kulp et al.	
D440,173 S	* 4/2001	Cuttill et al. D10/113
6,305,312 B1	10/2001	Bent et al.	

* cited by examiner

Primary Examiner—Nelson C. Holtje

(74) *Attorney, Agent, or Firm*—Nixon & Vanderhye P.C.

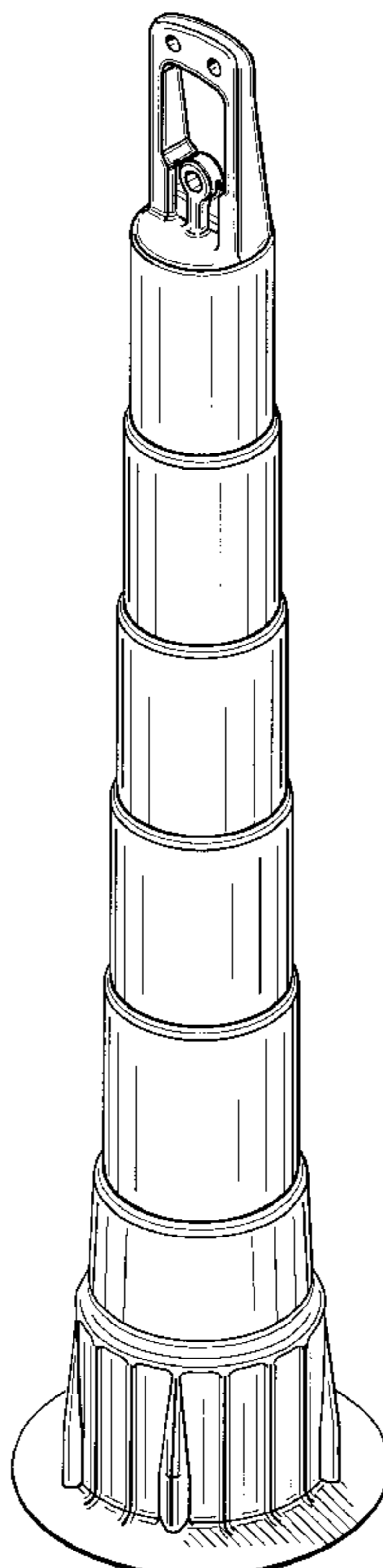
(57) **CLAIM**

The ornamental design for a traffic channeling device, as shown and described.

DESCRIPTION

FIG. 1 is a front, left perspective view of our new design for a traffic channeling device;
 FIG. 2 is a rear, right perspective view of our new design for a traffic channeling device;
 FIG. 3 is a front elevational view of our new design for a traffic channeling device;
 FIG. 4 is a rear elevational view of our new design for a traffic channeling device;
 FIG. 5 is a side elevational view of our new design for a traffic channeling device from the right side of FIG. 1, the left sided being a mirror image thereof;
 FIG. 6 is a top plan view of our new design for a traffic channeling device; and,
 FIG. 7 is a bottom plan view of our new design for a traffic channeling device.

1 Claim, 6 Drawing Sheets



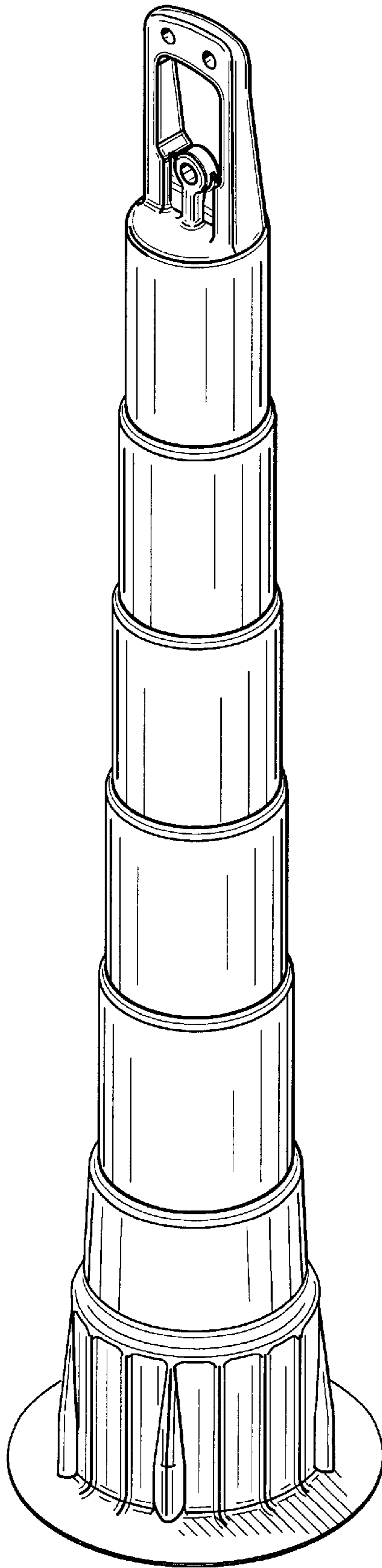


Fig.1

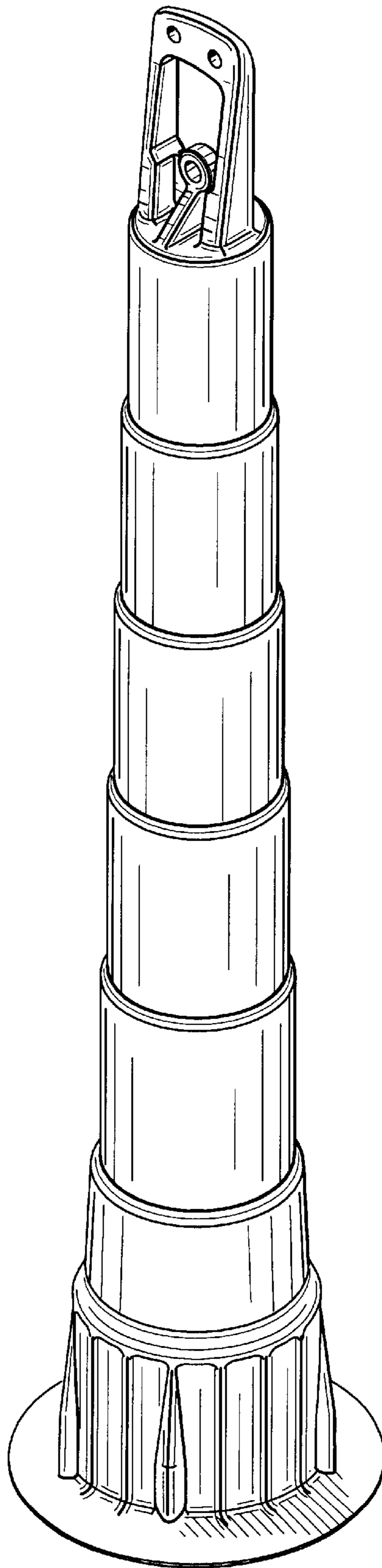


Fig.2

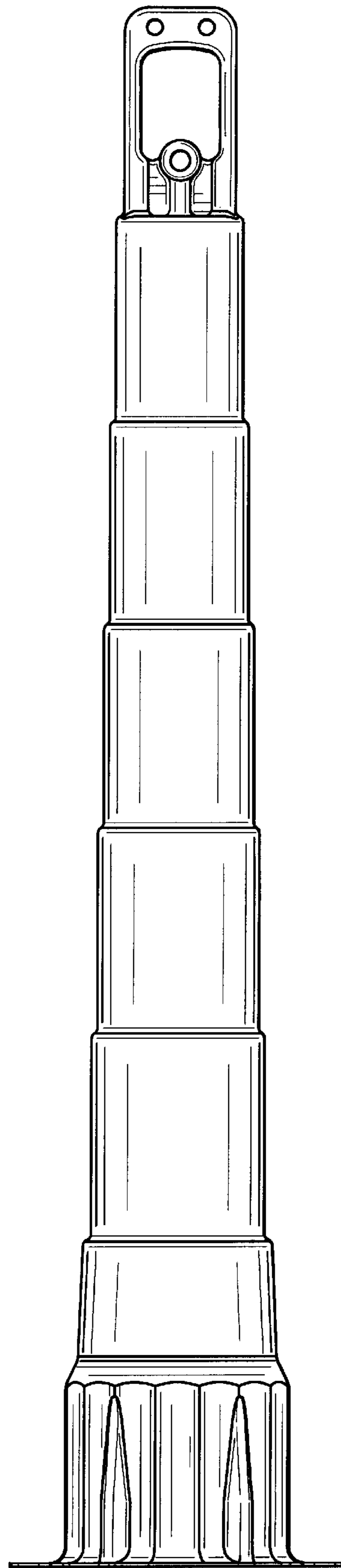


Fig.3

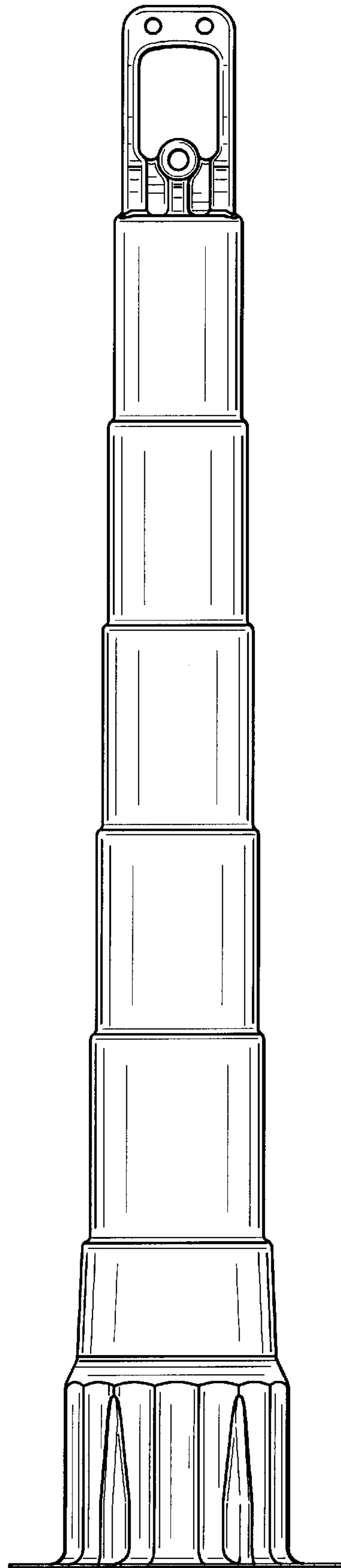


Fig.4

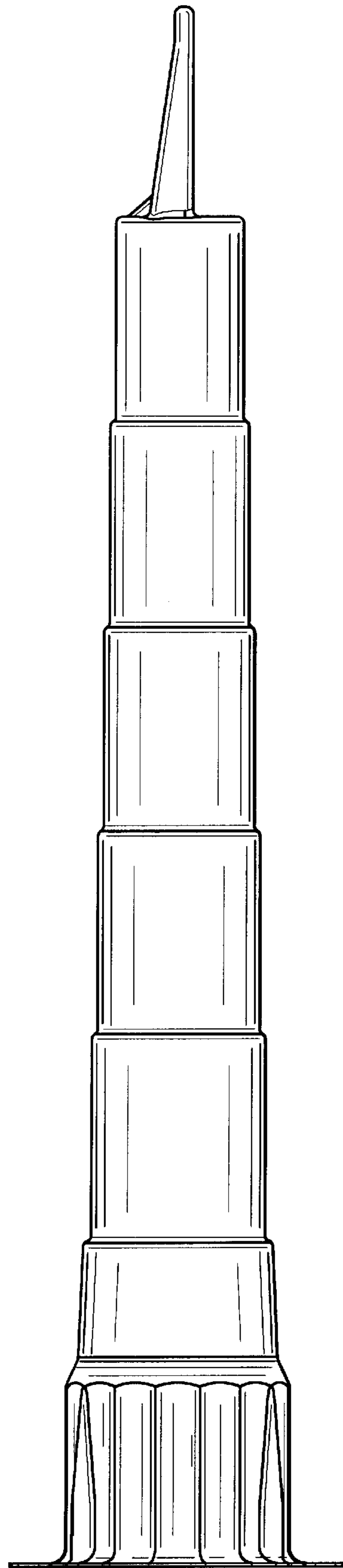


Fig.5

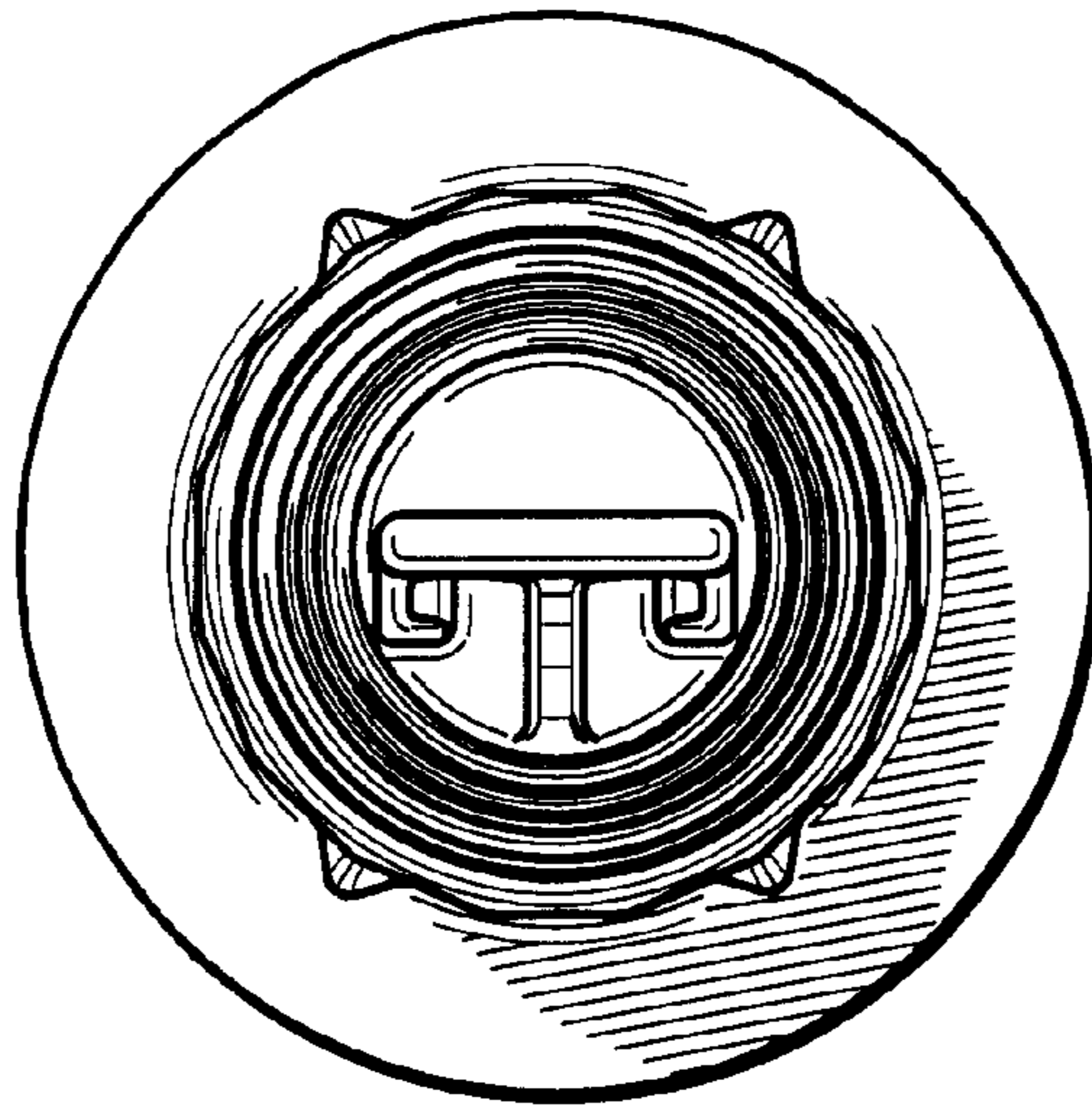


Fig.6

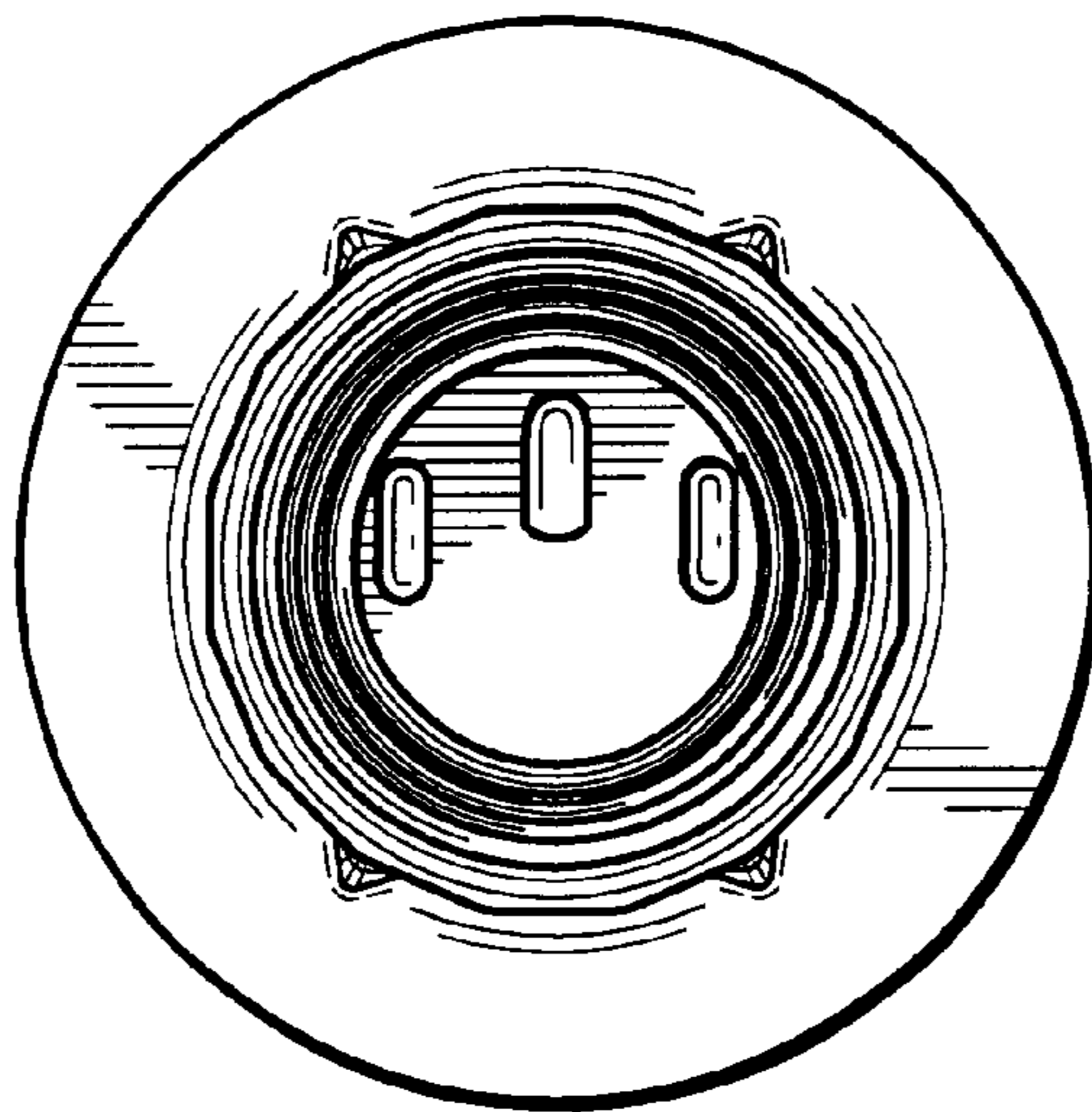


Fig.7