



US00D485767S

(12) **United States Design Patent**  
**Lalo**

(10) **Patent No.:** **US D485,767 S**

(45) **Date of Patent:** **\*\* Jan. 27, 2004**

(54) **WATCH CASE**

D470,777 S \* 2/2003 Ramazzina ..... D10/30

(75) **Inventor:** **Eyal Lalo**, Hallandale, FL (US)

**OTHER PUBLICATIONS**

(73) **Assignee:** **Invicta Watch Company of America, Inc.**, Hollywood, FL (US)

Swiss Watch & Jewelry Journal—Feb. 1982—p.307—Watches at left.\*

(\*\*) **Term:** **14 Years**

Goldschmiede Zeitung (European Jeweler)—Apr. 1984—p.82.\*

(21) **Appl. No.:** **29/182,494**

\* cited by examiner

(22) **Filed:** **May 28, 2003**

*Primary Examiner*—Nelson C. Holtje

(51) **LOC (7) Cl.** ..... **10-02**

(74) *Attorney, Agent, or Firm*—Natter & Natter

(52) **U.S. Cl.** ..... **D10/30; D10/39**

(57) **CLAIM**

(58) **Field of Search** ..... D10/1-40, 122-132;  
368/280-282, 276-277, 285, 294-295

An ornamental design for a watch case, as shown and described.

(56) **References Cited**

**DESCRIPTION**

**U.S. PATENT DOCUMENTS**

1,796,360	A	*	3/1931	Conant	.....	368/281
4,391,533	A	*	7/1983	Waki	.....	368/281
5,181,192	A	*	1/1993	Paratte	.....	368/282
D361,281	S	*	8/1995	Roth	.....	D10/32
D402,211	S	*	12/1998	Miyake et al.	.....	D10/39
D403,971	S	*	1/1999	Walch	.....	D10/32
D421,921	S	*	3/2000	Giardiello	.....	D10/39
D437,791	S	*	2/2001	Roden	.....	D10/32
D445,342	S	*	7/2001	Clerc	.....	D10/30
D462,015	S	*	8/2002	Blondin	.....	D10/30
D465,420	S	*	11/2002	Mantovani	.....	D10/30
D465,421	S	*	11/2002	Mantovani	.....	D10/30
D470,421	S	*	2/2003	Ramazzina	.....	D10/30

FIG. 1 is a front perspective view of a watch case showing my new design;

FIG. 2 is a right side elevational view thereof;

FIG. 3 is a top end elevational view thereof;

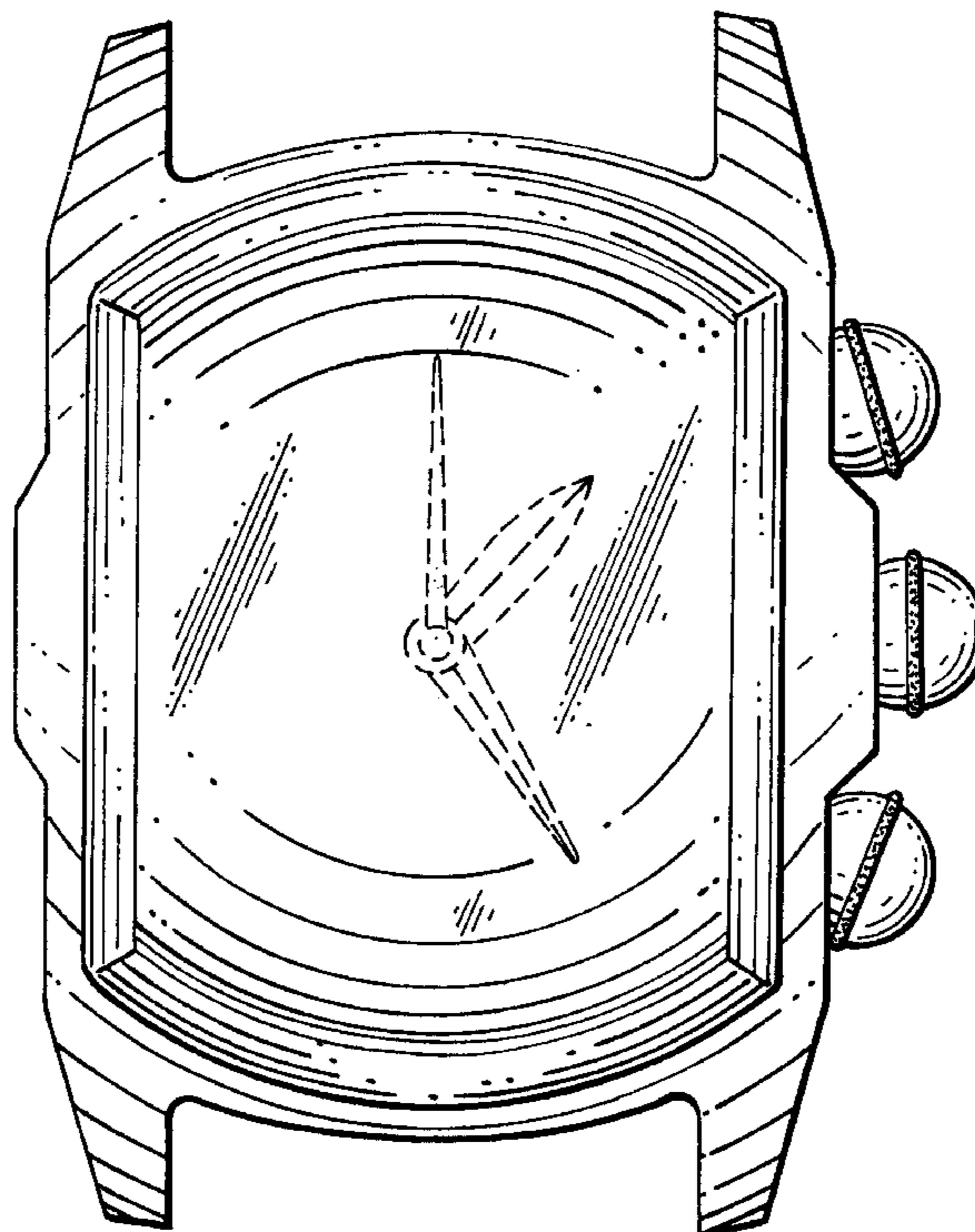
FIG. 4 is a front plan view thereof;

FIG. 5 is a left side elevational view thereof; and,

FIG. 6 is a back plan view thereof.

The bottom end elevational view is a mirror image of the top end elevational view illustrated in FIG. 3. The broken line showing of FIGS. 1 and 4 of the watch case is for illustrative purposes only and forms no part of the claimed design.

**1 Claim, 3 Drawing Sheets**



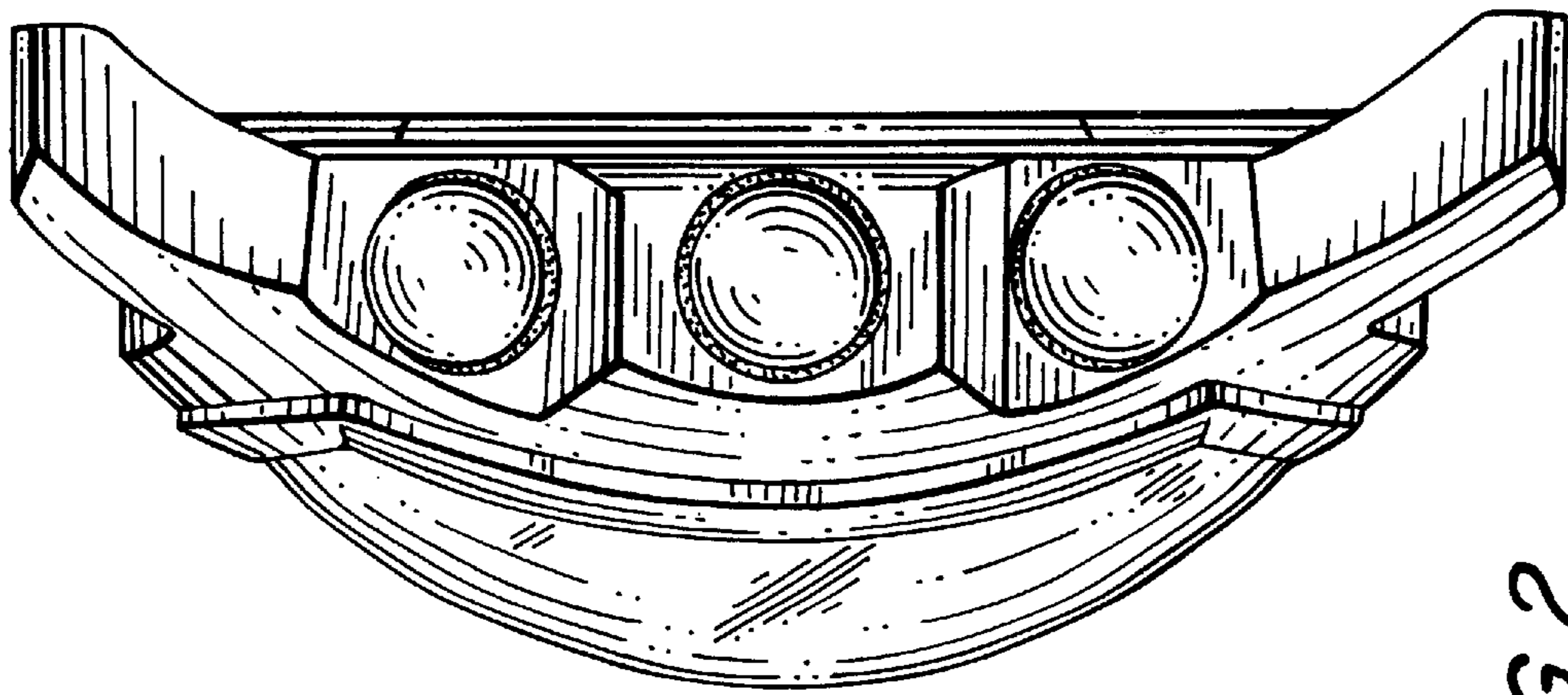


FIG. 2

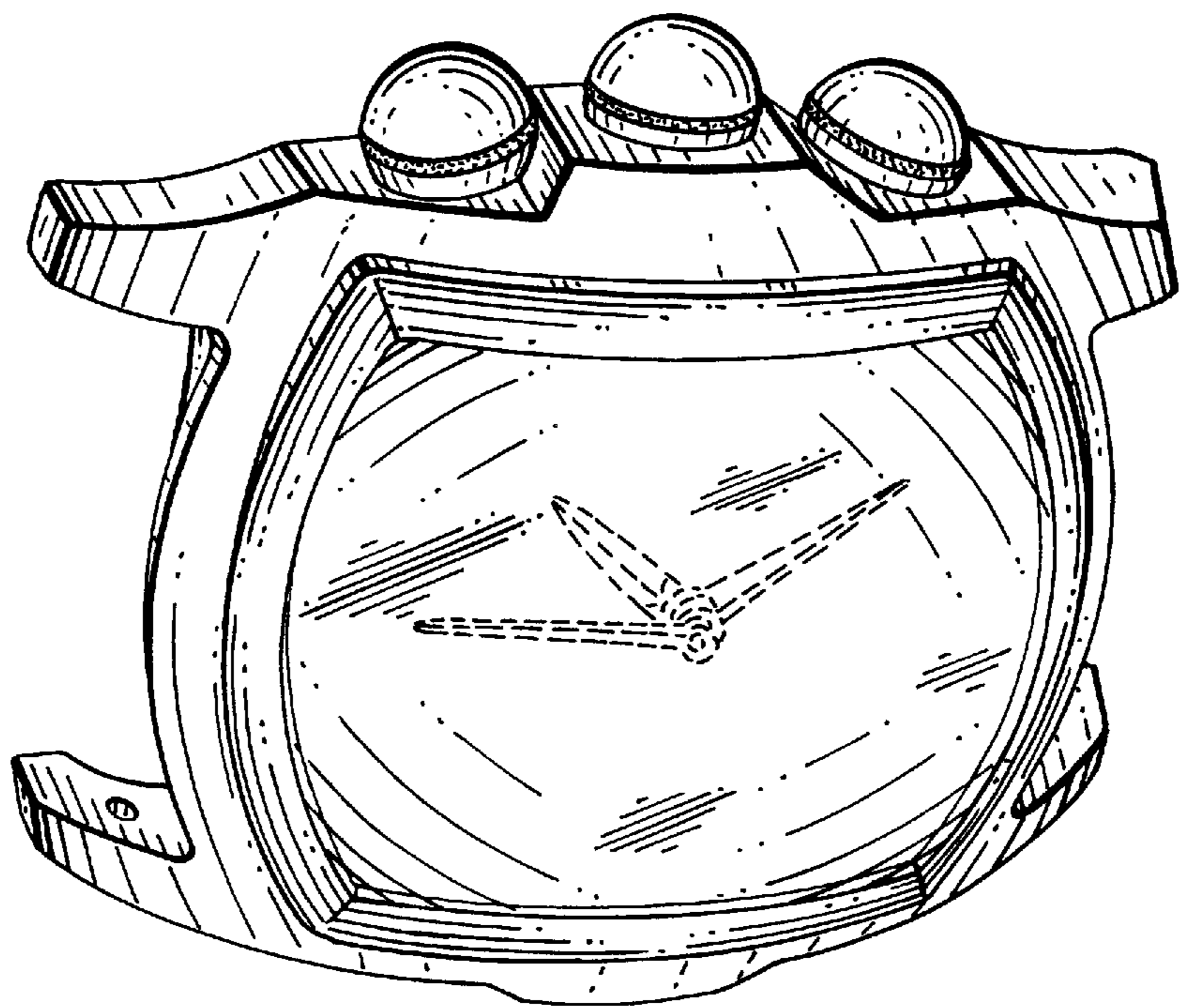


FIG. 1

FIG. 3

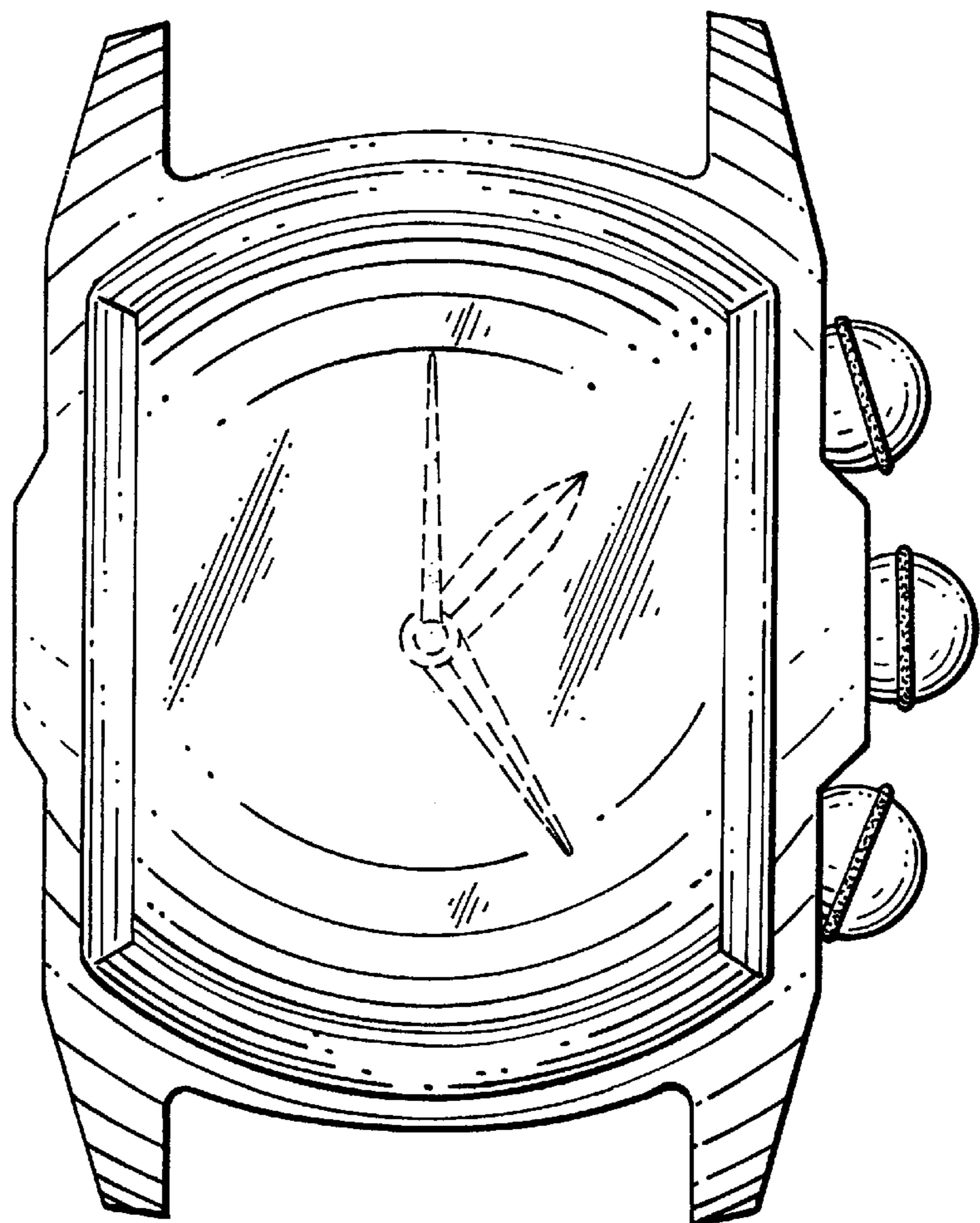
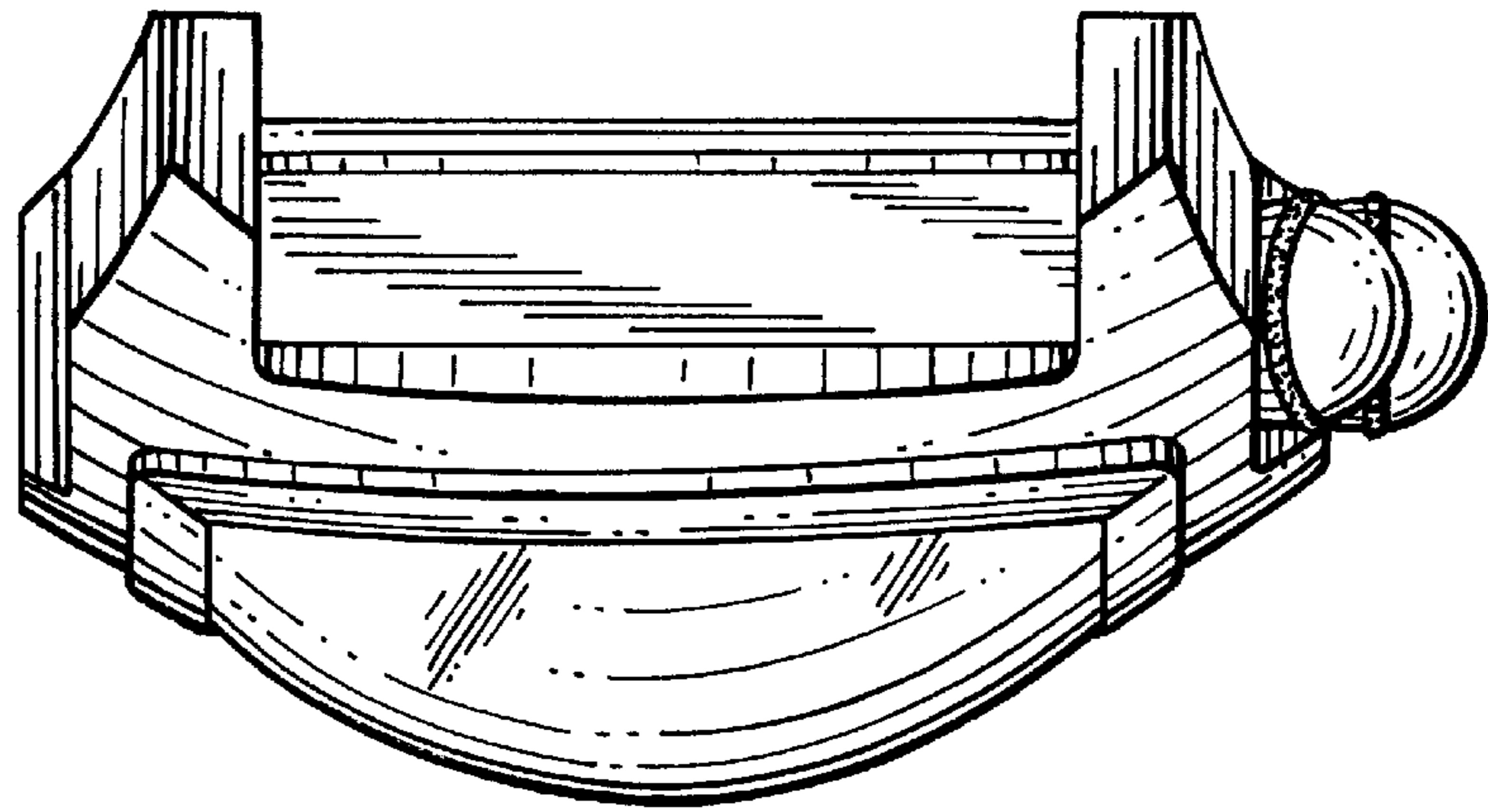


FIG. 4



FIG. 6

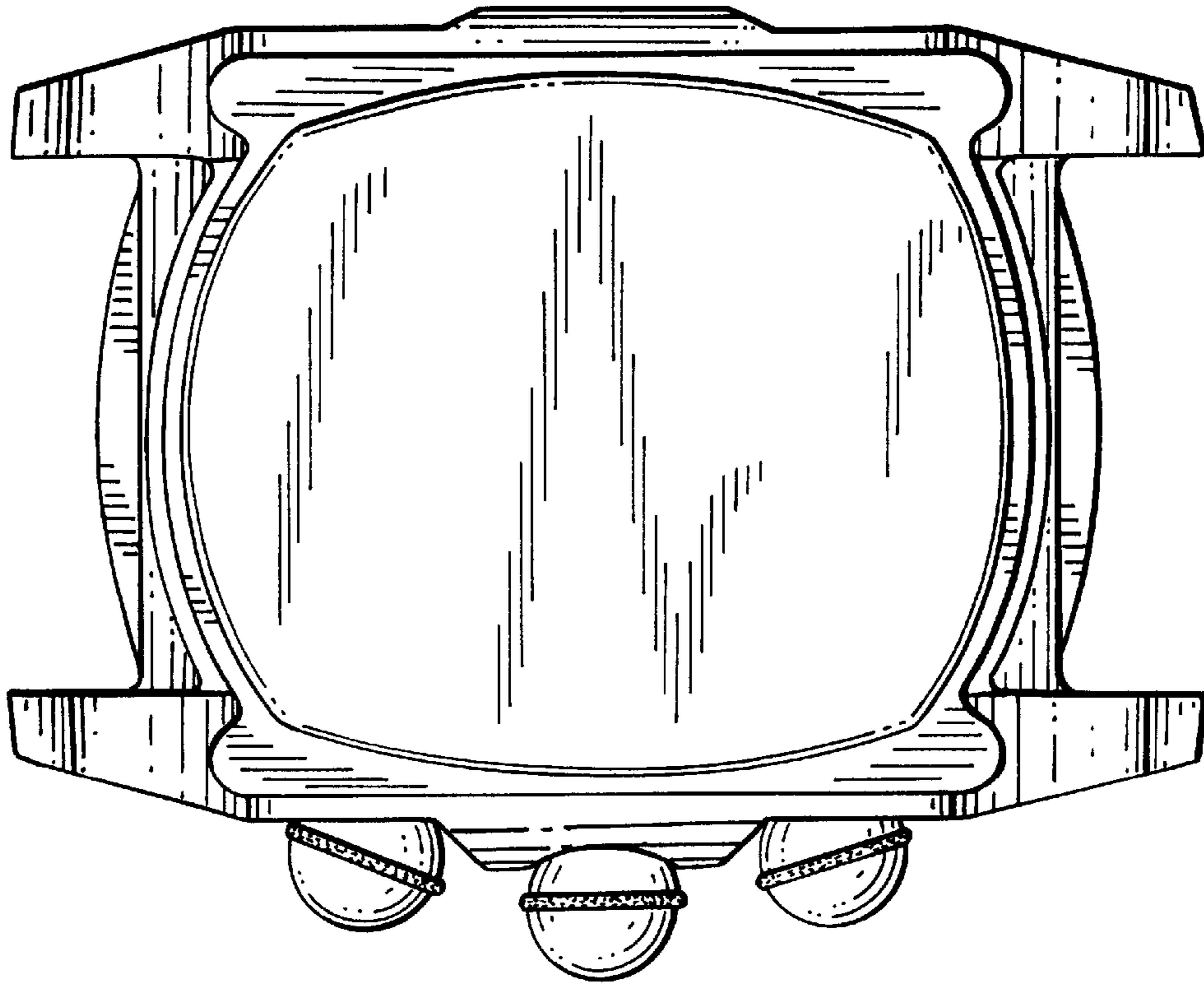


FIG. 5

