



US00D485766S

(12) **United States Design Patent**
Bailey

(10) **Patent No.:** **US D485,766 S**

(45) **Date of Patent:** **** Jan. 27, 2004**

(54) **TOILET SEAT AND LID CLOCK**

OTHER PUBLICATIONS

(76) **Inventor:** **George Bailey**, 10200 Bolsa Ave., # 72,
Westminster, CA (US) 92683

(**) **Term:** **14 Years**

(21) **Appl. No.:** **29/173,596**

(22) **Filed:** **Dec. 31, 2002**

(51) **LOC (7) Cl.** **10-01**

(52) **U.S. Cl.** **D10/6**

(58) **Field of Search** D10/2, 6; 368/10;
D23/311; 4/236

Jeweler's Circular—Keystone—Jan. 1978—p. 48—toilet
seat clock at right-center.*

Gifts and Decorative Accessories—May 1980—p. 94—toi-
let seat clock at top.*

* cited by examiner

Primary Examiner—Nelson C. Holtje

(57) **CLAIM**

The ornamental design for a toilet seat and lid clock, as
shown.

DESCRIPTION

FIG. 1 is a front elevational view of a toilet seat and lid clock
showing my new design;

FIG. 2 is a rear elevational view thereof;

FIG. 3 is an inverted top plan view thereof;

FIG. 4 is a bottom plan view thereof; and,

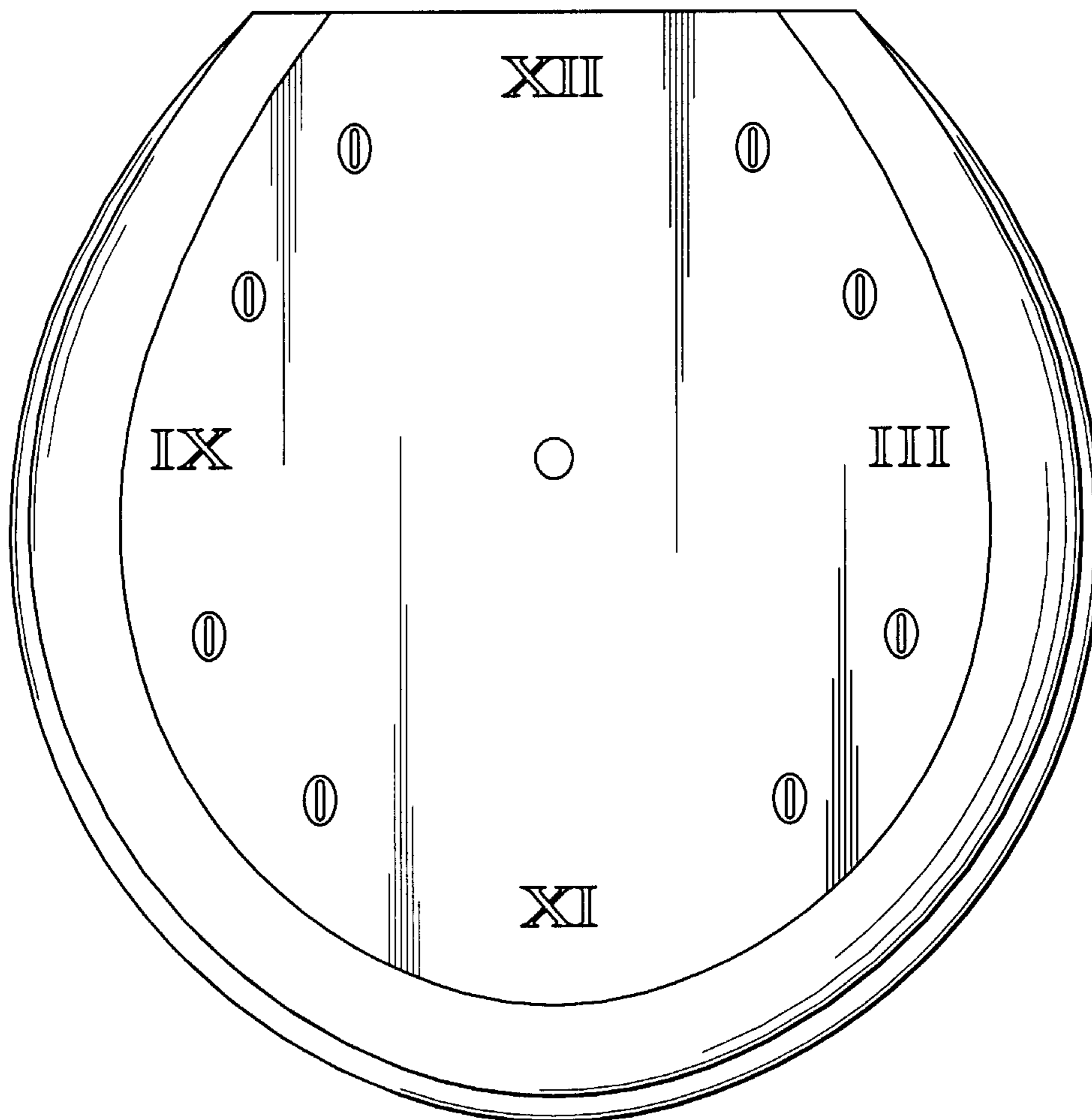
FIG. 5 is a left side elevational view thereof, the right side
being a mirror image thereto.

(56) **References Cited**

U.S. PATENT DOCUMENTS

2,500,594	A	*	3/1950	Young	4/236
3,590,401	A	*	7/1971	Brown	4/236
D305,357	S	*	1/1990	Ritzer	D23/311
5,182,823	A	*	2/1993	Alsip	368/10
D336,953	S	*	6/1993	Smith, Jr.	D23/311
D379,595	S	*	6/1997	Choi	D10/6

1 Claim, 3 Drawing Sheets



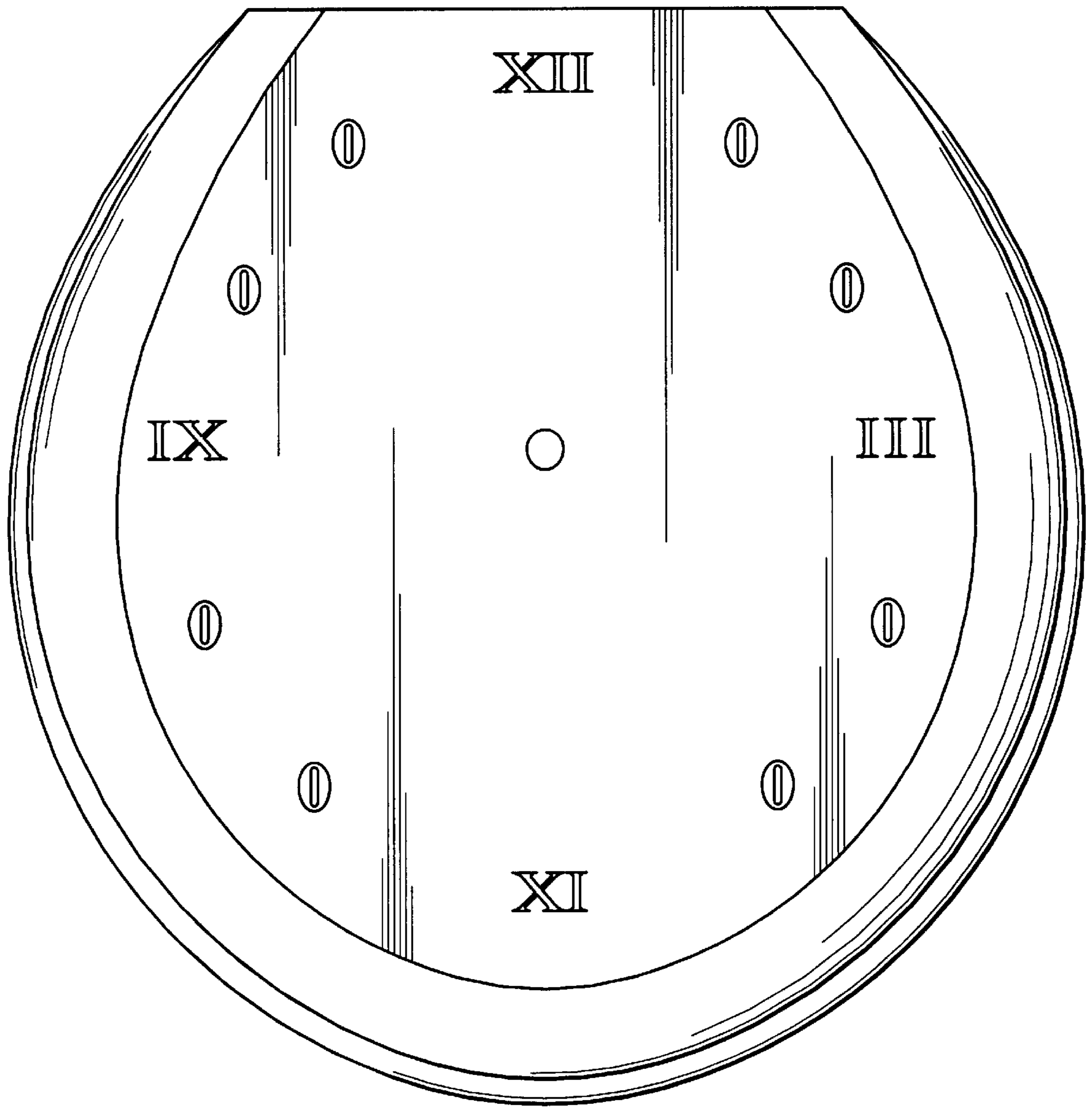


FIG. 1

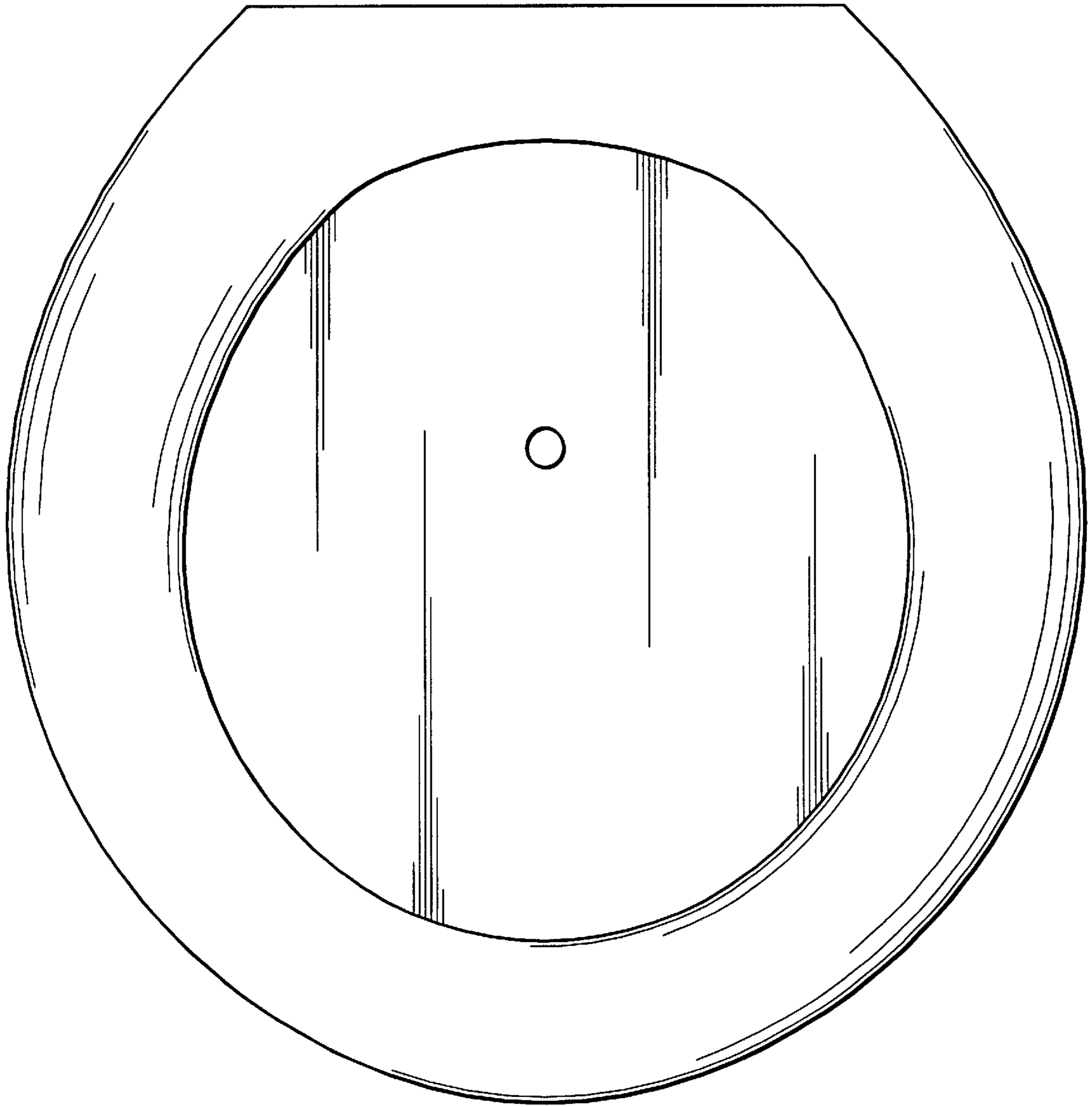


FIG. 2

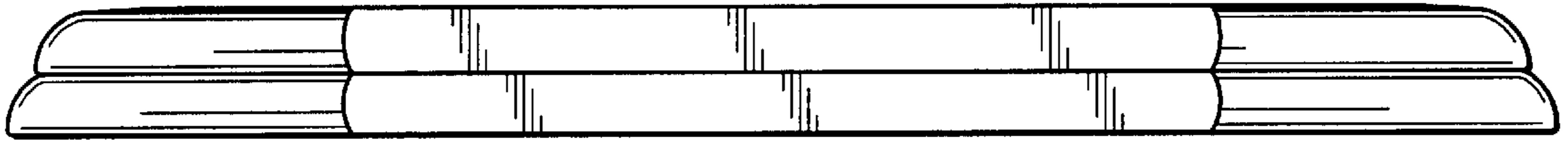


FIG. 3




FIG. 4




FIG. 5