



US00D485763S

(12) **United States Design Patent**
Cooper

(10) **Patent No.:** **US D485,763 S**

(45) **Date of Patent:** **** Jan. 27, 2004**

(54) **BOTTLE**

(75) Inventor: **John A. Cooper**, Philadelphia, PA (US)

(73) Assignee: **Chatam International Incorporated**,
Wilmington, DE (US)

(**) Term: **14 Years**

(21) Appl. No.: **29/153,058**

(22) Filed: **Dec. 21, 2001**

(51) **LOC (7) Cl.** **09-01**

(52) **U.S. Cl.** **D9/505; D9/554**

(58) **Field of Search** D9/307, 329, 335,
D9/336, 500, 502-505, 516, 544-545, 549,
554, 558, 567, 574-575; 215/10, 12.1-12.3,
12.5, 382-384, 396, 398, 400

(56) **References Cited**

U.S. PATENT DOCUMENTS

D91,372 S	*	1/1934	Stein	D9/545 X
D178,808 S	*	9/1956	Rosenak	D9/500
D195,102 S	*	4/1963	Du Pree	D9/529
D211,562 S	*	7/1968	Duboeuf	D9/500
D225,973 S	*	1/1973	Setrakian	D9/500
D249,462 S	*	9/1978	Schwartz et al.	D9/500
D272,989 S	*	3/1984	Moretti	D9/500
D344,428 S	*	2/1994	Ancona et al.	D7/318
D372,427 S	*	8/1996	Jago et al.	D9/500
D375,678 S	*	11/1996	Owsiany	D9/335
D418,051 S	*	12/1999	van Wyk	D9/500 X
D427,513 S	*	7/2000	Boisset	D9/307
D428,573 S	*	7/2000	Colonna et al.	D9/335
D451,012 S	*	11/2001	Billy	D9/322

OTHER PUBLICATIONS

“50 Trade Secrets of Great Design Packaging” by Stafford Cliff, Bend River Bottle by Deco-Glas in Germany, p. 41, Rockport Publishers, Inc., MA, © 1999.*

“Distilled Spirits, Wines, & Cordials”, Owens-Illinois Glass Co., OH, Standard Liquor Finishes, “GCMI-3120 Square Ring Cork”, p. 51.*

* cited by examiner

Primary Examiner—Philip S. Hyder

Assistant Examiner—Carol Rademaker

(74) *Attorney, Agent, or Firm*—Paul & Paul

(57) **CLAIM**

The ornamental design of a bottle, as shown and described.

DESCRIPTION

FIG. 1 is a perspective view of a bottle showing my new design.

FIG. 2 is a front elevation of a bottle showing my new design.

FIG. 3 is a top plan view of a bottle showing my new design.

FIG. 4 is a bottom view of a bottle showing my new design.

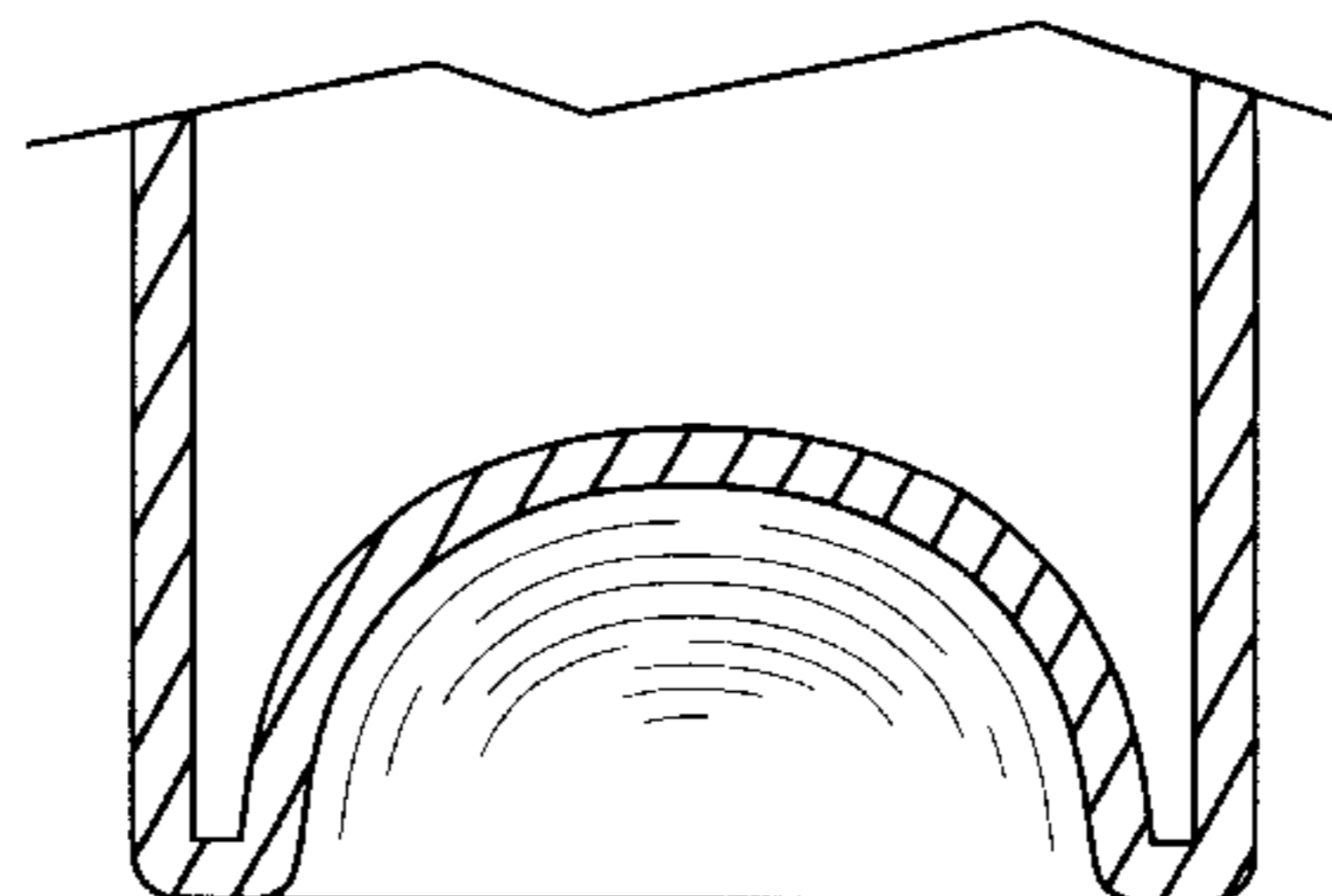
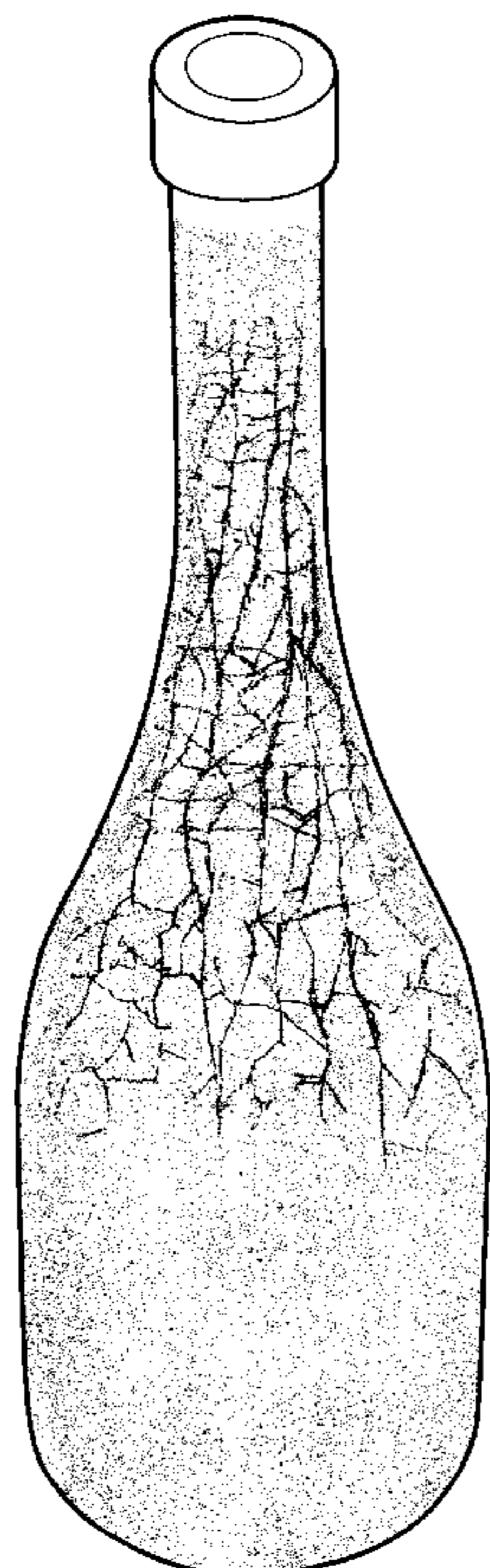
FIG. 5 is a fragmentary vertical section taken as shown in FIG. 4 at Section Line 5—5; and,

FIG. 6 is a bottom view of an alternate embodiment of the bottle of my new design, all other views being the same as shown the first embodiment in FIGS. 1, 2, 3, & 5.

The web-like lines on the bottle of my design illustrate a simulated crackling on the outer surface of the bottle of my design.

The broken line showing in the drawings is for illustrative purposes only and forms no part of the claimed design.

1 Claim, 5 Drawing Sheets



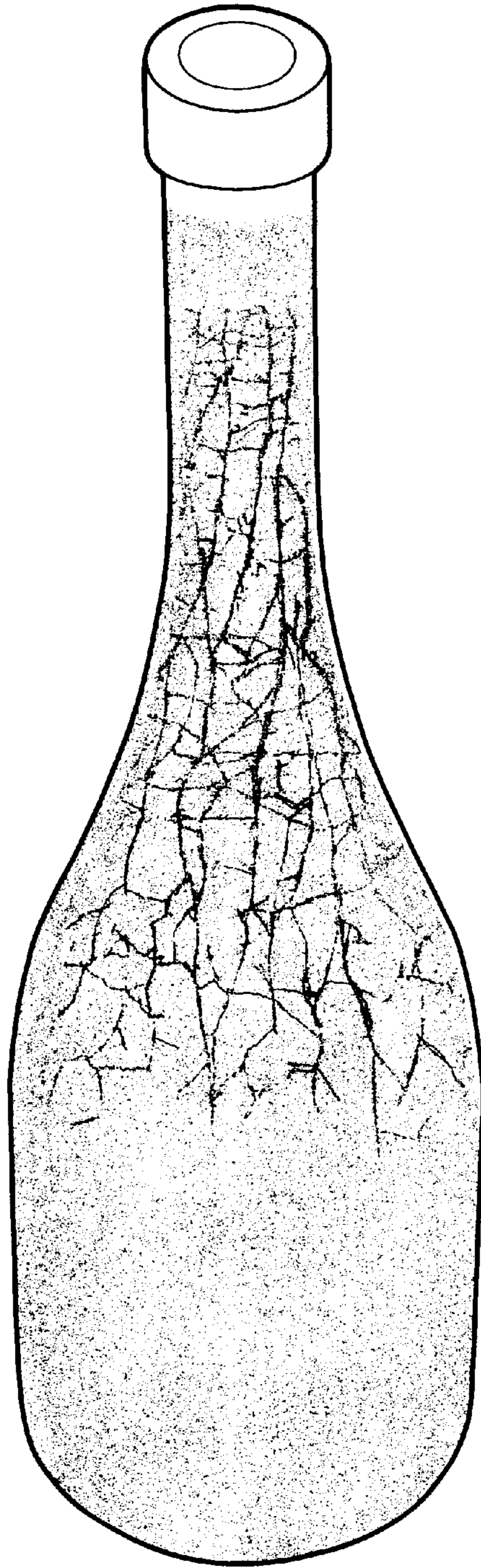


Fig. 1

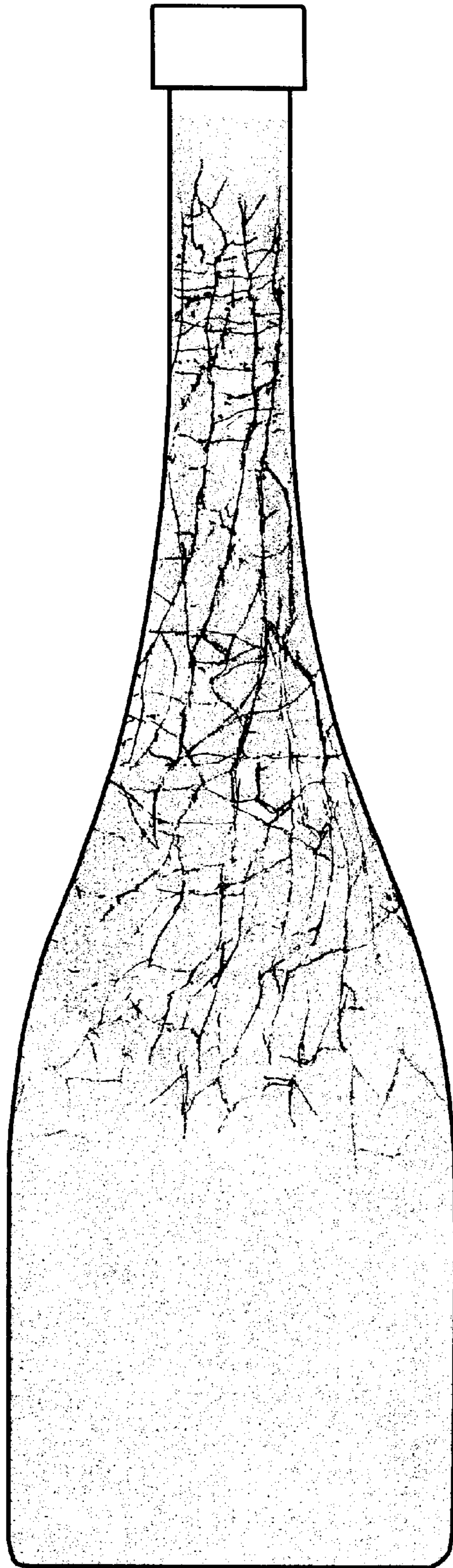


Fig. 2

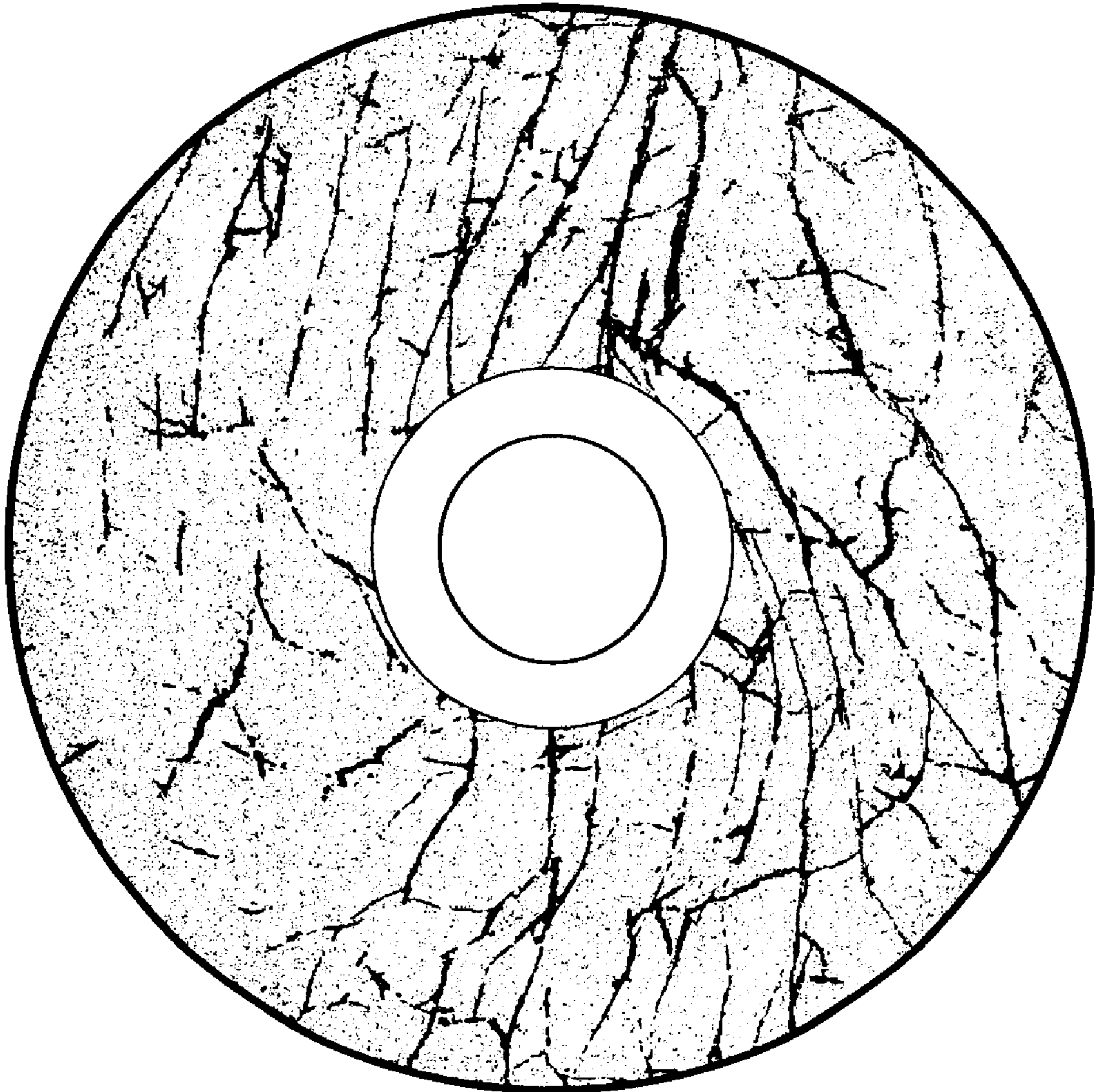


Fig. 3

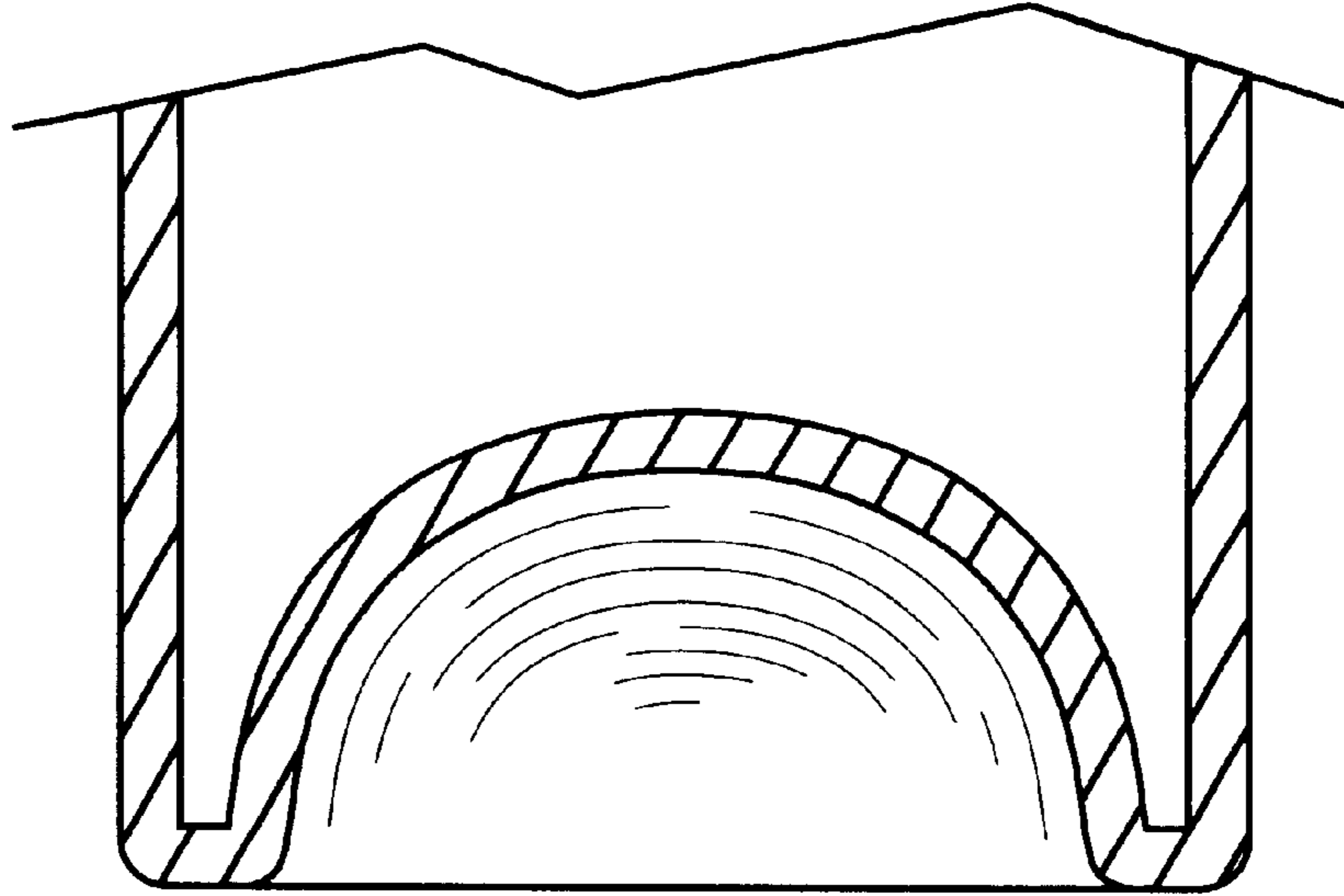


Fig. 5

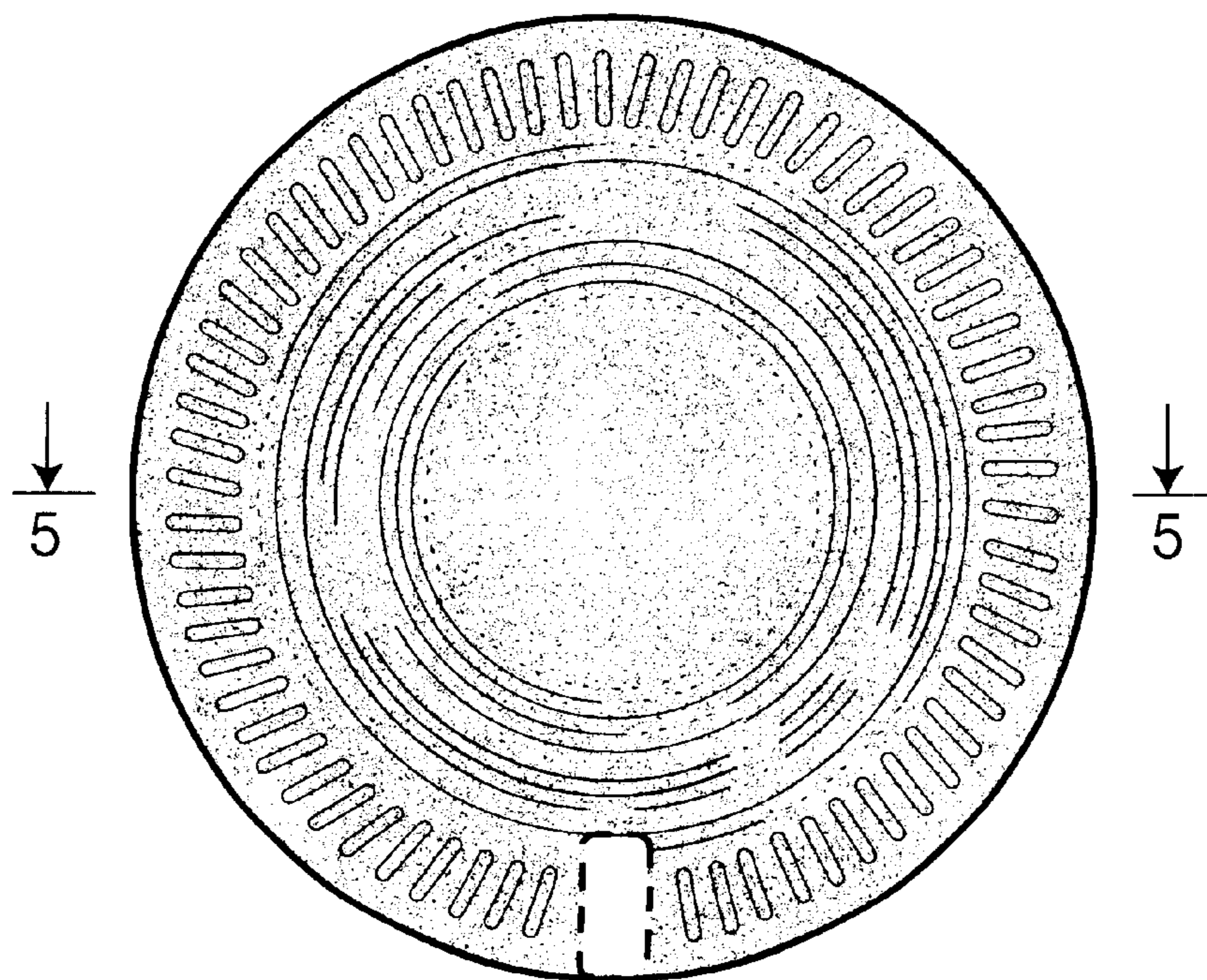


Fig. 4

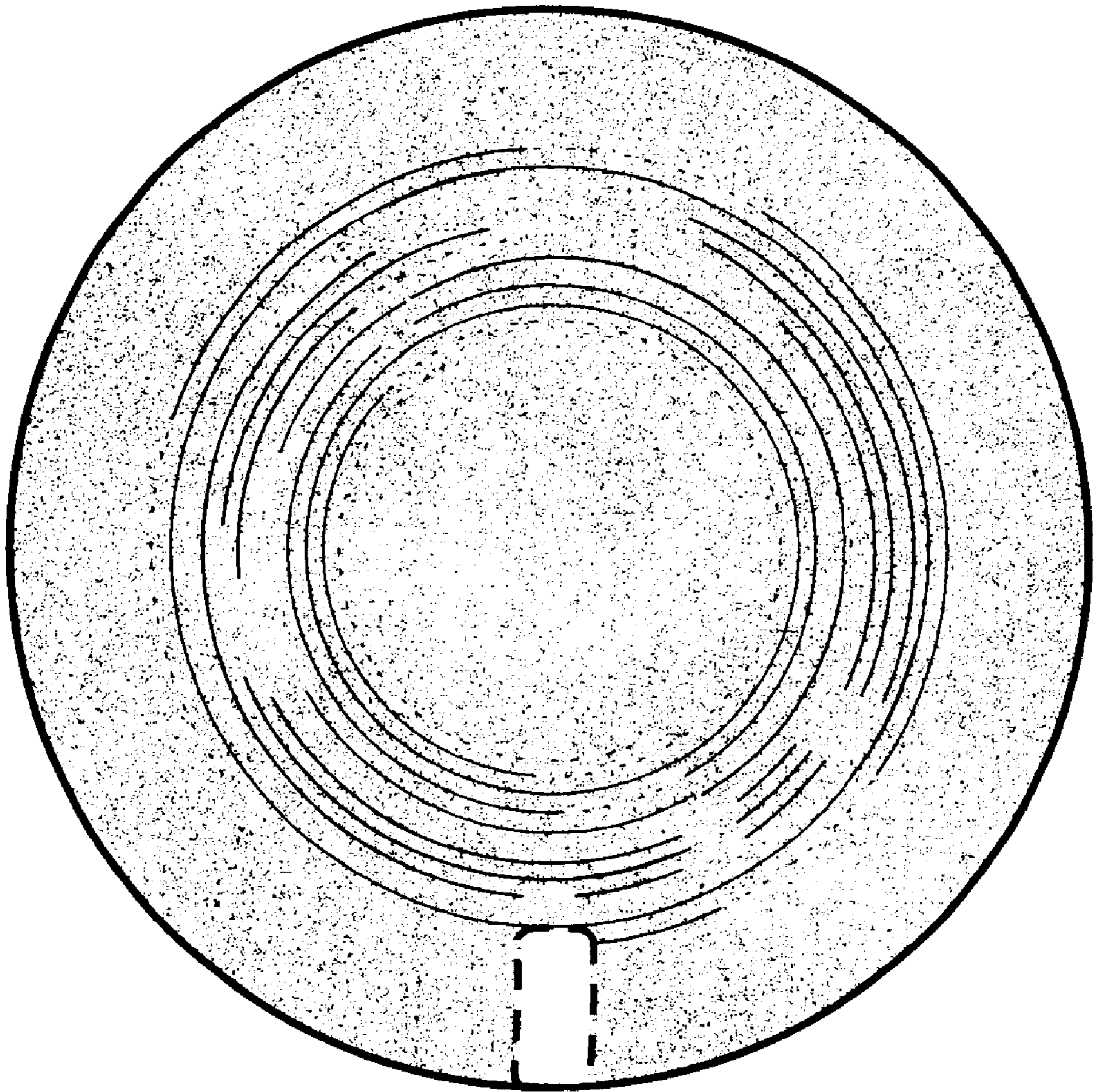


Fig. 6