



US00D485738S

(12) **United States Design Patent**
Pretzell

(10) **Patent No.:** **US D485,738 S**

(45) **Date of Patent:** **** Jan. 27, 2004**

(54) **DRILLING SCREWDRIVER**

(75) Inventor: **Peter Pretzell**, Bochum (DE)

(73) Assignee: **Lidl Stiftung & Co. KG**, Neckarsulm (DE)

(**) Term: **14 Years**

(21) Appl. No.: **29/178,162**

(22) Filed: **Mar. 20, 2003**

Related U.S. Application Data

(63) Continuation-in-part of application No. 29/122,086, filed on Apr. 19, 2000, now abandoned.

(30) **Foreign Application Priority Data**

Oct. 20, 1999 (DE) 499 09 945

(51) **LOC (7) Cl.** **08-05**

(52) **U.S. Cl.** **D8/69**

(58) **Field of Search** D8/61, 62, 63, D8/64, 65, 66, 67, 68, 69, 70; 81/57.11, 429, 464, 465, 466, 469, 489; 173/13, 169, 178, 213, 217; 227/8, 114, 120, 130, 136, 142; 310/50; 408/20, 124, 125, 234, 241 R; 451/358

(56) **References Cited**

U.S. PATENT DOCUMENTS

D302,646 S * 8/1989 Sasaki et al. D8/69

D396,177 S	*	7/1998	Schultz	D8/68
D396,789 S	*	8/1998	Murray	D8/68
D402,871 S	*	12/1998	Clowers et al.	D8/68
D419,413 S	*	1/2000	Heun	D8/68
D431,766 S	*	10/2000	Zurwelle	D8/69
D437,759 S	*	2/2001	Breit et al.	D8/68
D457,407 S	*	5/2002	Pretzell	D8/29.1
6,543,549 B1	*	4/2003	Riedl et al.	310/50

* cited by examiner

Primary Examiner—Doris V. Coles
Assistant Examiner—T. Chase Nelson
(74) *Attorney, Agent, or Firm*—Morgan & Finnegan, LLP

(57) **CLAIM**

The ornamental design for drilling screwdriver, as shown and described.

DESCRIPTION

FIG. 1 is a front view of drilling screwdriver showing my new design;

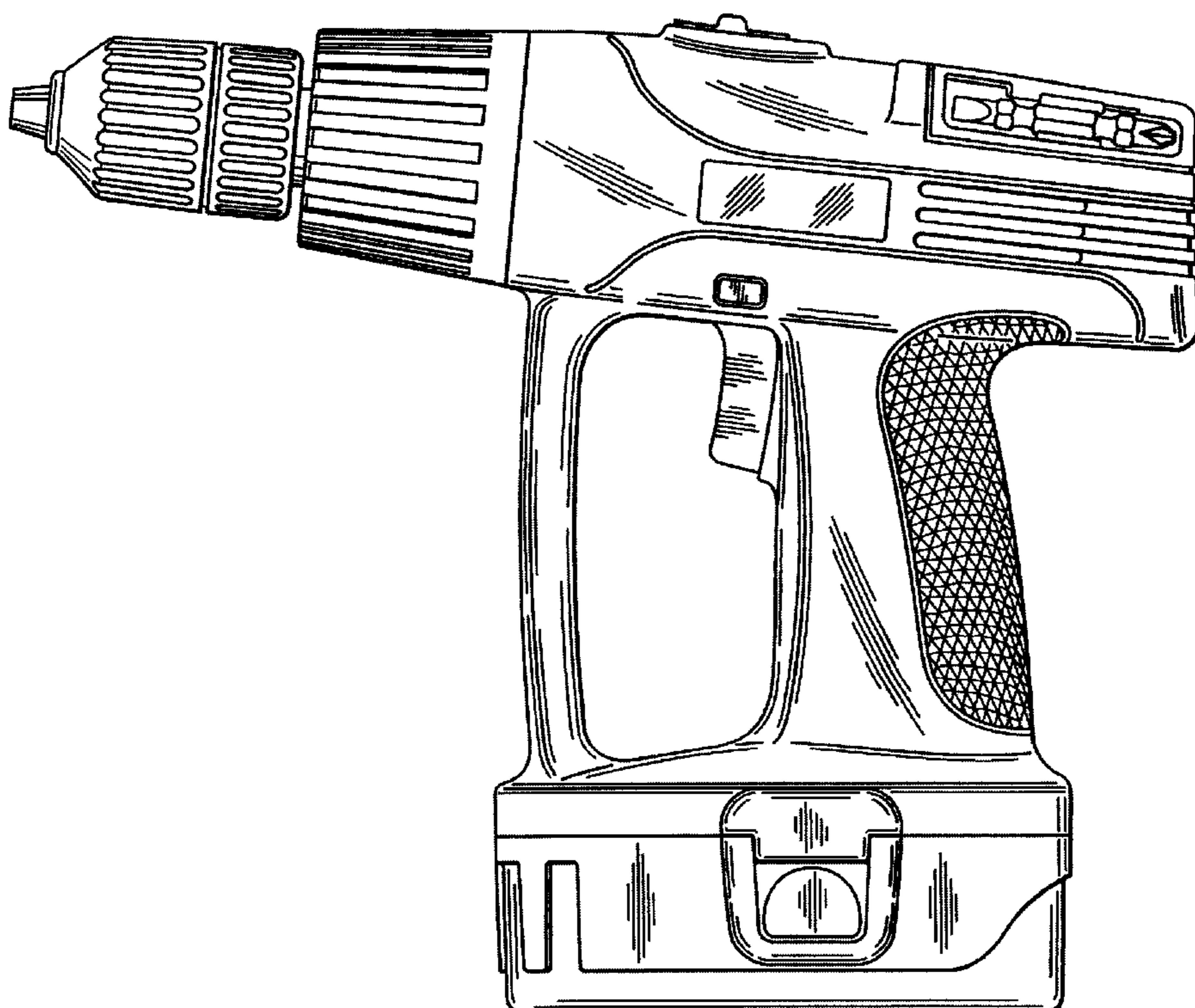
FIG. 2 is a rear view thereof;

FIG. 3 is a left side view thereof;

FIG. 4 is a right side view thereof; and,

FIG. 5 is a top view thereof.

1 Claim, 5 Drawing Sheets



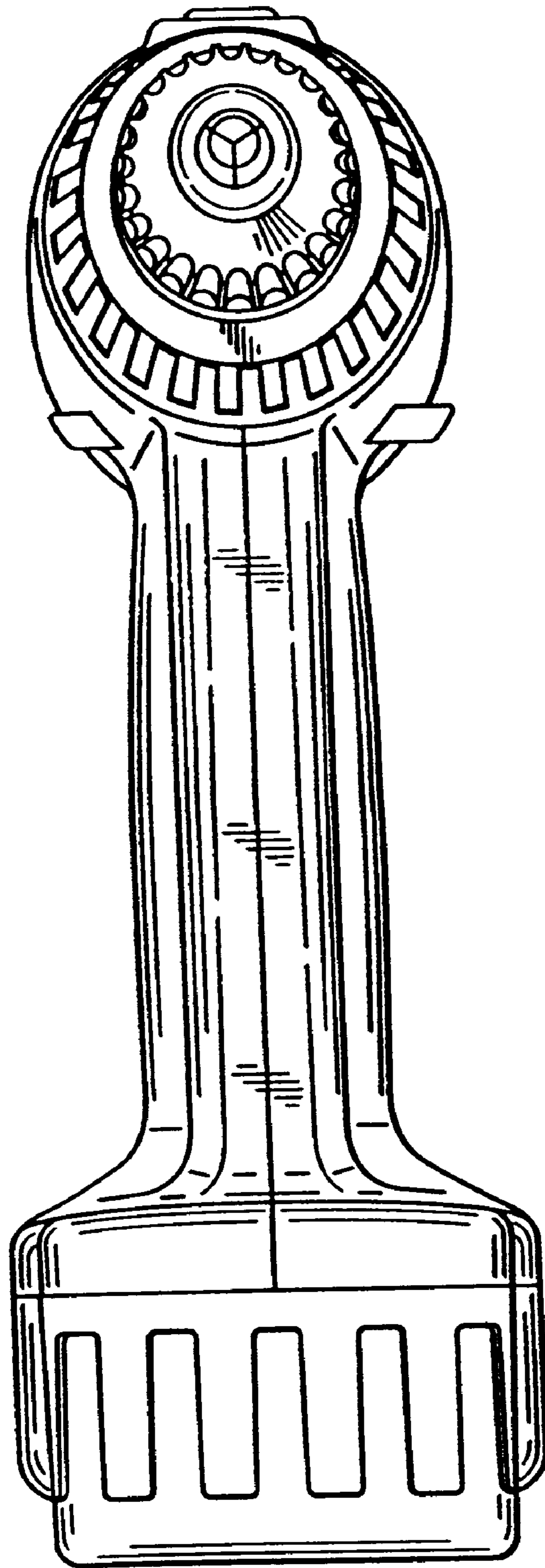


Fig. 1

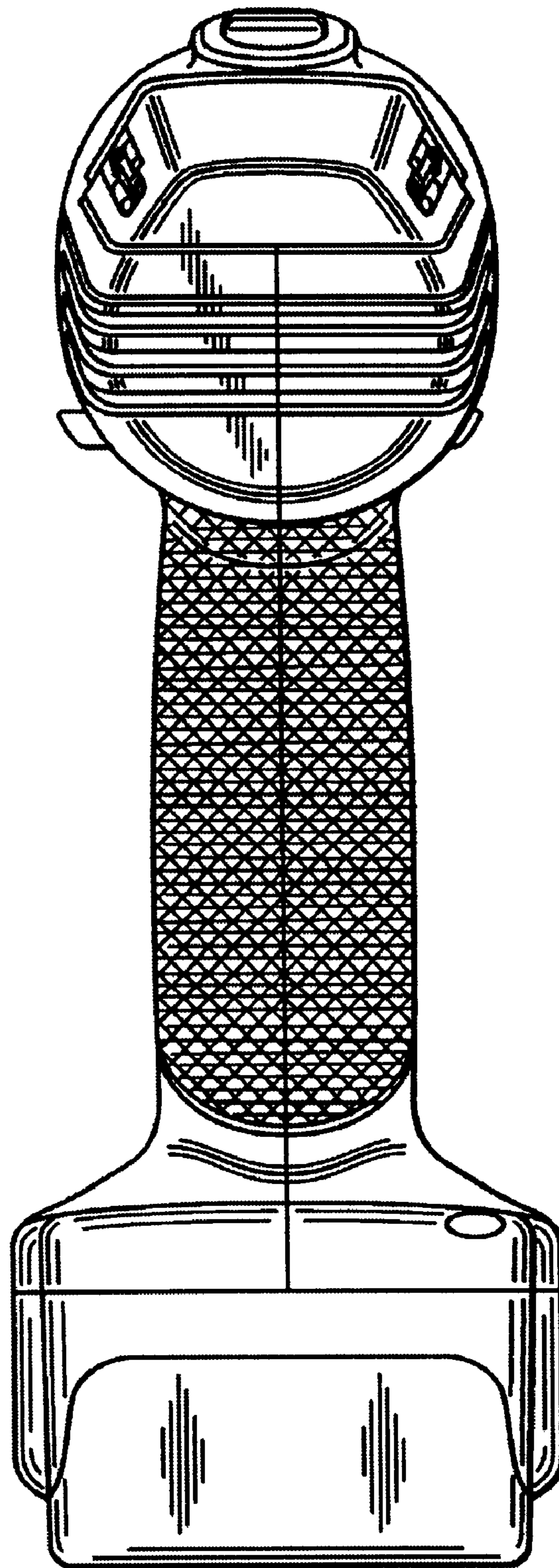


Fig. 2

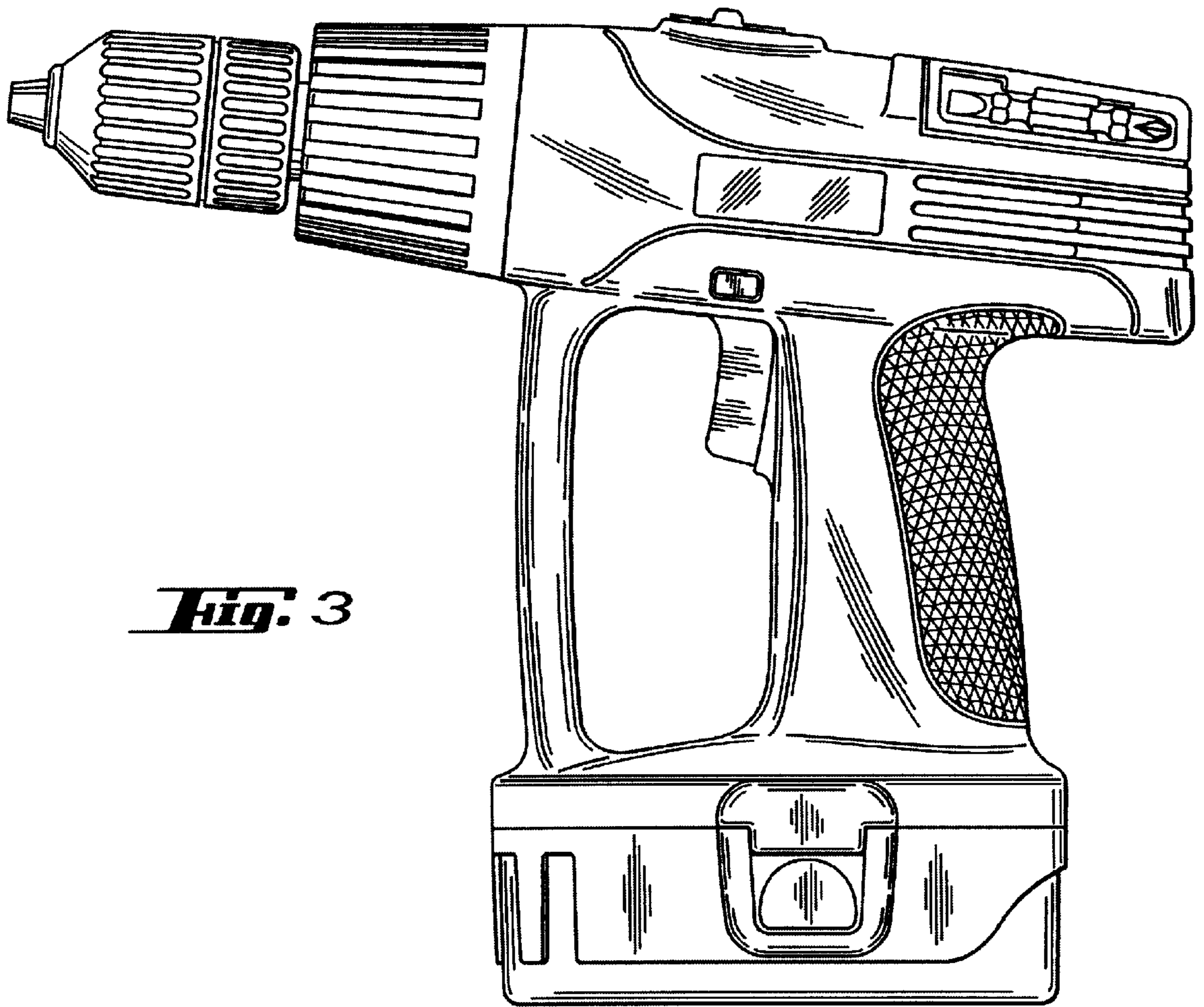


Fig. 3

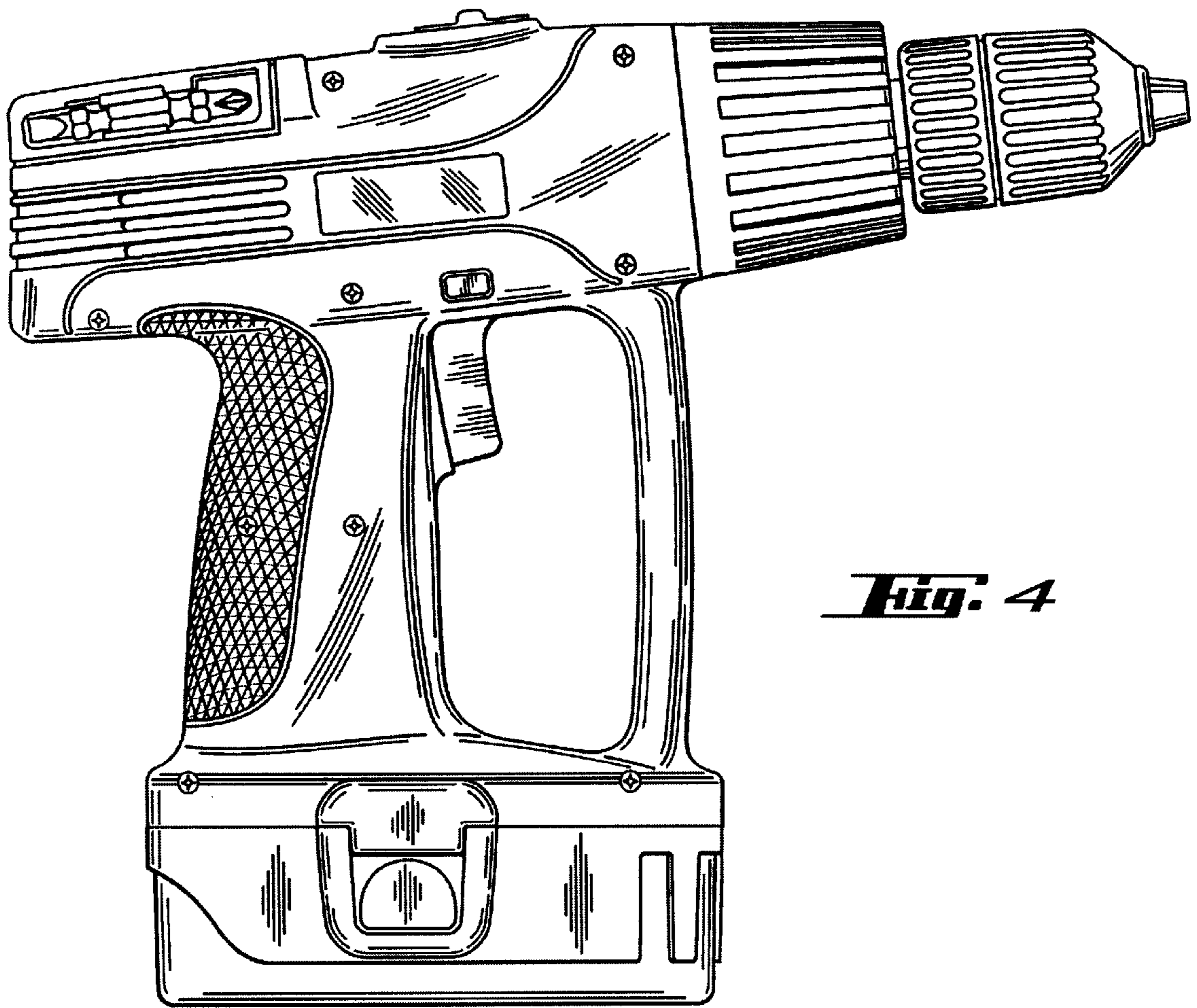


Fig. 4

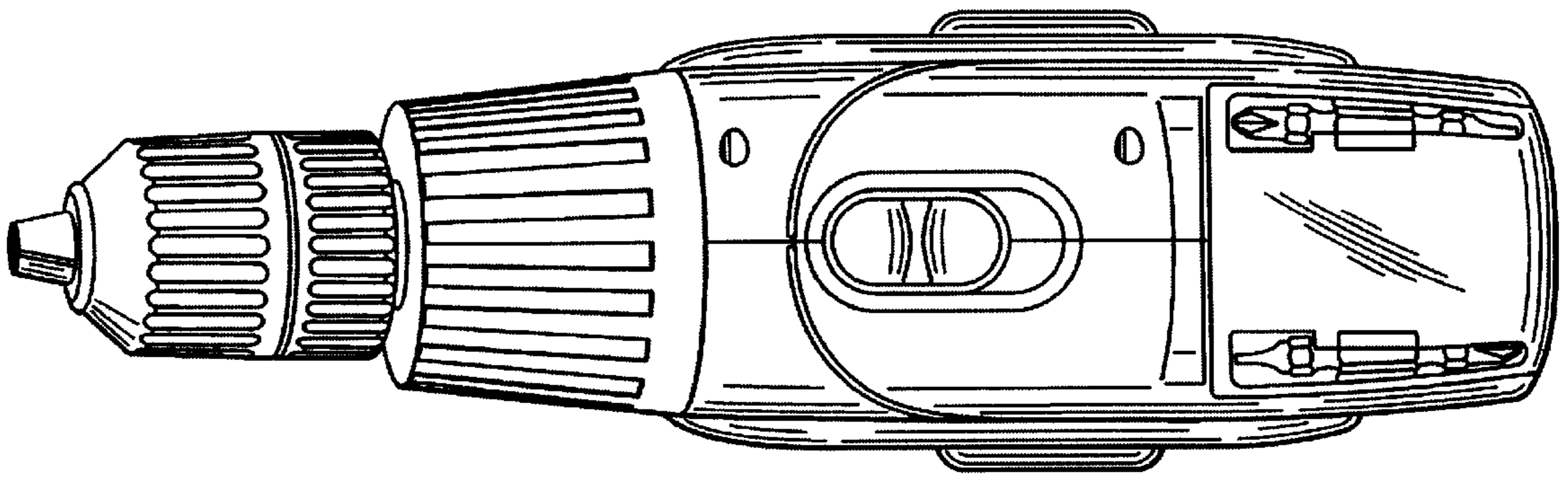


Fig. 5