



US00D485734S

(12) **United States Design Patent**  
**Junko**

(10) **Patent No.:** **US D485,734 S**

(45) **Date of Patent:** **\*\* Jan. 27, 2004**

(54) **SPOON**

(75) Inventor: **Theodore P. Junko**, Manlius, NY (US)

(73) Assignee: **Oneida Ltd.**, Oneida, NY (US)

(\*\*) Term: **14 Years**

(21) Appl. No.: **29/154,966**

(22) Filed: **Feb. 1, 2002**

(51) **LOC (7) Cl.** ..... **07-03**

(52) **U.S. Cl.** ..... **D7/653**

(58) **Field of Search** ..... D7/642, 645, 649,  
D7/650, 653, 662-664, 401.2; 30/147-150,  
322-327

(56) **References Cited**

**U.S. PATENT DOCUMENTS**

D145,144 S \* 7/1946 Price ..... D7/653  
D411,938 S \* 7/1999 Morrison ..... D7/401.2

**FOREIGN PATENT DOCUMENTS**

WO DM/055836 \* 4/2001

\* cited by examiner

*Primary Examiner*—Caron D. Veynar

(74) *Attorney, Agent, or Firm*—Wall Marjama & Bilinski LLP

(57) **CLAIM**

The ornamental design for a spoon, as shown and described.

**DESCRIPTION**

FIG. 1 is a top view of a spoon showing my new Design;

FIG. 2 is a left side elevational view thereof; the right side view being a mirror image thereof;

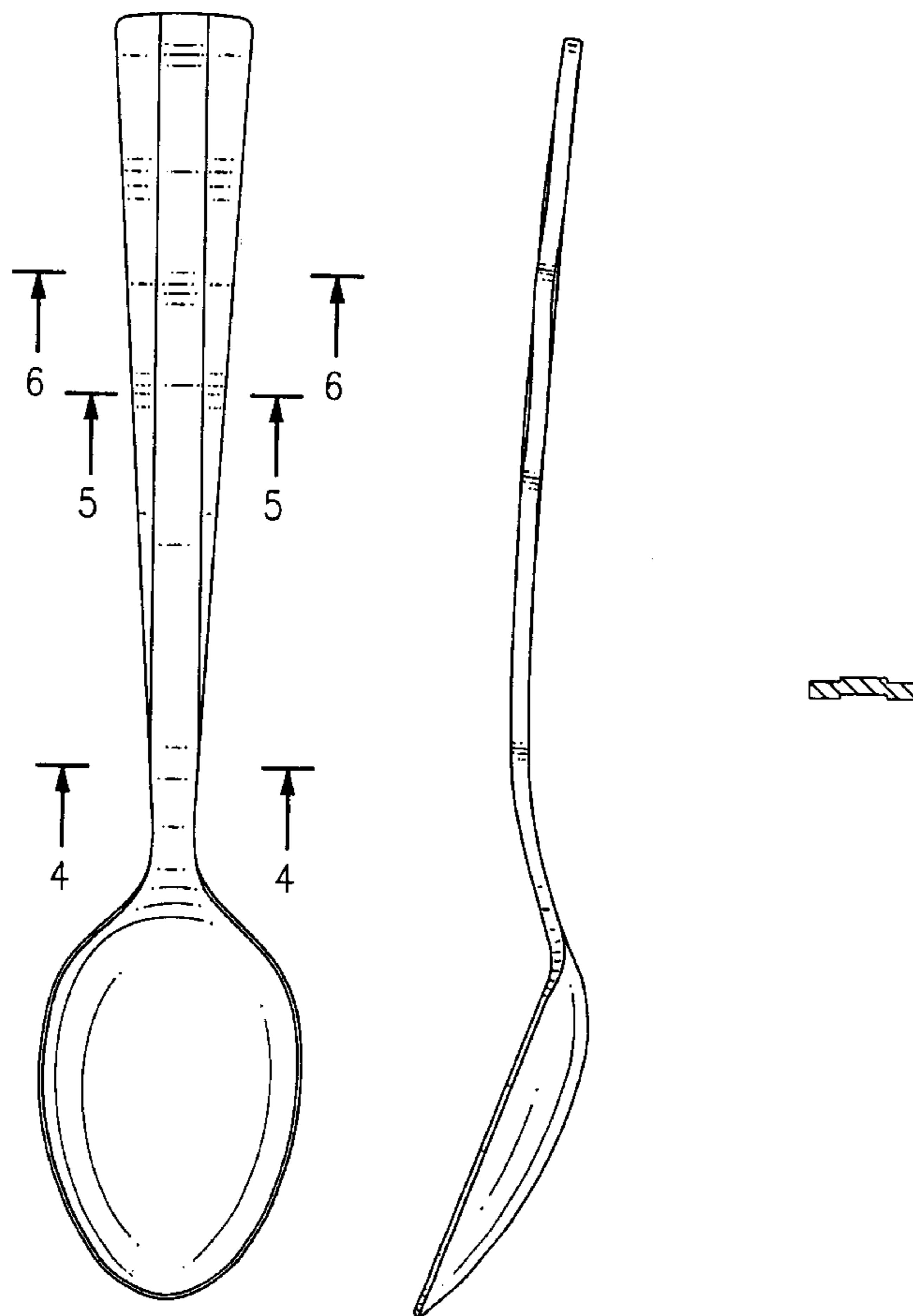
FIG. 3 is a bottom plan view thereof;

FIG. 4 is a cross-sectional view taken along line 4—4 of FIG. 1;

FIG. 5 is a cross-sectional view taken along line 5—5 of FIG. 1; and,

FIG. 6 is a cross-sectional view taken along line 6—6 of FIG. 1.

**1 Claim, 1 Drawing Sheet**



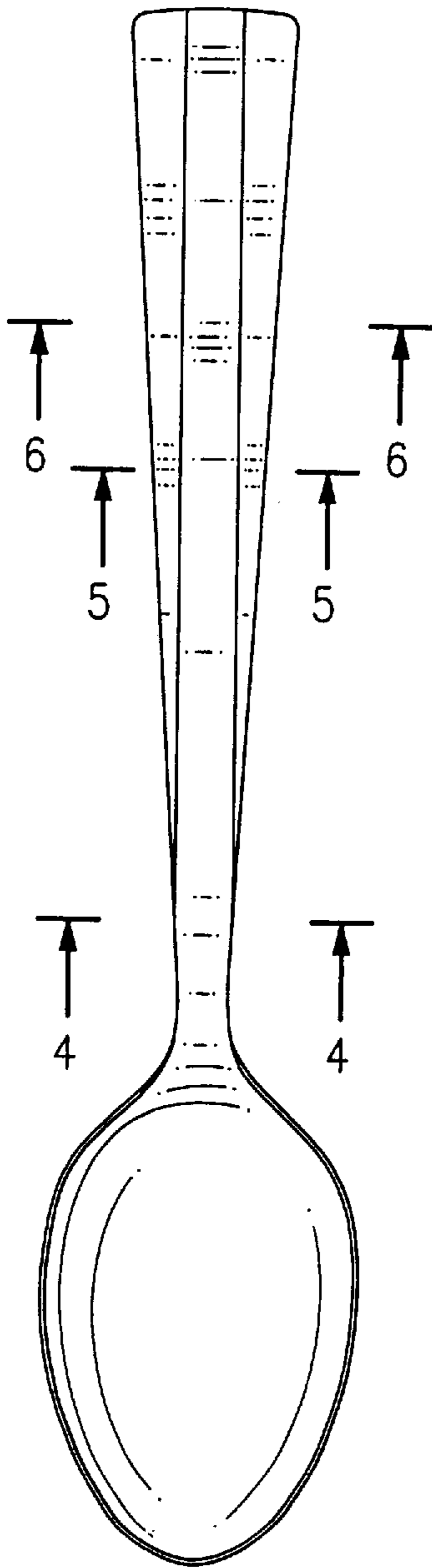


FIG. 1

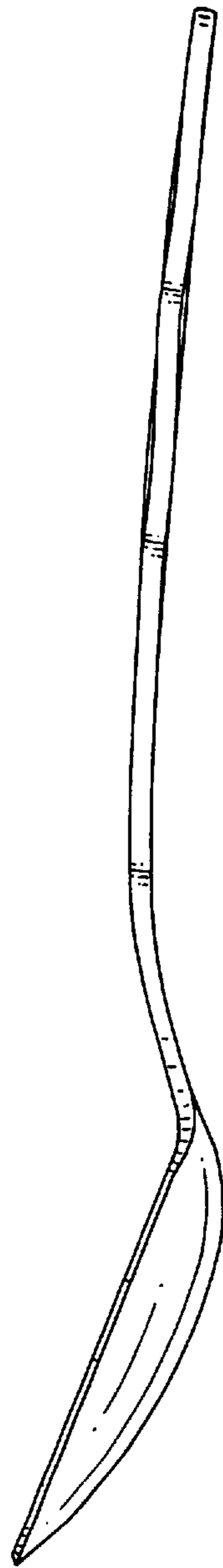


FIG. 2

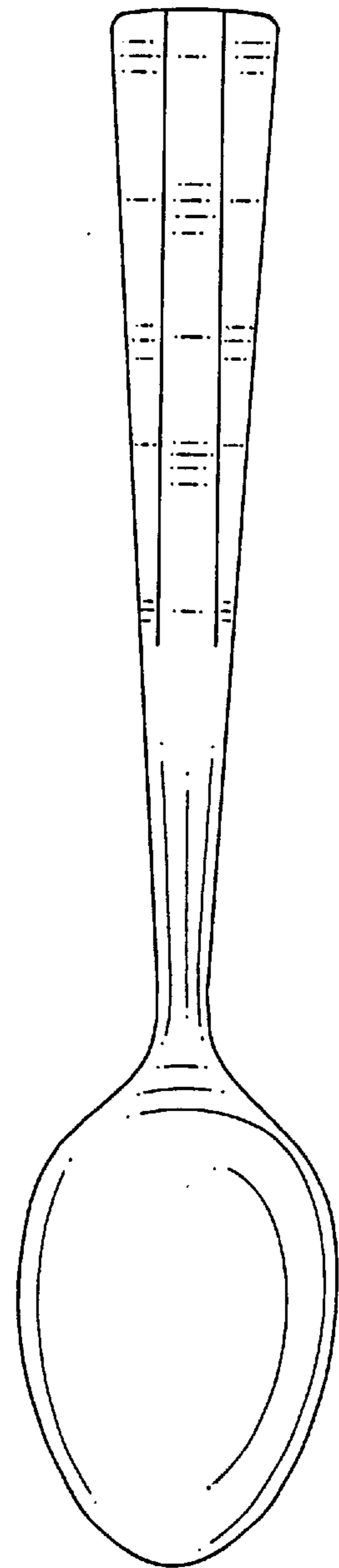


FIG. 3



FIG. 4



FIG. 5



FIG. 6