



US00D485733S

(12) **United States Design Patent**  
**Stuart**

(10) **Patent No.:** **US D485,733 S**

(45) **Date of Patent:** **\*\* Jan. 27, 2004**

(54) **INVERTED BOTTLE HOLDER**

(75) **Inventor:** **Deborah M. Stuart**, 8500 NW. 54 Ct.,  
Lauderhill, FL (US) 33351

(73) **Assignee:** **Deborah M. Stuart**, Lauderhill, FL  
(US)

(\*\*) **Term:** **14 Years**

(21) **Appl. No.:** **29/161,296**

(22) **Filed:** **May 28, 2002**

(51) **LOC (7) Cl.** ..... **07-01**

(52) **U.S. Cl.** ..... **D7/625**

(58) **Field of Search** ..... D7/619-625; D9/455;  
211/71.01; 248/146, 309.1, 311.2, 311.3;  
141/106, 364, 375

(56) **References Cited**

**U.S. PATENT DOCUMENTS**

D227,531 S \* 7/1973 Berger ..... D7/517

D284,806 S \* 7/1986 Dzierson et al. .... D7/620  
D295,709 S \* 5/1988 Evans et al. .... D7/620  
5,065,966 A \* 11/1991 Hartke ..... 248/146  
D329,175 S \* 9/1992 Harber ..... D7/620  
5,664,753 A \* 9/1997 Takei ..... 248/311.3

\* cited by examiner

*Primary Examiner*—Terry A. Wallace

(57) **CLAIM**

The ornamental design for an inverted bottle holder, as shown and described.

**DESCRIPTION**

FIG. 1 is a front plan view of a combined plastic cylinder and white plastic glove showing my new design  
FIG. 2 is a back elevational view thereof;  
FIG. 3 is a left elevational view thereof;  
FIG. 4 is a right elevational view thereof;  
FIG. 5 is a top plan view thereof; and,  
FIG. 6 is a bottom plan view thereof.

**1 Claim, 2 Drawing Sheets**






Figure 1




Figure 2



Figure 3

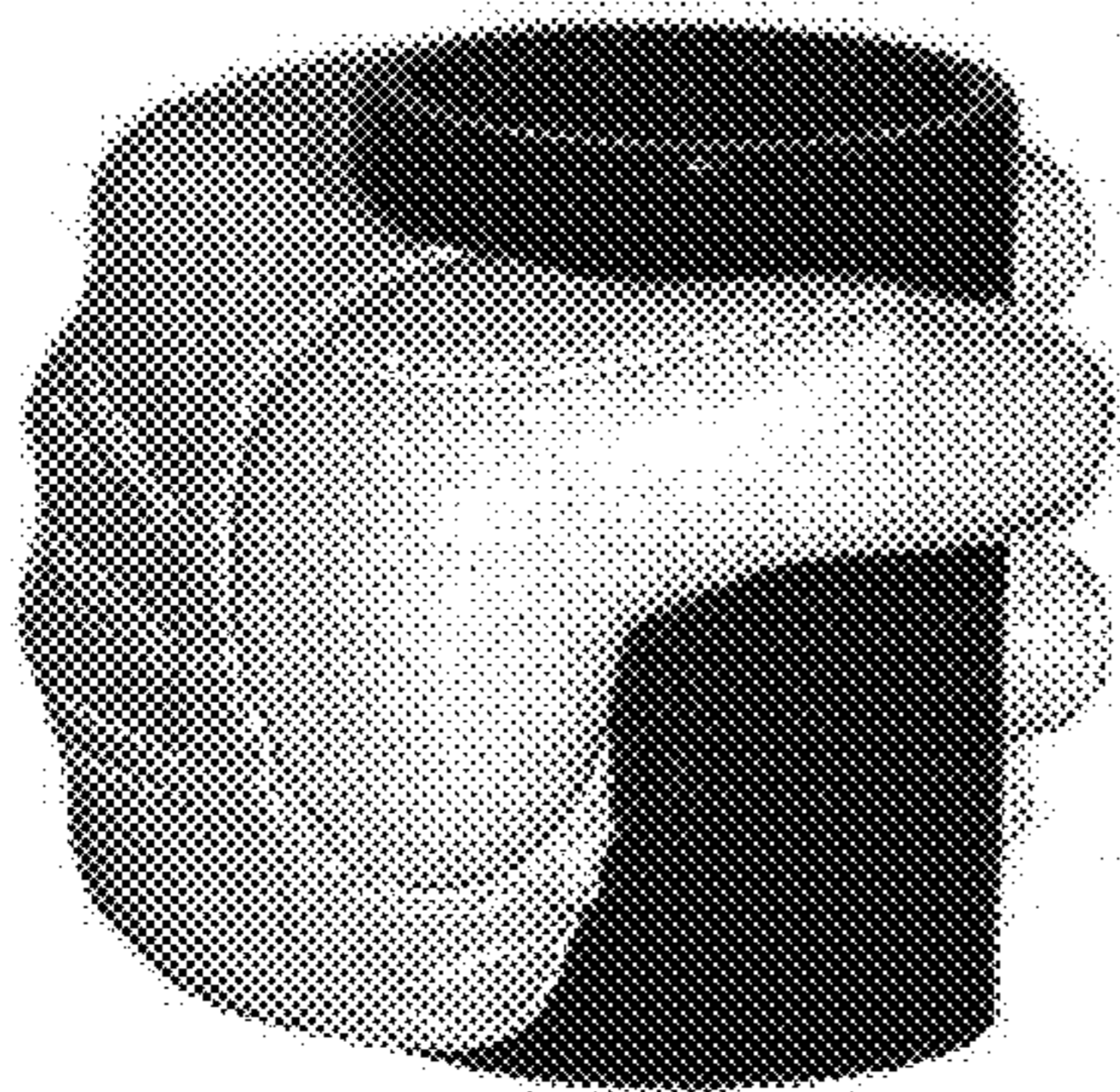


Figure 4

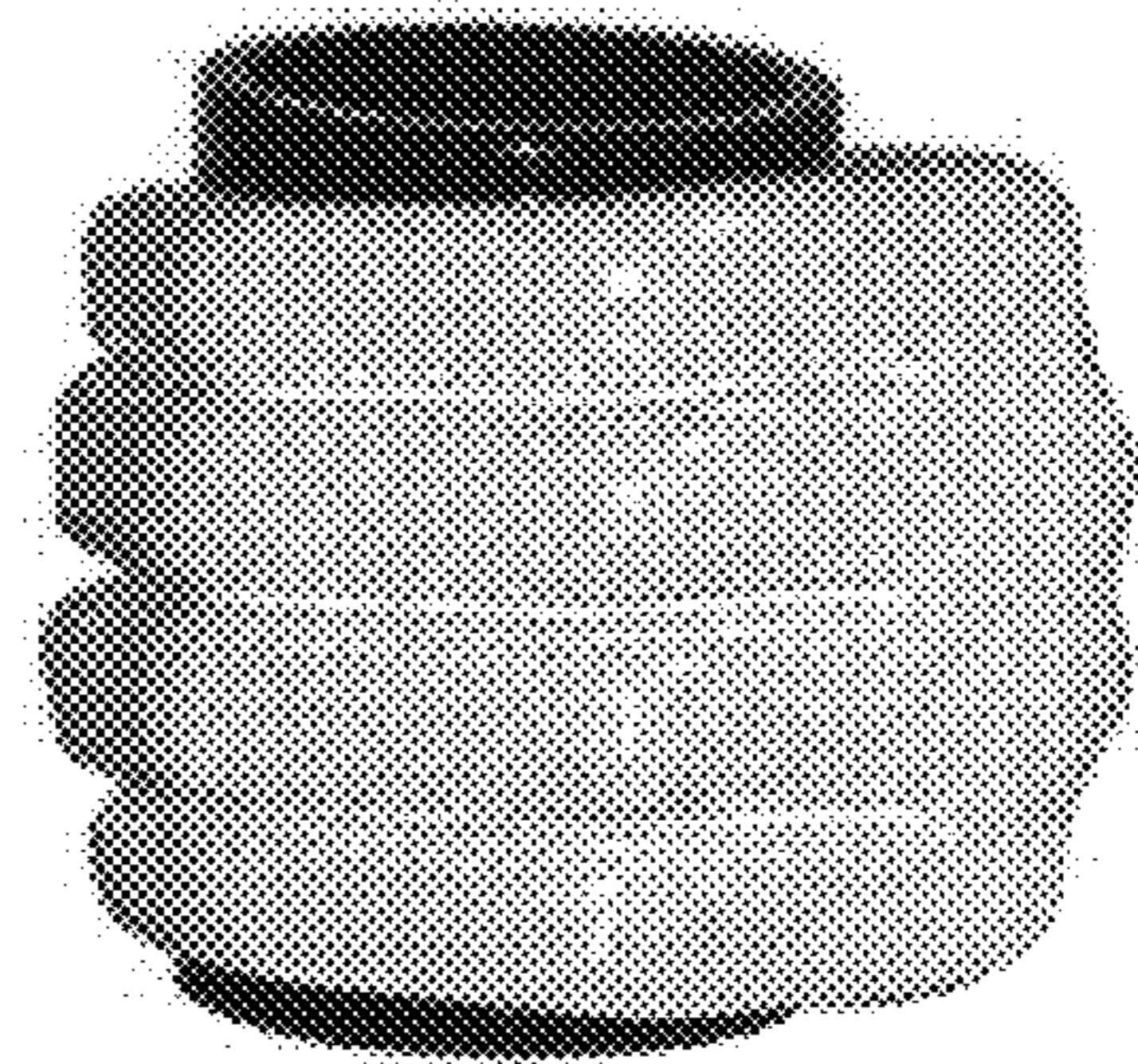




Figure 5



Figure 6

