



US00D485727S

(12) **United States Design Patent**  
**Heilstedt et al.**

(10) **Patent No.:** **US D485,727 S**

(45) **Date of Patent:** **\*\* Jan. 27, 2004**

(54) **DRINKING FOUNTAIN**

(75) Inventors: **John Heilstedt**, Valparaiso, IN (US);  
**Steve Sorensen**, Deerfield, IL (US);  
**Jon W. Hauser, II**, Geneva, IL (US)

(73) Assignee: **Elkay Manufacturing Company**, Oak Brook, IL (US)

(\*\*) Term: **14 Years**

(21) Appl. No.: **29/182,978**

(22) Filed: **Jun. 4, 2003**

**Related U.S. Application Data**

(62) Division of application No. 29/168,840, filed on Oct. 9, 2002, now Pat. No. Des. 478,241.

(51) **LOC (7) Cl.** ..... **07-01**

(52) **U.S. Cl.** ..... **D7/304; D7/300**

(58) **Field of Search** ..... **D7/304, 300; 239/29, 239/28, 32, 33; D23/201, 284, 213**

(56) **References Cited**

**U.S. PATENT DOCUMENTS**

580,175 A	*	4/1897	Hyde	.....	239/29
D43,010 S	*	9/1912	Nahuis	.....	D7/304
1,283,008 A		10/1918	Wright	.....	239/29
D54,342 S	*	12/1919	Webster	.....	D7/304
1,734,606 A		11/1929	Sterne	.....	239/28
2,578,047 A		12/1951	Corey	.....	239/28

D199,556 S	*	11/1964	George	.....	D23/201
3,568,928 A		3/1971	Wright		
D239,284 S	*	3/1976	Haws	.....	239/28
4,520,960 A	*	6/1985	Cushman et al.	.....	239/29
4,783,002 A		11/1988	Raymer et al.		
D343,330 S	*	1/1994	Windenburg et al.	.....	D7/304
D414,370 S	*	9/1999	Shy	.....	D7/304

**OTHER PUBLICATIONS**

Round Countertop Fountain, Halsey Taylor Catalog (Apr. 29, 1977).

\* cited by examiner

*Primary Examiner*—M. N. Pandozzi

(74) *Attorney, Agent, or Firm*—Leydig, Voit & Mayer, Ltd.

(57) **CLAIM**

We claim the ornamental design of a drinking fountain, as shown and described.

**DESCRIPTION**

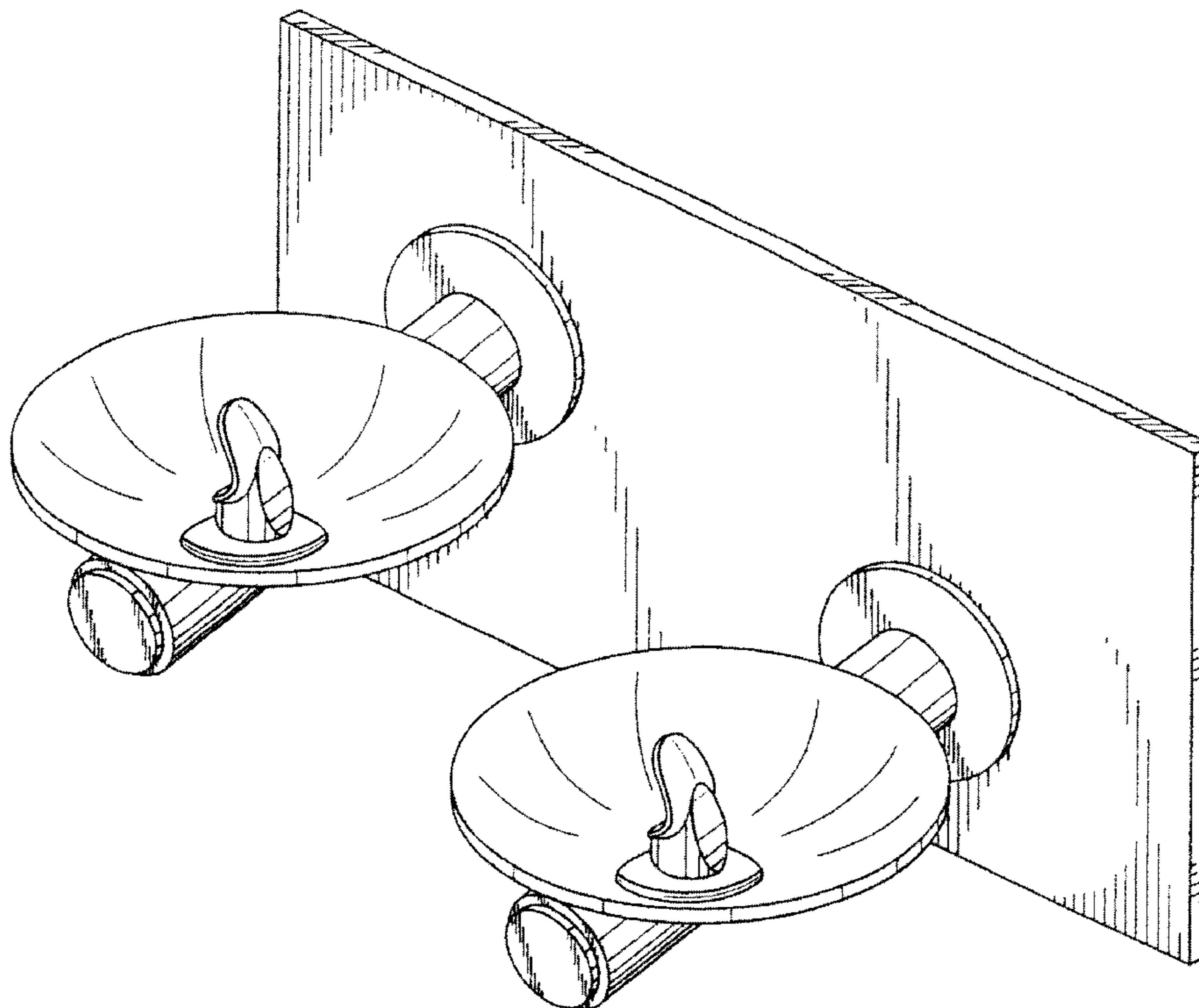
FIG. 1 is a perspective view of an embodiment of a drinking fountain embodying the claimed ornamental design;

FIG. 2 is a front elevational view of the embodiment shown in FIG. 1;

FIG. 3 is a perspective view of another embodiment of a drinking fountain embodying the claimed ornamental design; and,

FIG. 4 is front elevational view of the embodiment shown in FIG. 3.

**1 Claim, 3 Drawing Sheets**



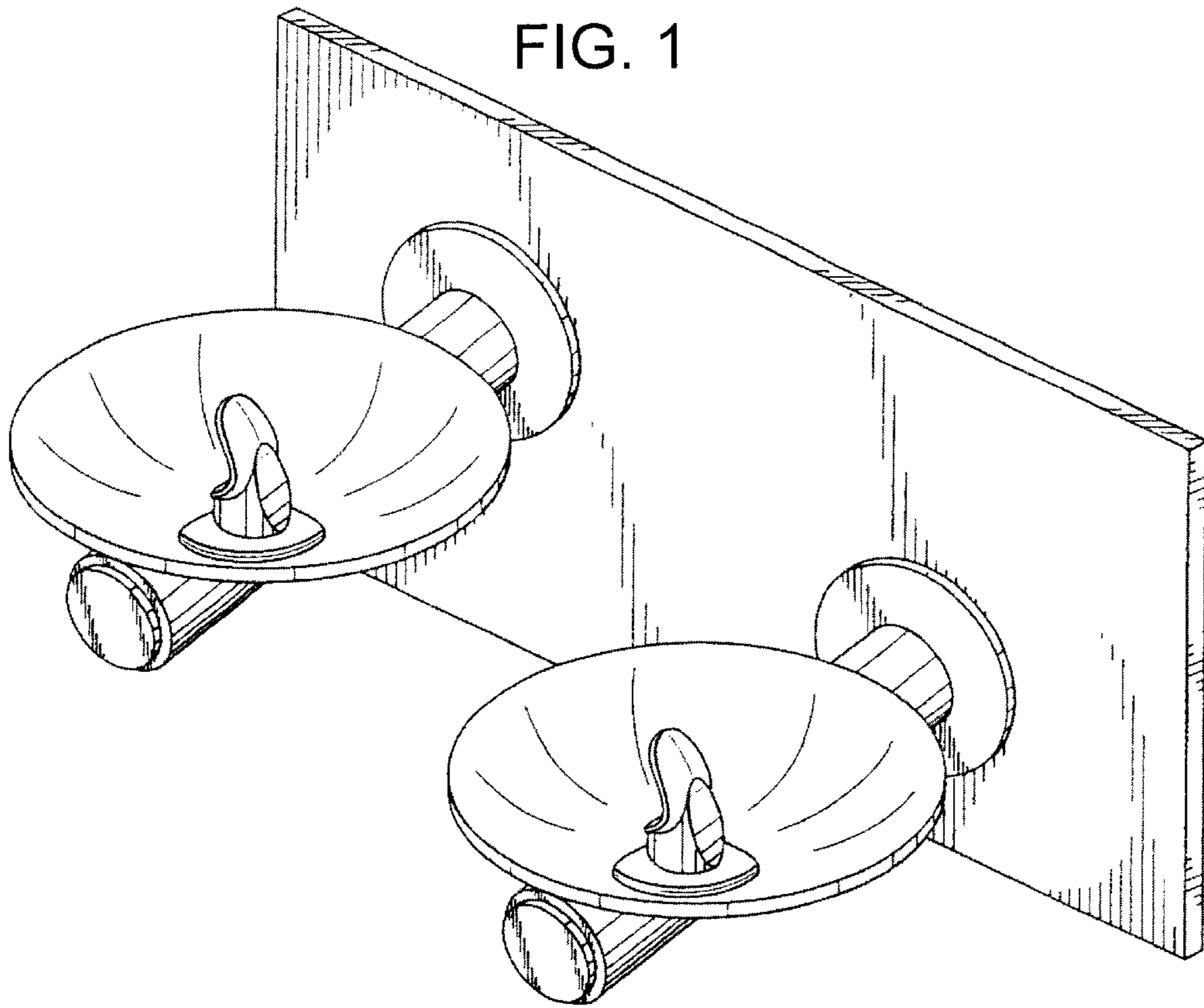


FIG. 2

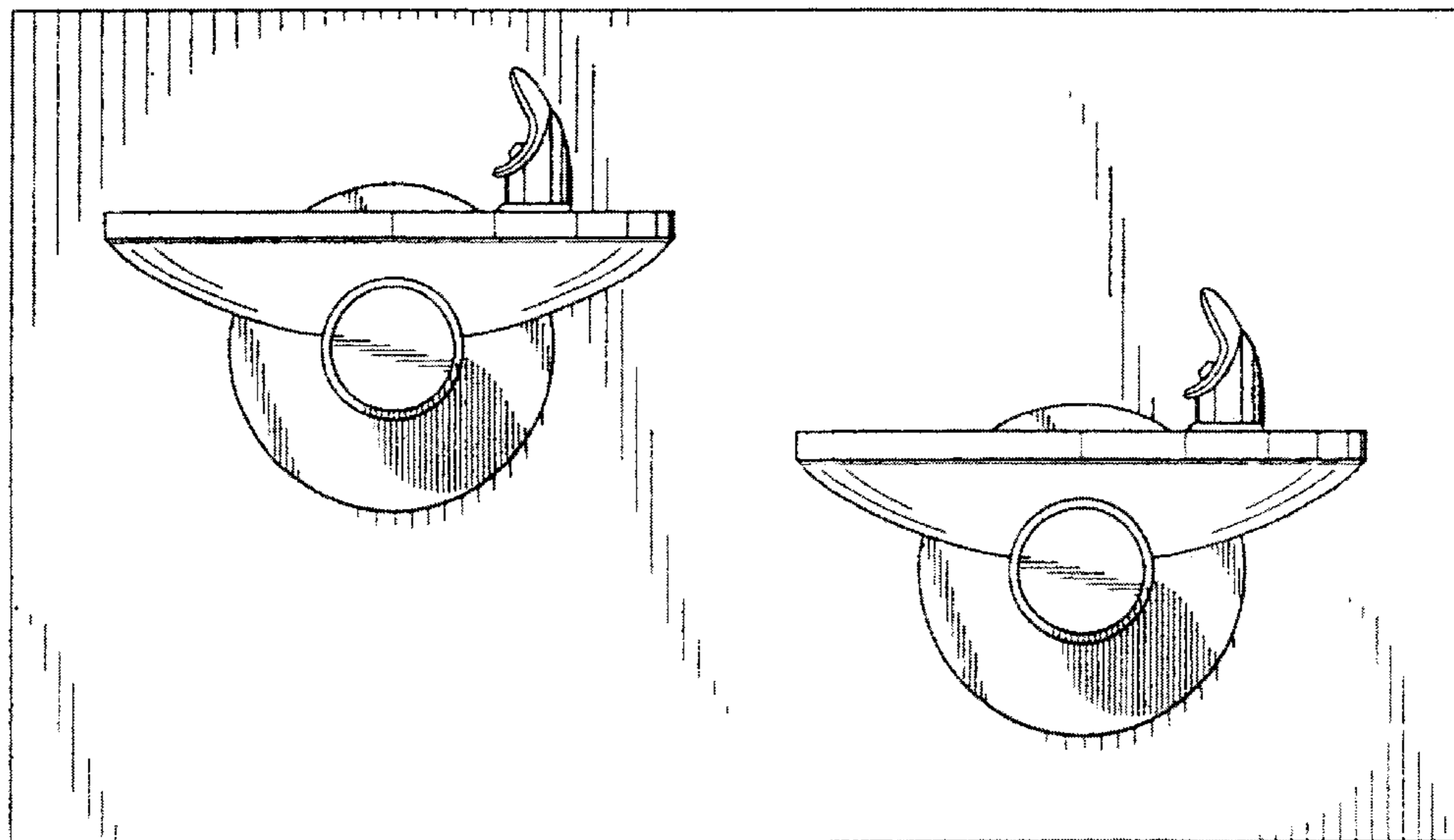


FIG. 3

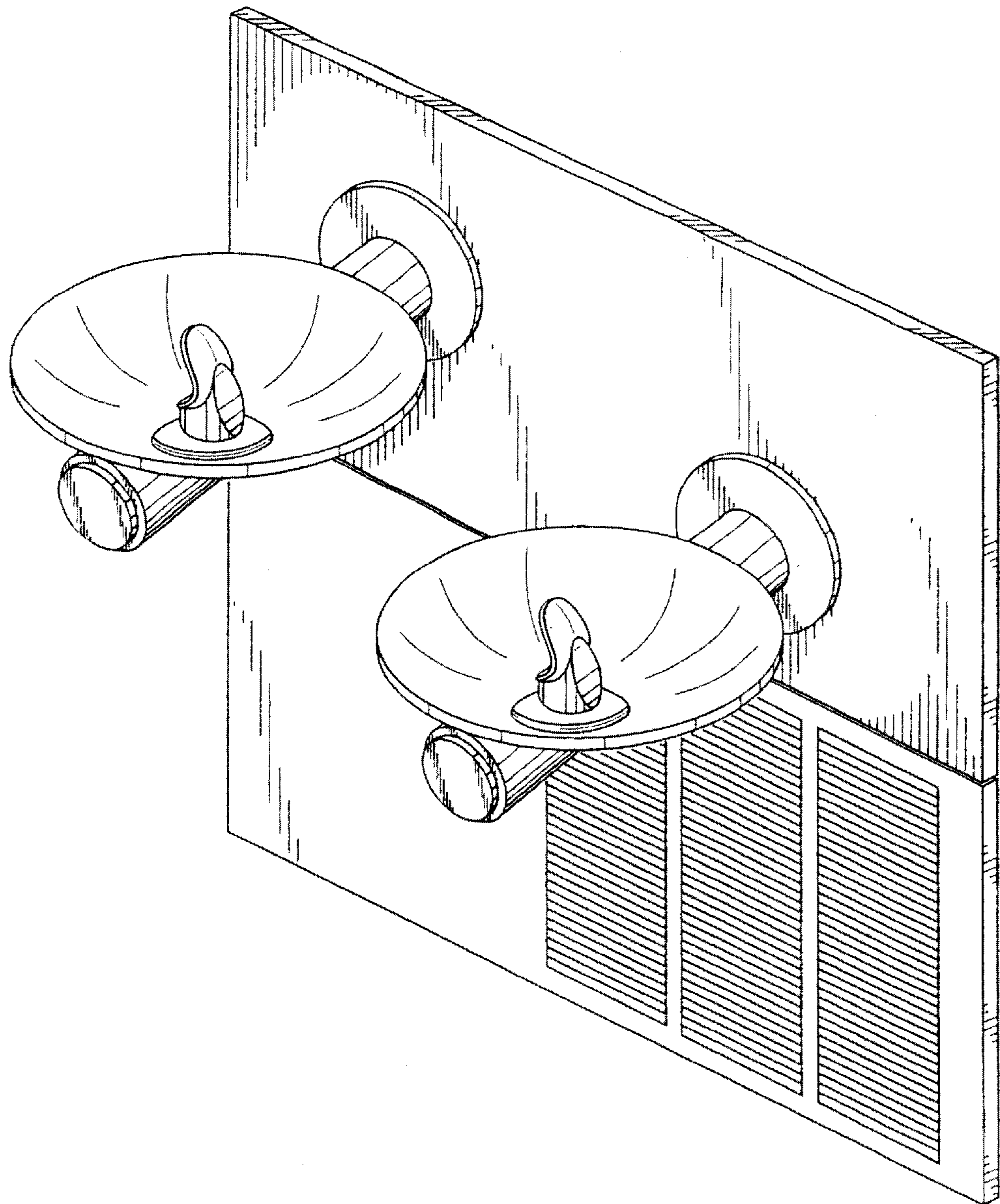


FIG. 4

