



US00D485714S

(12) **United States Design Patent**  
**Boron et al.**

(10) **Patent No.:** **US D485,714 S**

(45) **Date of Patent:** **\*\* Jan. 27, 2004**

(54) **PRODUCT MERCHANDISING SHELF**

(75) Inventors: **Andrew J. Boron**, Belleville, IL (US);  
**Jonathan M. Wood**, Monroe, GA (US)

(73) Assignee: **Paul Flum Ideas, Inc.**, St. Louis, MO  
(US)

(\*\*) Term: **14 Years**

(21) Appl. No.: **29/174,186**

(22) Filed: **Jan. 13, 2003**

(51) **LOC (7) Cl.** ..... **06-06**

(52) **U.S. Cl.** ..... **D6/511**

(58) **Field of Search** ..... D6/408, 467, 468,  
D6/469, 473, 474, 475, 476, 477-479, 511;  
D9/341, 344, 345, 348; 108/59, 91, 93,  
147.12, 147.13, 106; 211/85.4, 49.1, 74,  
183, 187, 188, 203; 206/562-564; 220/513-516

(56) **References Cited**

**U.S. PATENT DOCUMENTS**

D246,408 S	*	11/1977	Snediker et al.	.....	D6/408
D284,049 S	*	6/1986	Nathan et al.	.....	D6/408
D288,156 S	*	2/1987	Nuncio	.....	D6/468
4,690,287 A	*	9/1987	Fershko et al.	.....	211/49.1
4,735,321 A	*	4/1988	Day	.....	211/74 X
4,801,024 A	*	1/1989	Flum et al.	.....	211/74 X
4,930,643 A		6/1990	Flum		
5,048,305 A		9/1991	Taub		
D323,262 S		1/1992	Flum		
D326,800 S		6/1992	Flum		
D326,801 S		6/1992	Flum		
5,433,085 A		7/1995	Rogers		
D368,396 S		4/1996	Bidwell		
D374,359 S	*	10/1996	Liu	.....	D6/479

D389,343 S	*	1/1998	Merwe et al.	.....	D6/474
D402,829 S	*	12/1998	Jay	.....	D6/479
D406,712 S		3/1999	Bidwell		
D407,928 S		4/1999	Bidwell		
5,910,162 A		6/1999	Harbour et al.		
D412,078 S		7/1999	Bidwell		
D413,217 S		8/1999	Bidwell et al.		
D413,745 S		9/1999	Bidwell et al.		

\* cited by examiner

*Primary Examiner*—Cathron C. Brooks

(74) *Attorney, Agent, or Firm*—Blackwell Sanders Peper  
Martin, LLP

(57) **CLAIM**

The ornamental design for a product merchandising shelf, as shown and described.

**DESCRIPTION**

FIG. 1 is a perspective view of a product merchandising shelf showing my new design.

FIG. 2 is a front elevational view thereof, the rear elevational view being a mirror image thereof.

FIG. 3 is a left side elevational view thereof.

FIG. 4 is a right side elevational view thereof.

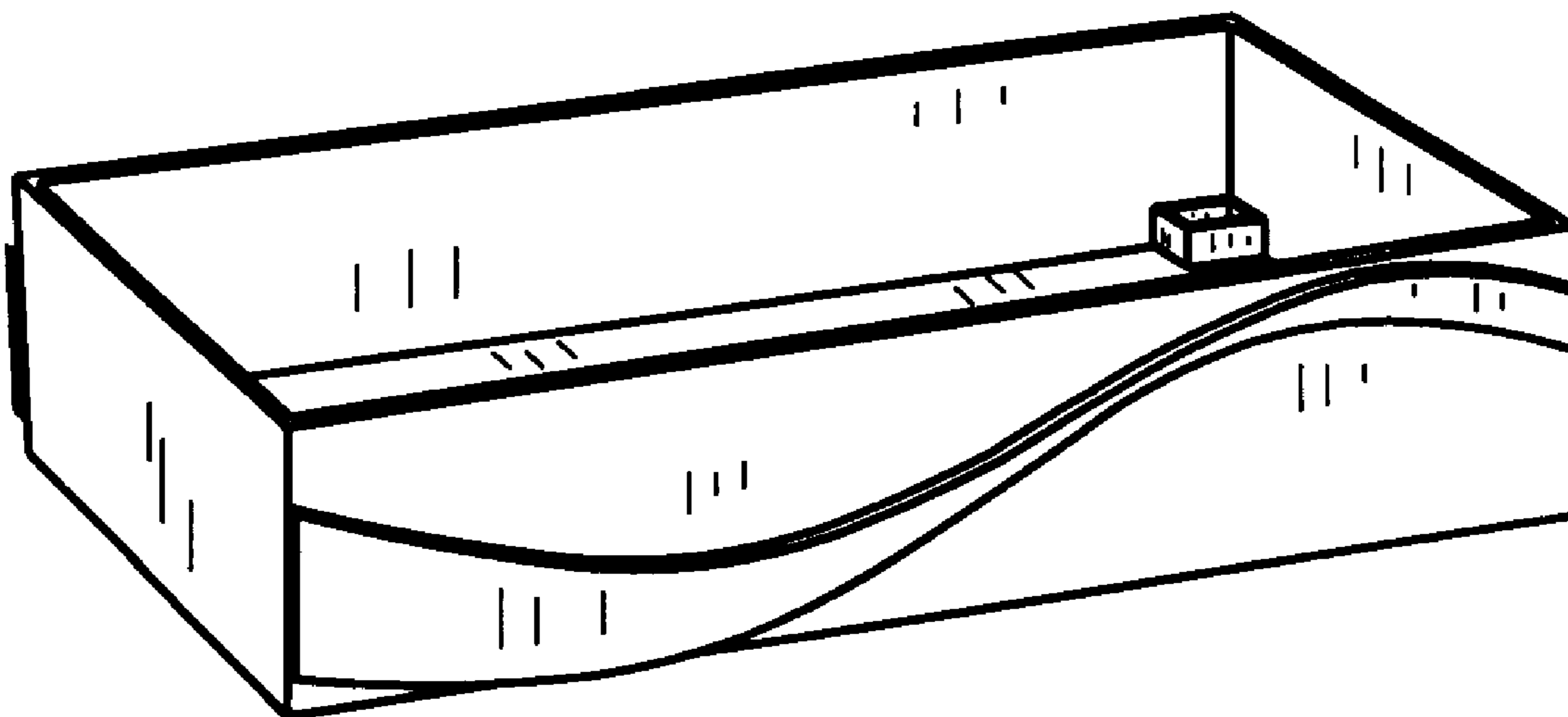
FIG. 5 is a top plan view thereof.

FIG. 6 is a bottom plan view thereof; and,

FIG. 7 is a front elevational view thereof, shown with a plurality of the product merchandising shelves assembled in a vertical array, the rear elevational view being a mirror image thereof.

The broken lines showing product containers and an entire merchandising assembly are for illustrative purposes only and form no part of the claimed design.

**1 Claim, 2 Drawing Sheets**



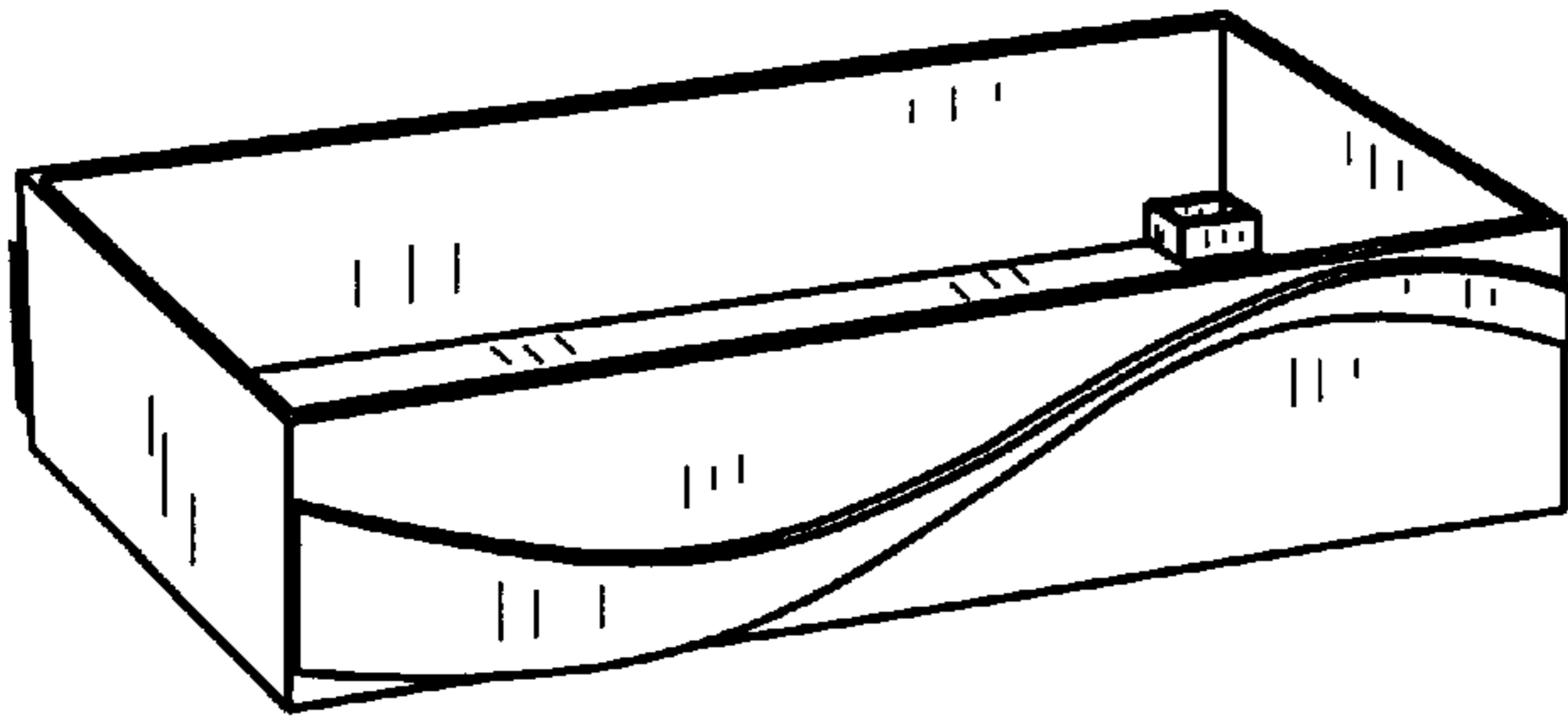


FIG. 1




FIG. 2

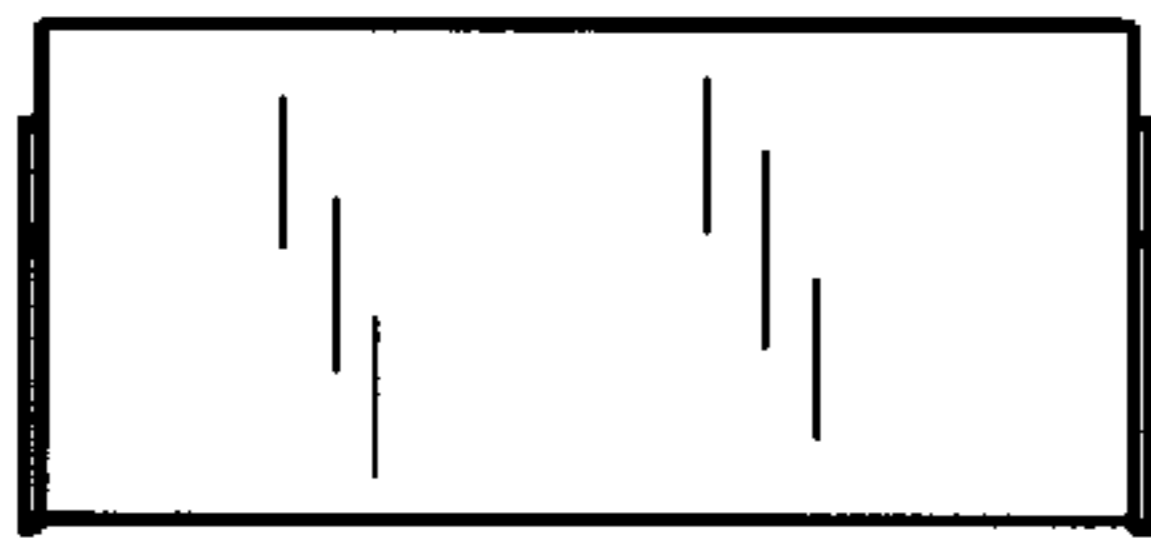


FIG. 3

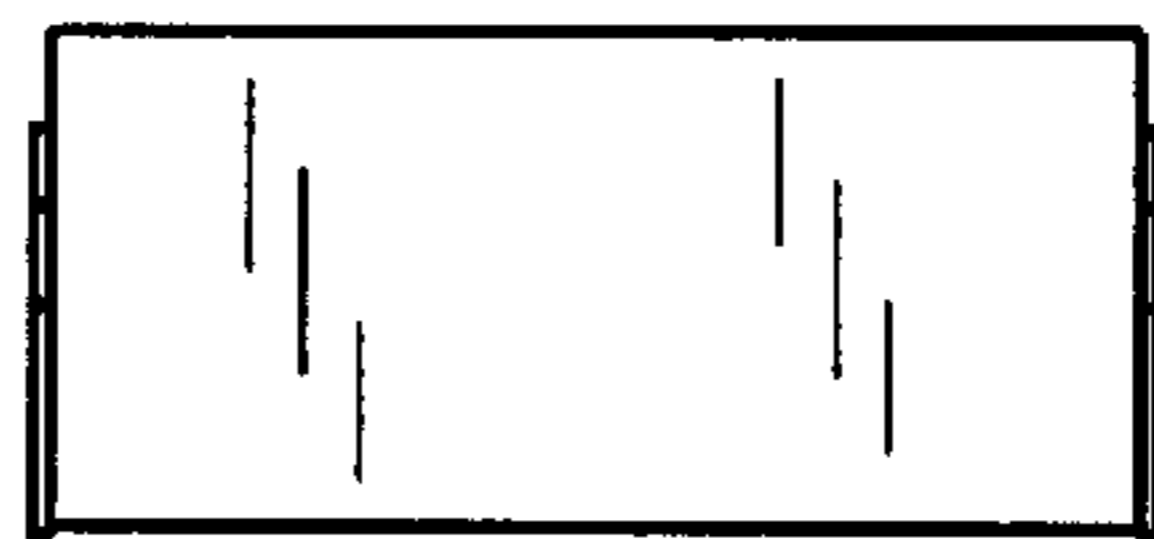


FIG. 4



FIG. 5

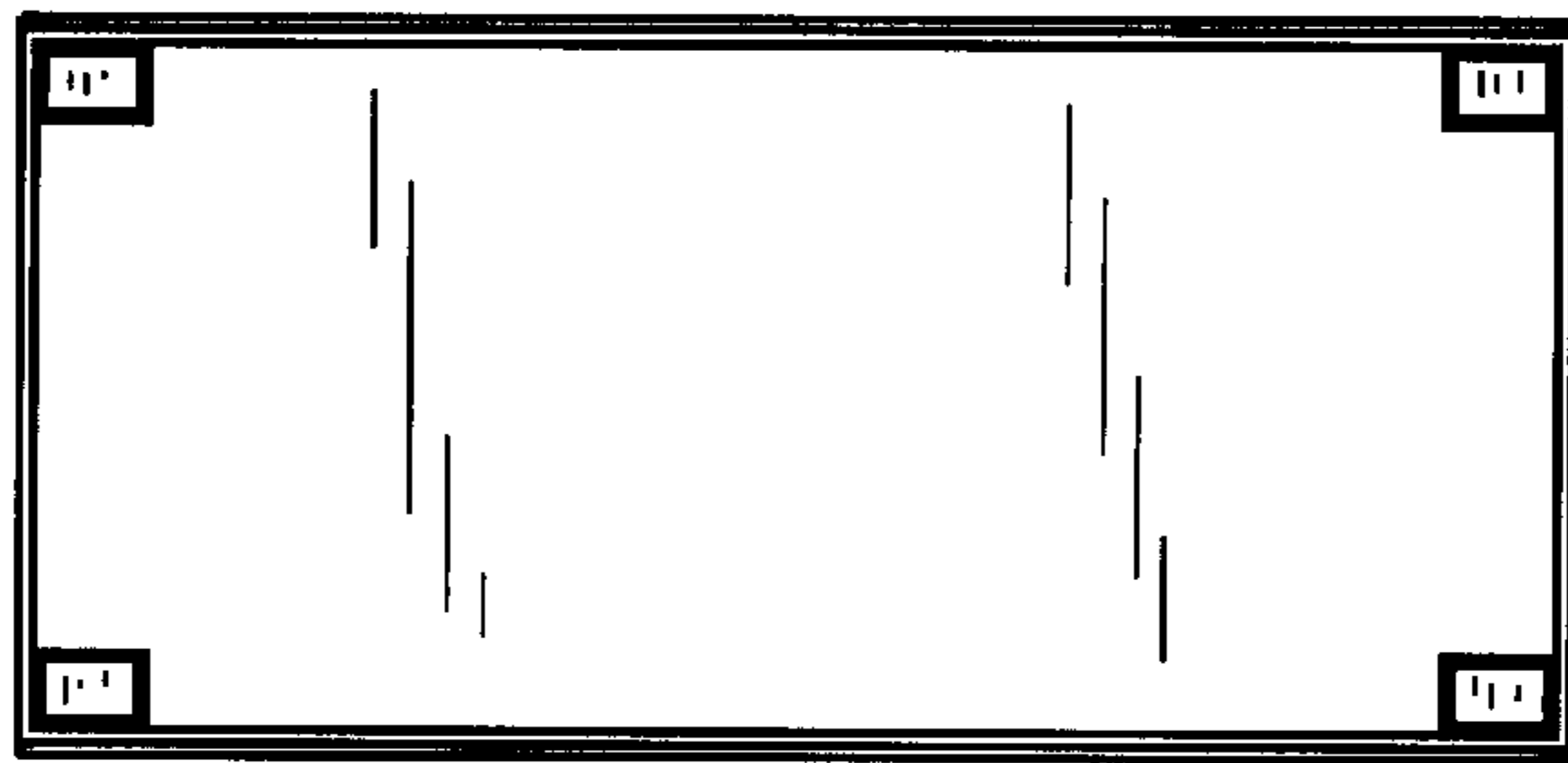


FIG. 6

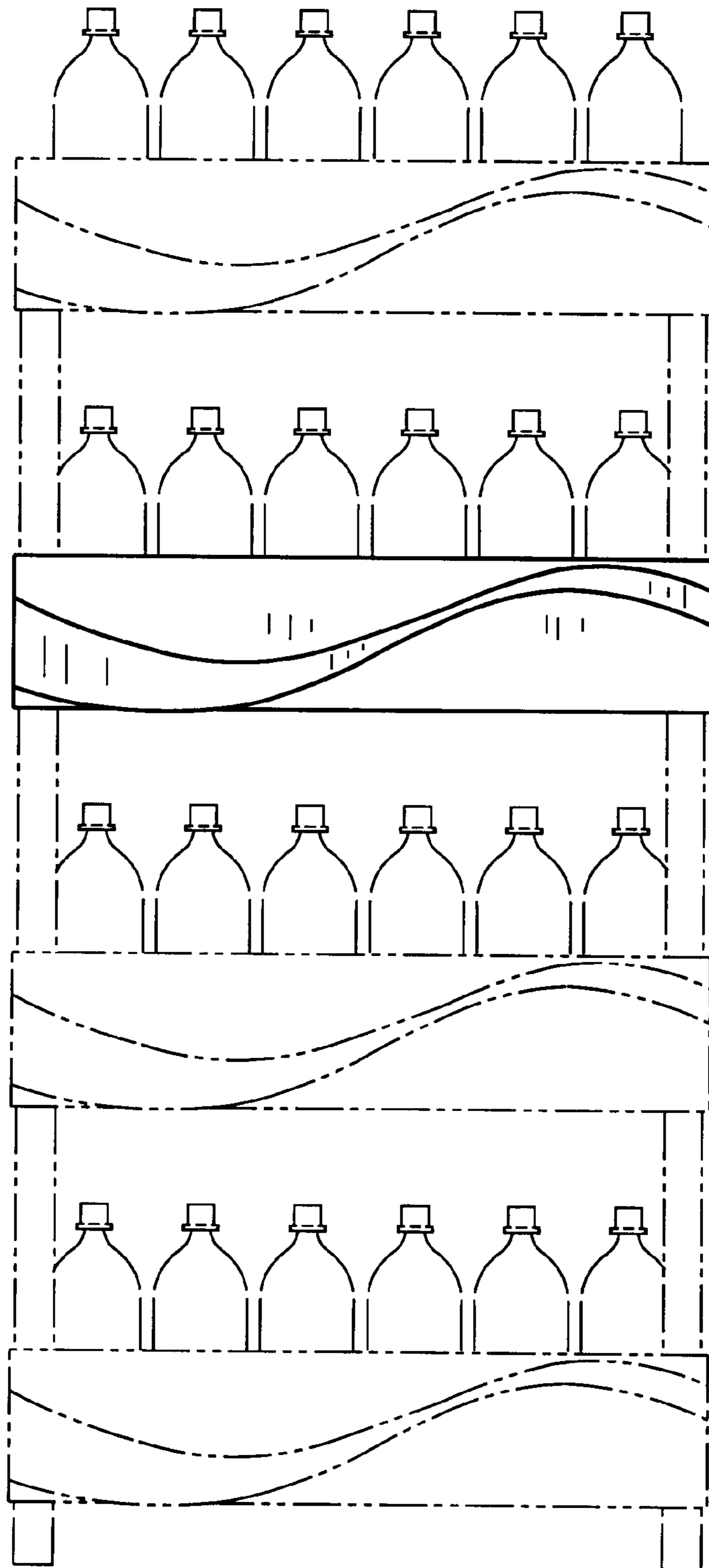


FIG. 7