



US00D485709S

(12) **United States Design Patent**  
**de Blois**

(10) **Patent No.:** **US D485,709 S**

(45) **Date of Patent:** **\*\* Jan. 27, 2004**

(54) **FURNITURE**

D473,404 S \* 4/2003 de Blois ..... D6/480

(75) Inventor: **Martin de Blois**, Chicago, IL (US)

\* cited by examiner

(73) Assignee: **Baronet, Inc.** (CA)

*Primary Examiner*—Cathron C. Brooks

(\*\*) Term: **14 Years**

(74) *Attorney, Agent, or Firm*—SAIDMAN Design Law Group

(21) Appl. No.: **29/179,906**

(57) **CLAIM**

(22) Filed: **Apr. 16, 2003**

The ornamental design for furniture, as shown and described.

**Related U.S. Application Data**

**DESCRIPTION**

(62) Division of application No. 29/155,684, filed on Feb. 14, 2002, now Pat. No. Des. 473,401.

FIG. 1 is a front view of a first embodiment showing my new design;

(51) **LOC (7) Cl.** ..... **06-04**

FIG. 2 is a left side view thereof, the right side view being identical;

(52) **U.S. Cl.** ..... **D6/478**

(58) **Field of Search** ..... D6/436, 438, 439, D6/477, 478, 479; 108/59, 91, 92; 211/13.1, 85.3, 134, 182

FIG. 3 is a front view of a second embodiment showing my new design; and,

FIG. 4 is a left side view thereof, the right side view being identical.

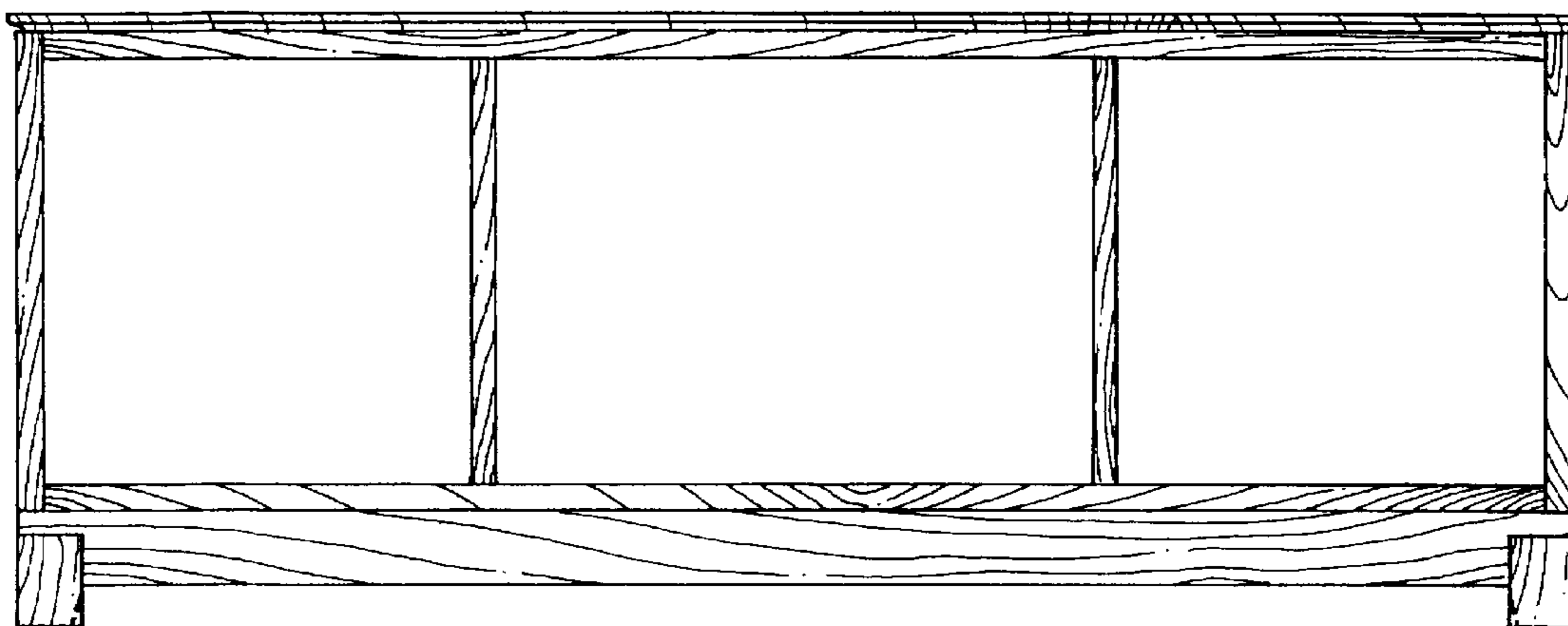
(56) **References Cited**

The broken lines in the drawings, which show beveled surfaces on some of the corners of the feet, are for illustrative purposes only and form no part of the claimed design.

**U.S. PATENT DOCUMENTS**

D452,624 S \* 1/2002 de Blois ..... D6/477  
D473,401 S \* 4/2003 de Blois ..... D6/446

**1 Claim, 2 Drawing Sheets**



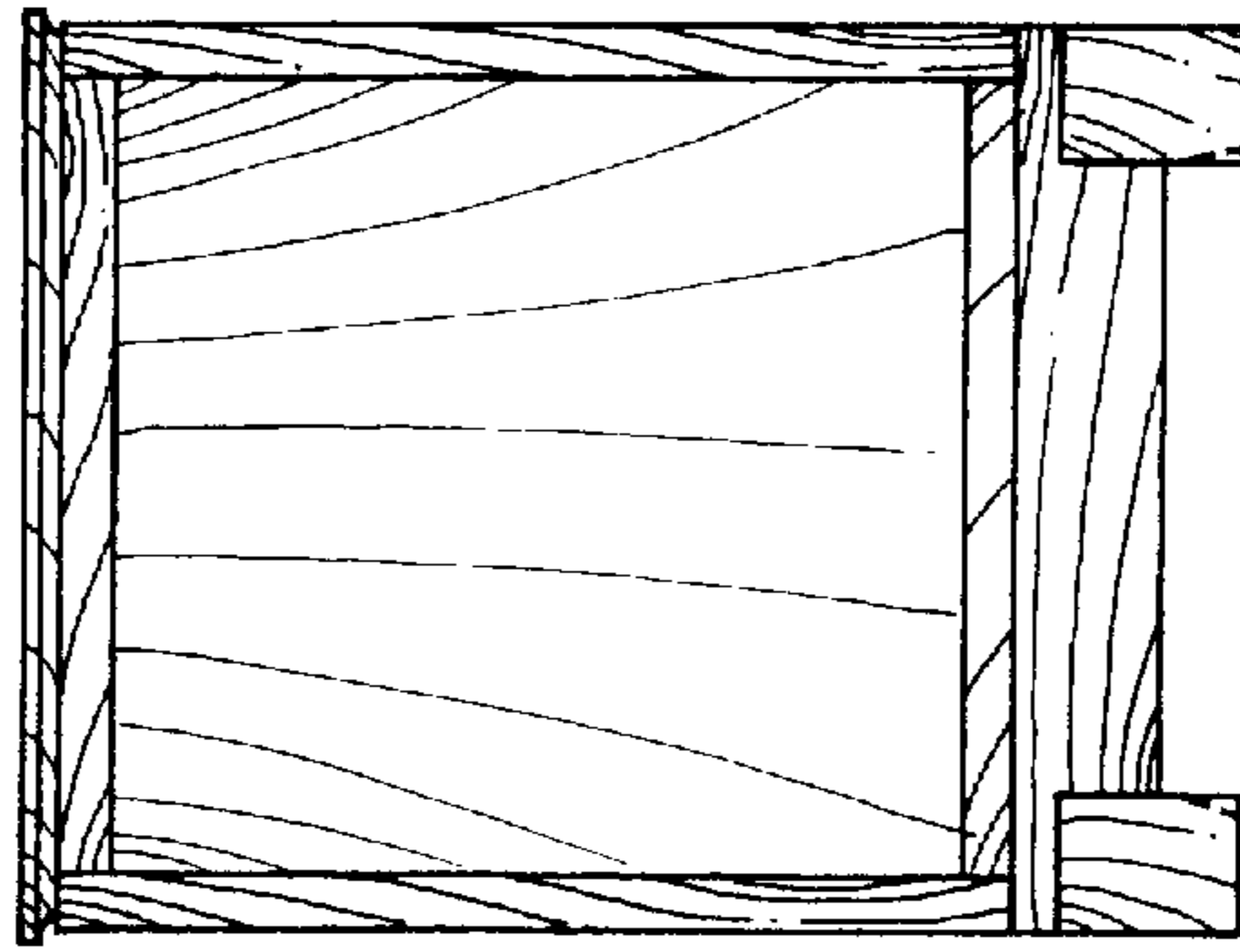


FIG. 2




FIG. 1

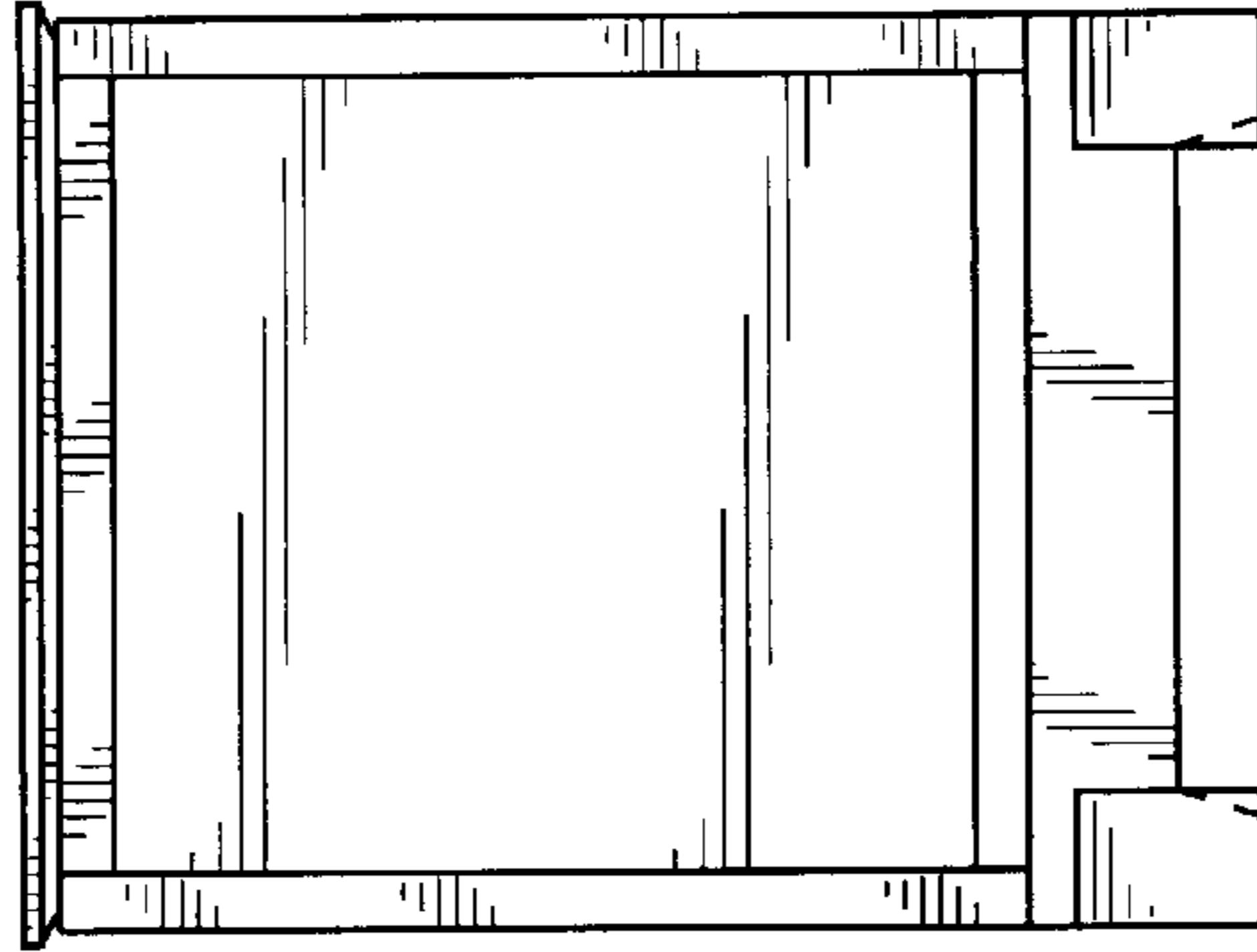


FIG. 4

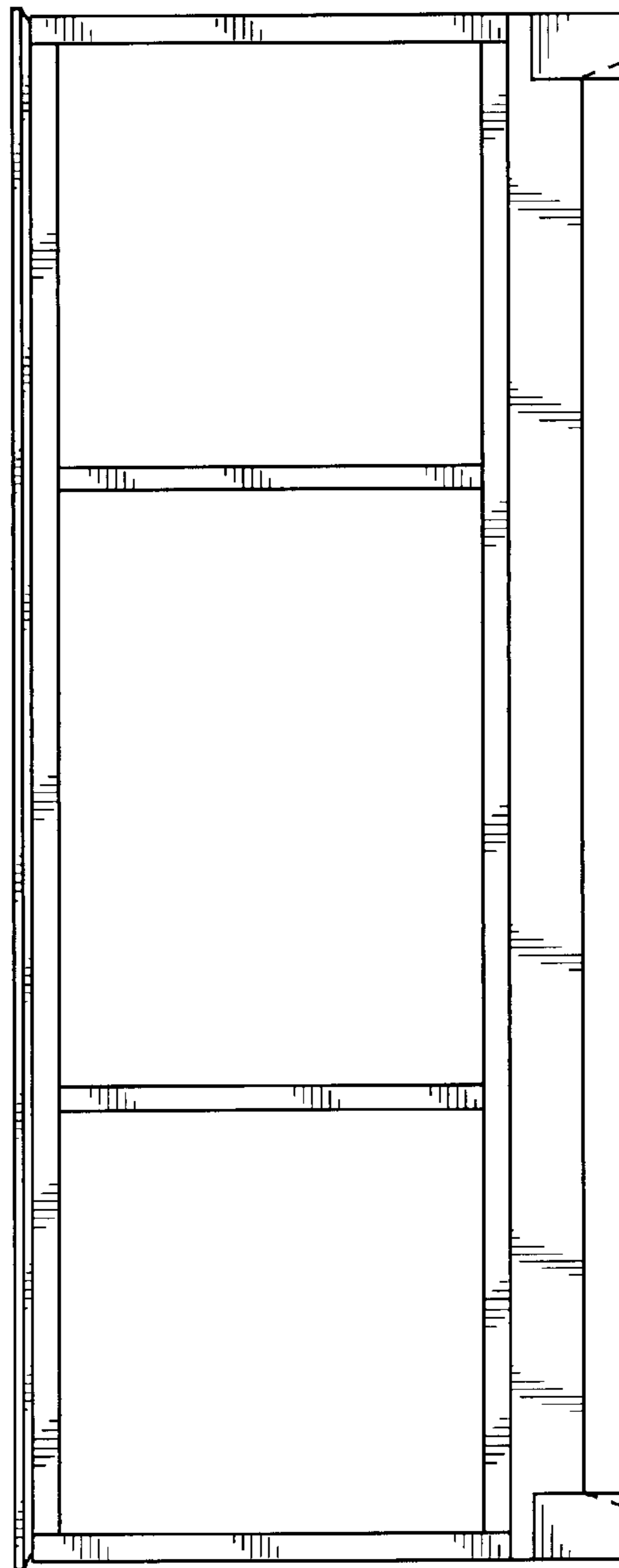


FIG. 3