



US00D485693S

(12) **United States Design Patent**
Frinier

(10) **Patent No.:** **US D485,693 S**

(45) **Date of Patent:** **** Jan. 27, 2004**

(54) **CHAIR**

(75) **Inventor:** **Richard D. Frinier**, Long Beach, CA (US)

(73) **Assignee:** **BJIP, Inc.**, El Monte, CA (US)

(**) **Term:** **14 Years**

(21) **Appl. No.:** **29/166,874**

(22) **Filed:** **Sep. 5, 2002**

(51) **LOC (7) Cl.** **06-01**

(52) **U.S. Cl.** **D6/375; D6/379**

(58) **Field of Search** D6/334, 371, 373, D6/374, 375, 376, 379, 380, 500, 501, 502; 297/445.1, 446.1

(56) **References Cited**

U.S. PATENT DOCUMENTS

- D391,423 S * 3/1998 Leib D6/500
- D413,740 S * 9/1999 Frinier D6/379
- D426,717 S * 6/2000 Frinier D6/375

- D431,727 S * 10/2000 Bell D6/373
- D437,138 S * 2/2001 Ricchio, Jr. D6/379
- D449,459 S * 10/2001 Diez Mintegi D6/374

* cited by examiner

Primary Examiner—Gary D. Watson

(74) *Attorney, Agent, or Firm*—Christie, Parker & Hale, LLP

(57) **CLAIM**

The ornamental design for chair, as shown and described.

DESCRIPTION

FIG. 1 is a perspective view showing my new design;
 FIG. 2 is a front elevational view;
 FIG. 3 is a left side view of the design, the right side being a mirror image thereof;
 FIG. 4 is a back elevational view; and,
 FIG. 5 is a top view of the design.
 The interior portion of of the seat defined by broken line boundry forms no part of the claimed design.

1 Claim, 5 Drawing Sheets

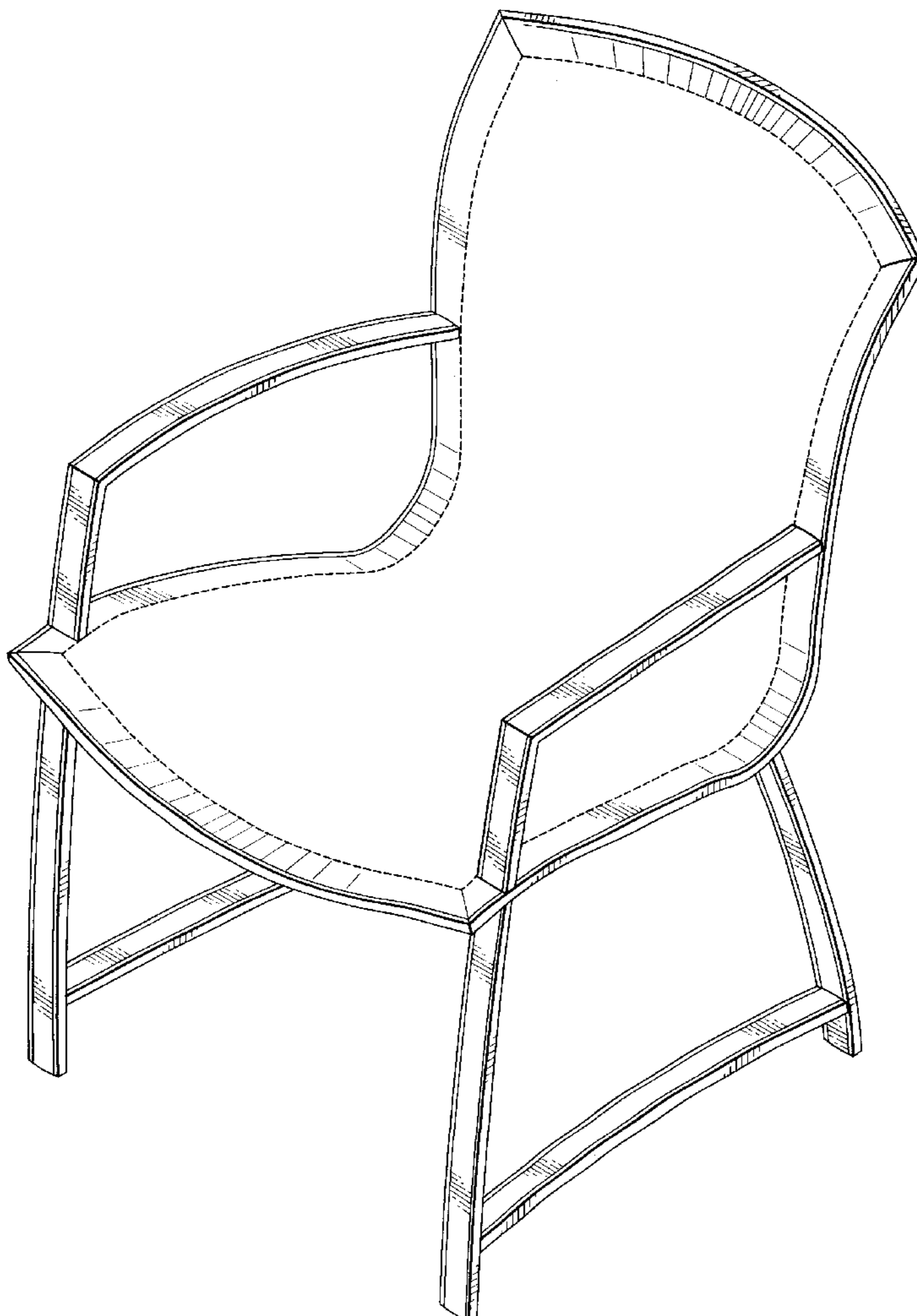


FIG. 1

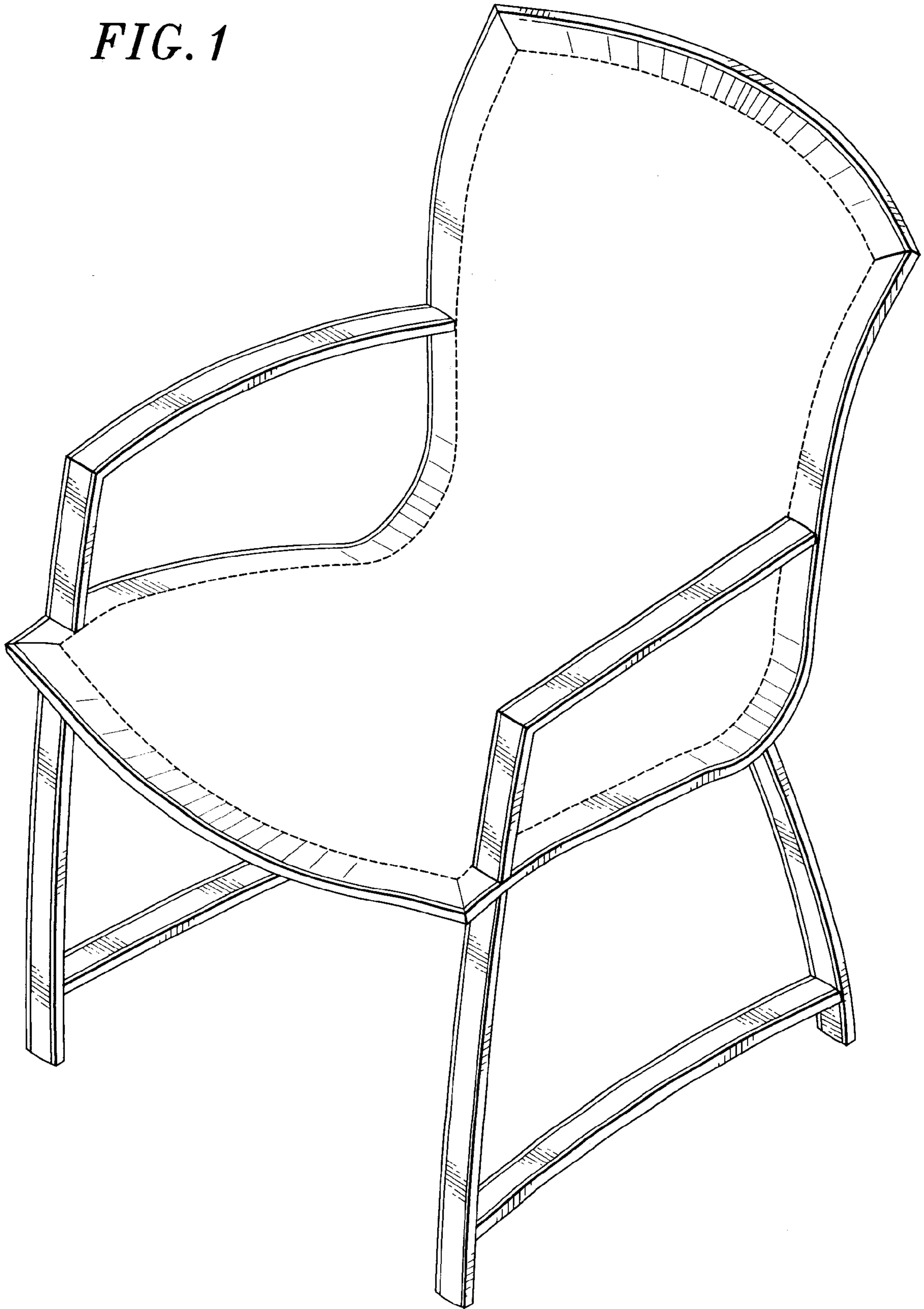


FIG. 2




FIG. 3




FIG. 4

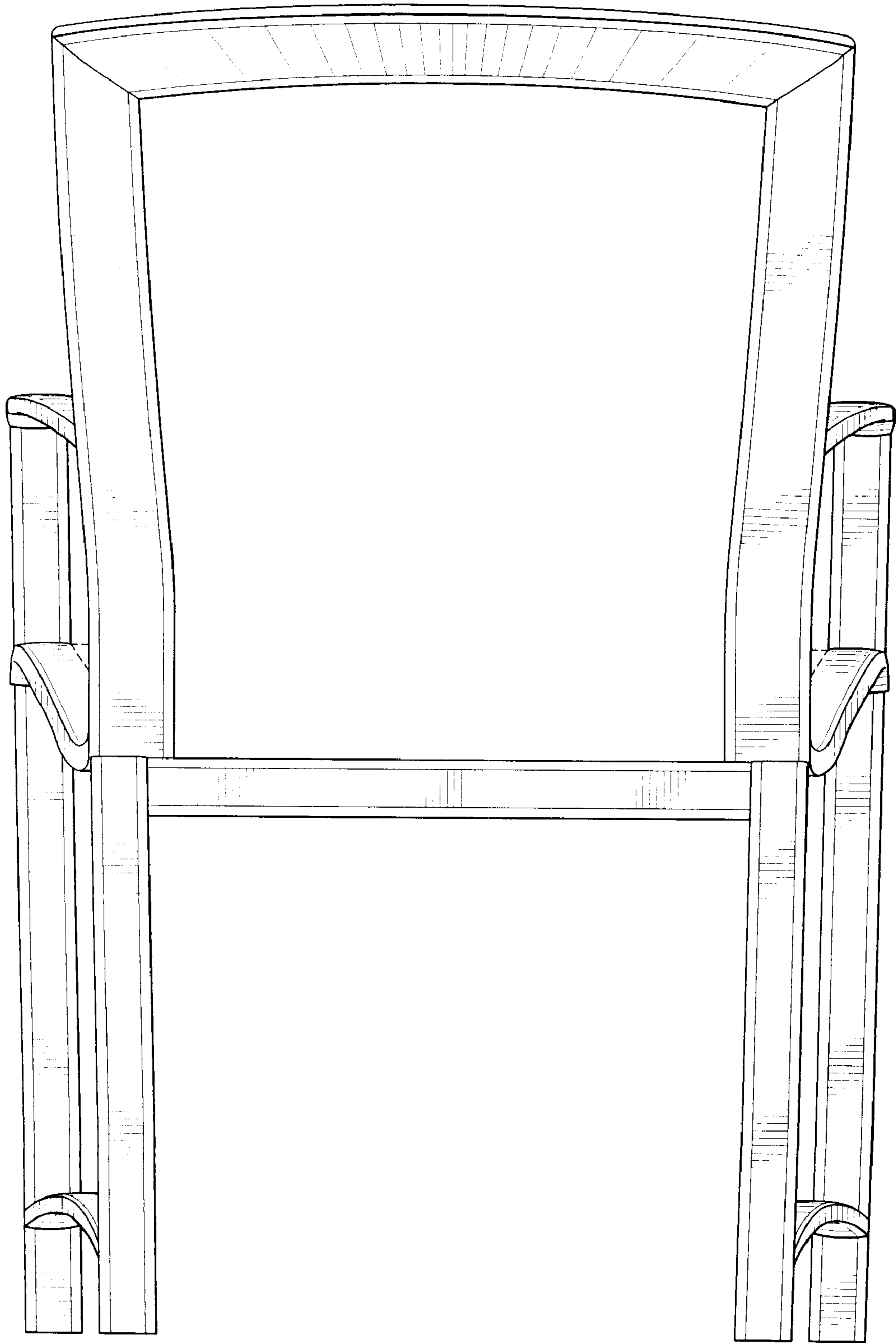


FIG. 5

