



US00D485687S

(12) **United States Design Patent**
Natuzzi

(10) **Patent No.:** **US D485,687 S**

(45) **Date of Patent:** **** Jan. 27, 2004**

(54) **CHAIR**

(75) Inventor: **Pasquale Natuzzi**, Santeramo in Colle
Bari (IT)

(73) Assignee: **Natuzzi S.p.A.**, Bari (IT)

(**) Term: **14 Years**

(21) Appl. No.: **29/166,720**

(22) Filed: **Sep. 3, 2002**

(51) **LOC (7) Cl.** **06-01**

(52) **U.S. Cl.** **D6/334**

(58) **Field of Search** D6/334, 335, 360,
D6/364, 365, 367, 500, 501, 502; 297/445.1

(56) **References Cited**

U.S. PATENT DOCUMENTS

D368,377 S	*	4/1996	Laslo	D6/334
D436,745 S	*	1/2001	Lewis	D6/334
D436,746 S	*	1/2001	Lewis	D6/334
D462,533 S	*	9/2002	Popham et al.	D6/334
D462,845 S	*	9/2002	Canto Garcia	D6/335

OTHER PUBLICATIONS

Natuzzi Model 1205, International Home Furnishings Market, High Point, NC, Oct. 1994.*

Natuzzi Model 1814, International Home Furnishings Market, High Point, NC, Apr. 1999.*

* cited by examiner

Primary Examiner—Gary D. Watson

(74) *Attorney, Agent, or Firm*—Harrison & Egbert

(57) **CLAIM**

The ornamental design for a chair, as shown and described.

DESCRIPTION

FIG. 1 is a front elevational view of the chair showing my design.

FIG. 2 is another front view thereof;


FIG. 3 is a top view thereof;

FIG. 4 is a side view thereof, having an opposite side view being a mirror image thereof; and,

FIG. 5 is a back view thereof.

The broken lines shown are understood to represent stitching.

1 Claim, 3 Drawing Sheets



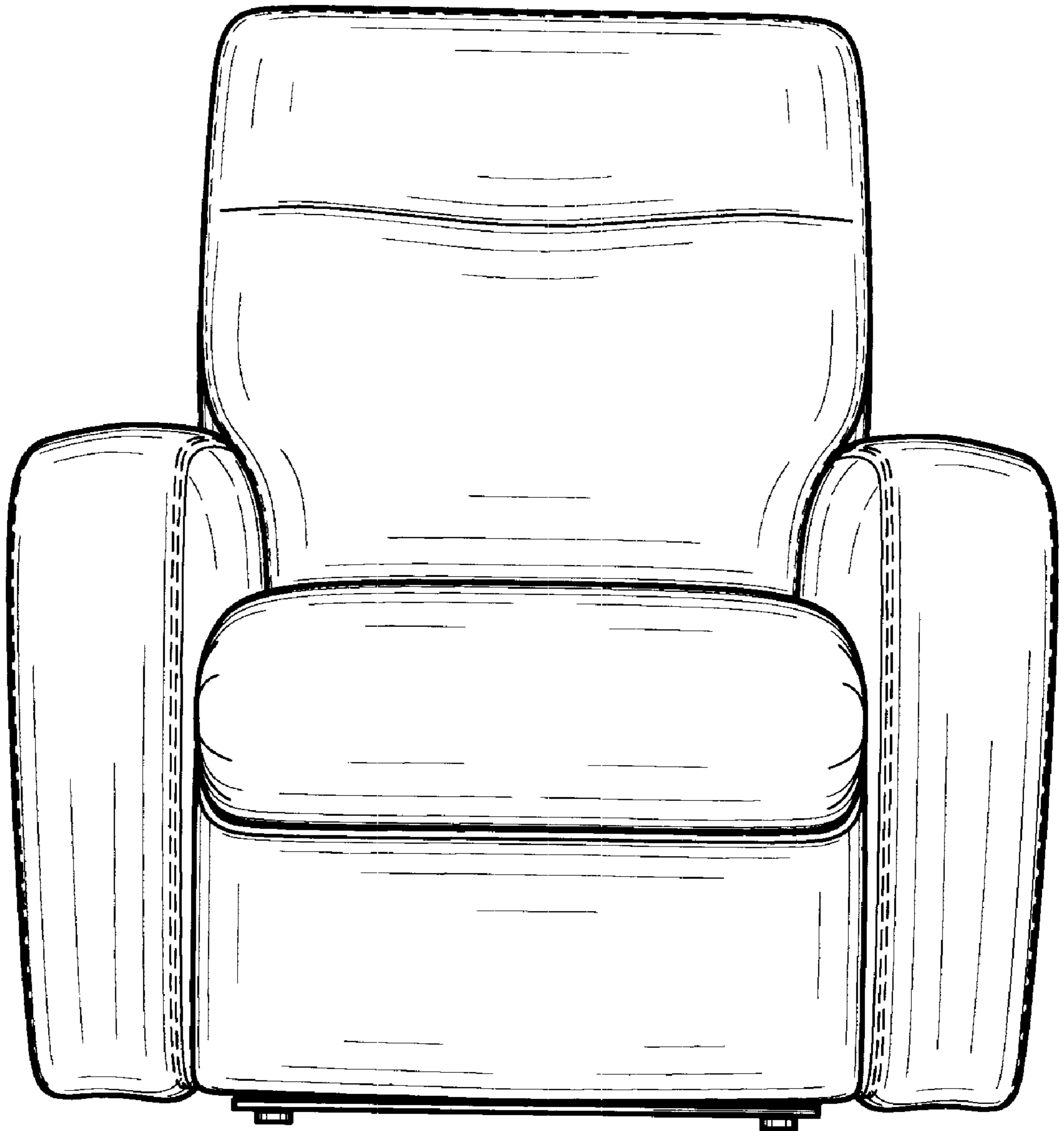


FIG. 1




FIG. 2




FIG. 3

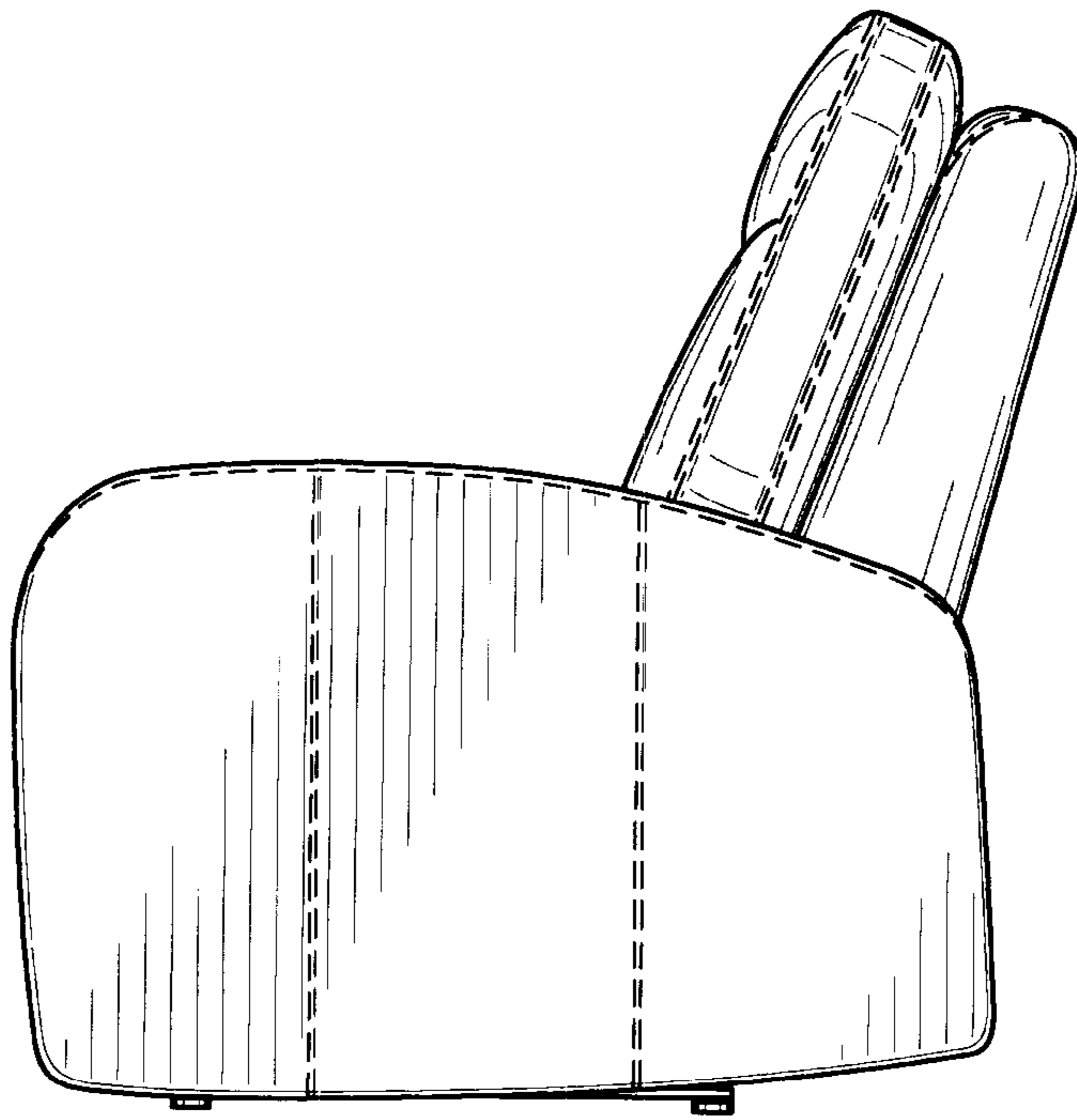


FIG. 4




FIG. 5