



US00D485670S

(12) **United States Design Patent**
Laberge

(10) **Patent No.:** **US D485,670 S**

(45) **Date of Patent:** **** Jan. 27, 2004**

(54) **FOOTWEAR UPPER PORTION**

D380,291 S * 7/1997 Morris D2/972
D460,250 S 7/2002 Hillyer D2/972

(75) Inventor: **Martin Laberge**, Annecy (FR)

* cited by examiner

(73) Assignee: **Salomon S.A.**, Metz-Tessy (FR)

Primary Examiner—Dominic Simone
(74) *Attorney, Agent, or Firm*—Greenblum & Bernstein,
P.L.C.

(**) Term: **14 Years**

(21) Appl. No.: **29/177,001**

(57) **CLAIM**

(22) Filed: **Mar. 4, 2003**

I claim the ornamental design for a footwear upper portion,
as shown and described.

(51) **LOC (7) Cl.** **02-99**

(52) **U.S. Cl.** **D2/972**

(58) **Field of Search** D2/896, 902, 907,
D2/943, 944, 969, 972-974; 36/45, 50.1,
77 M, 77 R, 83, 88, 113, 114, 126-130

DESCRIPTION

FIG. 1 is a perspective view of a footwear upper portion,
seen from the front and right side thereof, showing my new
design;

FIG. 2 is a right side view thereof; and,

FIG. 3 is a top view thereof.

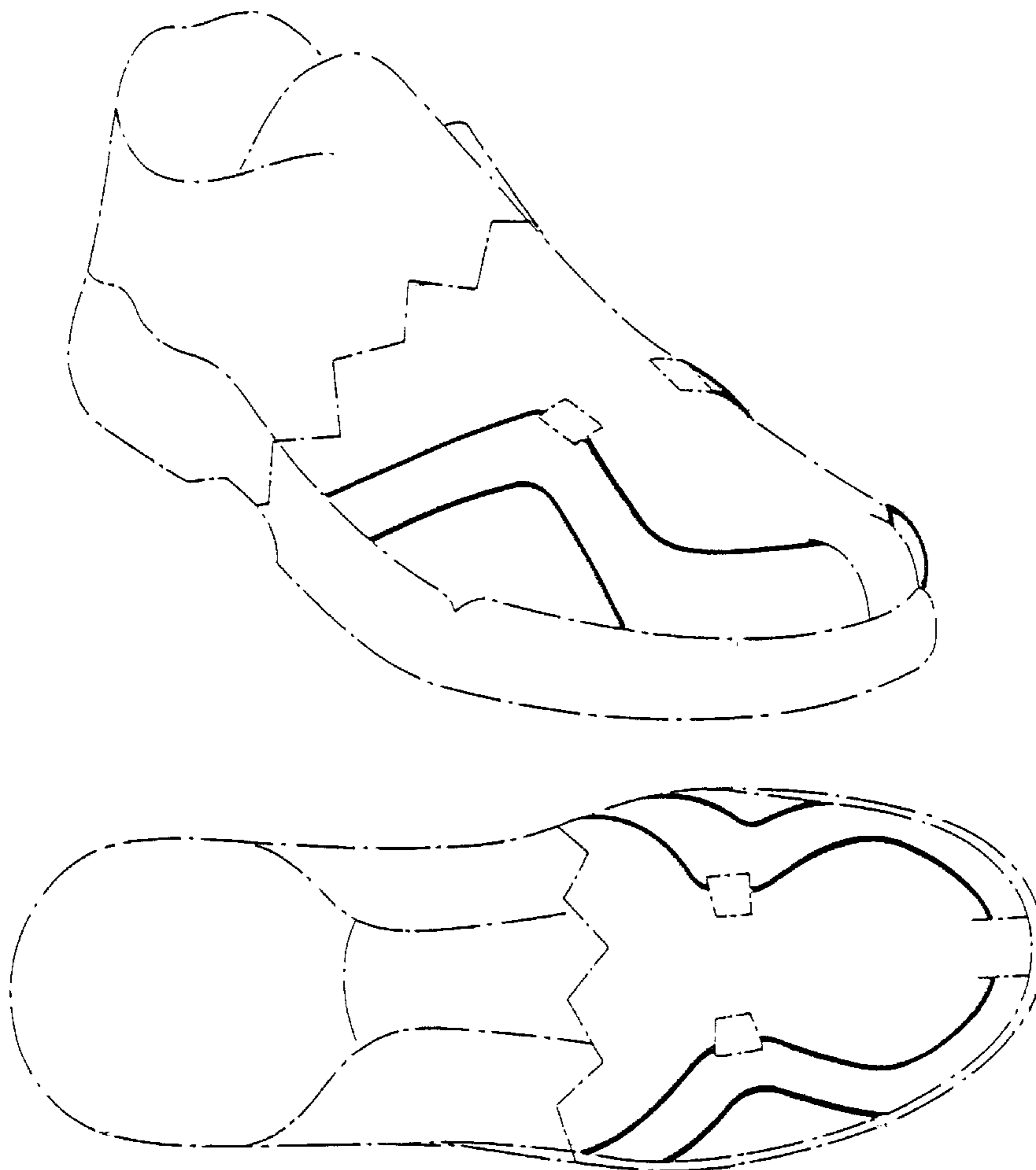
The broken line showing of the sole of the footwear and
other parts of the footwear upper portion are for illustrative
purposes only and form no part of the claimed design.

(56) **References Cited**

U.S. PATENT DOCUMENTS

D295,688 S * 5/1988 Brown et al. D2/973
D296,261 S * 6/1988 Brown et al. D2/973
D296,262 S * 6/1988 Brown et al. D2/973

1 Claim, 2 Drawing Sheets



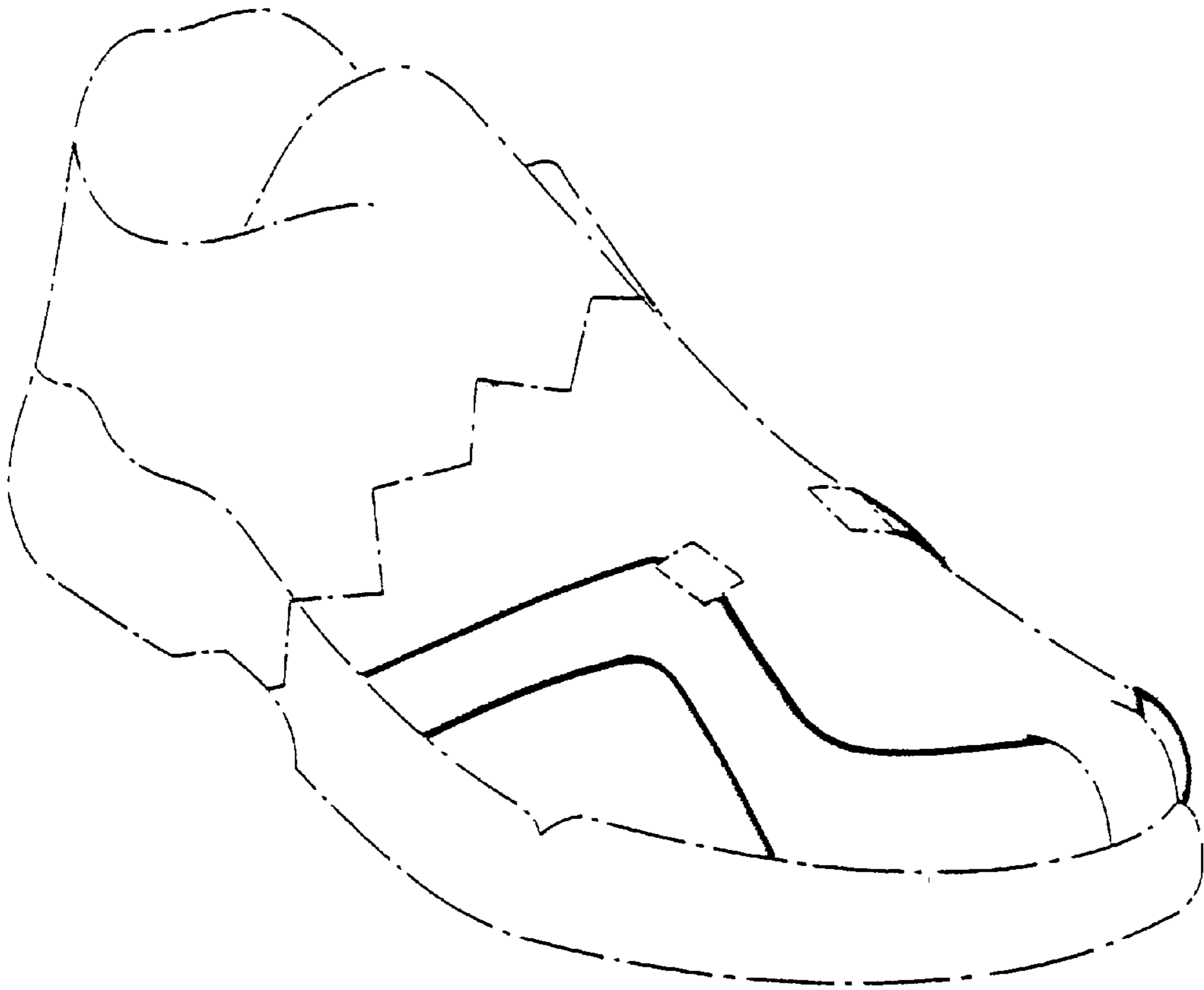


FIG. 1

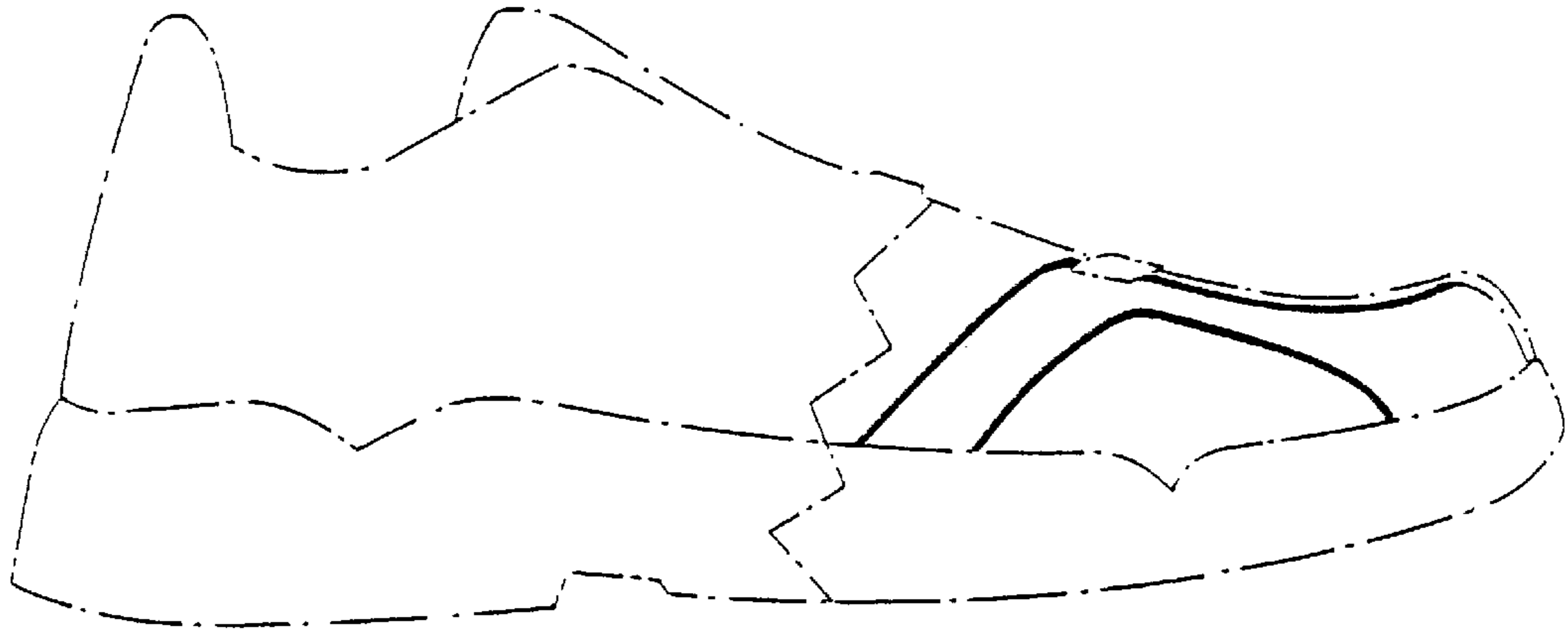


FIG. 2

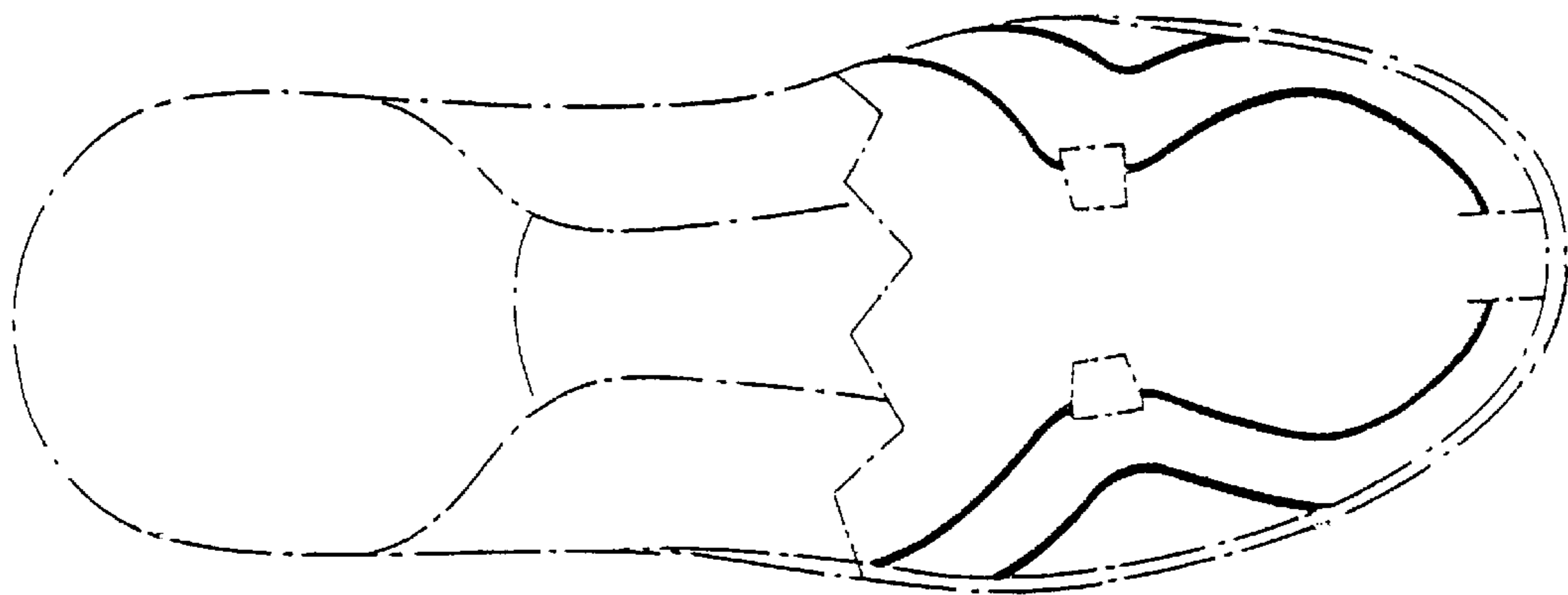


FIG. 3