



US00D485645S

(12) **United States Design Patent**
Mongeon

(10) **Patent No.:** **US D485,645 S**

(45) **Date of Patent:** **** Jan. 20, 2004**

(54) **CONTAINMENT BLANKET**

6,491,038 B1 * 12/2002 McQueen 128/869

(76) Inventor: **Douglas R. Mongeon**, 11201 S. Meads,
Orange Park Acres, CA (US) 92869

* cited by examiner

(**) Term: **14 Years**

Primary Examiner—Lucy Lieberman

(74) *Attorney, Agent, or Firm*—G. Donald Weber, Jr.

(21) Appl. No.: **29/157,038**

(57) **CLAIM**

(22) Filed: **Mar. 13, 2002**

The ornamental design for a containment blanket, as shown and described.

(51) **LOC (7) Cl.** **29-02**

DESCRIPTION

(52) **U.S. Cl.** **D29/100**

(58) **Field of Search** D29/100; D6/603;
128/869, 870, 873

FIG. 1 is a perspective view of the containment blanket of the instant invention.

FIG. 2 is a plan view of one surface of the containment blanket of the instant invention.

FIG. 3 is a plan view of the obverse surface of the containment blanket of the instant invention.

FIG. 4 is one end view of the containment blanket of the instant invention. The opposite end view is the mirror image; and,


FIG. 5 is a bottom edge view of the containment blanket of the instant invention. The top edge view is the mirror image.

(56) **References Cited**

U.S. PATENT DOCUMENTS

2,664,083	A	*	12/1953	Heymans	128/873
2,766,751	A	*	10/1956	Topa	128/870
3,399,670	A	*	9/1968	Veasey	128/870
3,476,107	A	*	11/1969	Matt, Jr. et al.	128/869
3,986,505	A	*	10/1976	Power	128/846
4,852,587	A	*	8/1989	Share	128/869
5,651,375	A	*	7/1997	Cunningham	128/869
D434,590	S	*	12/2000	Faulkender et al.	D6/603

1 Claim, 3 Drawing Sheets






FIG. 1




FIG. 2

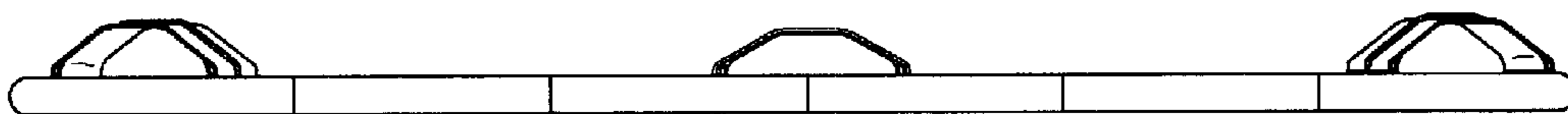


FIG. 4




FIG. 3

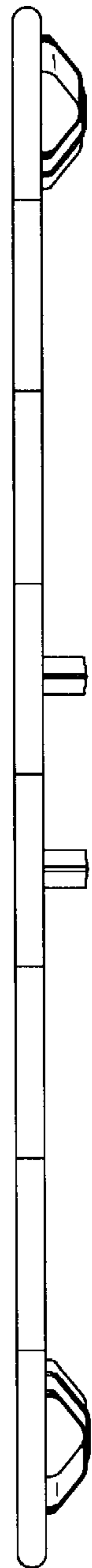


FIG. 5