



US00D485627S

(12) **United States Design Patent**
Chun

(10) **Patent No.:** **US D485,627 S**

(45) **Date of Patent:** **** Jan. 20, 2004**

(54) **FLASHLIGHT**

(76) **Inventor:** **James K. Chun**, 2102 F Walsh Ave.,
Santa Clara, CA (US) 95050

(**) **Term:** **14 Years**

(21) **Appl. No.:** **29/154,977**

(22) **Filed:** **Feb. 1, 2002**

(51) **LOC (7) Cl.** **26-02**

(52) **U.S. Cl.** **D26/37**

(58) **Field of Search** D26/37-50; 362/157,
362/158, 171, 172, 173, 183-208

(56) **References Cited**

U.S. PATENT DOCUMENTS

3,162,376 A	12/1964	Furuya	240/10.66
D311,067 S	10/1990	Chabria	D26/37
5,418,433 A	5/1995	Nilssen	315/175
5,498,934 A	3/1996	Nilssen	315/224
5,646,484 A	7/1997	Sharma et al.	315/74
D405,551 S	* 2/1999	Lynch et al.	D26/37
D425,228 S	5/2000	Kibler	D26/46
6,095,661 A	8/2000	Lebens	362/184

6,231,207 B1	5/2001	Kennedy et al.	362/190
6,246,184 B1	6/2001	Salerno	315/291
6,296,367 B1	10/2001	Parsons et al.	362/183
6,305,818 B1	10/2001	Lebens	362/184
D466,636 S	* 12/2002	Chun	D26/37
D475,149 S	* 5/2003	Chun	D26/37
D477,432 S	* 7/2003	Parsons	D26/37

* cited by examiner

Primary Examiner—Marcus A. Jackson

(74) *Attorney, Agent, or Firm*—Dean A. Craine

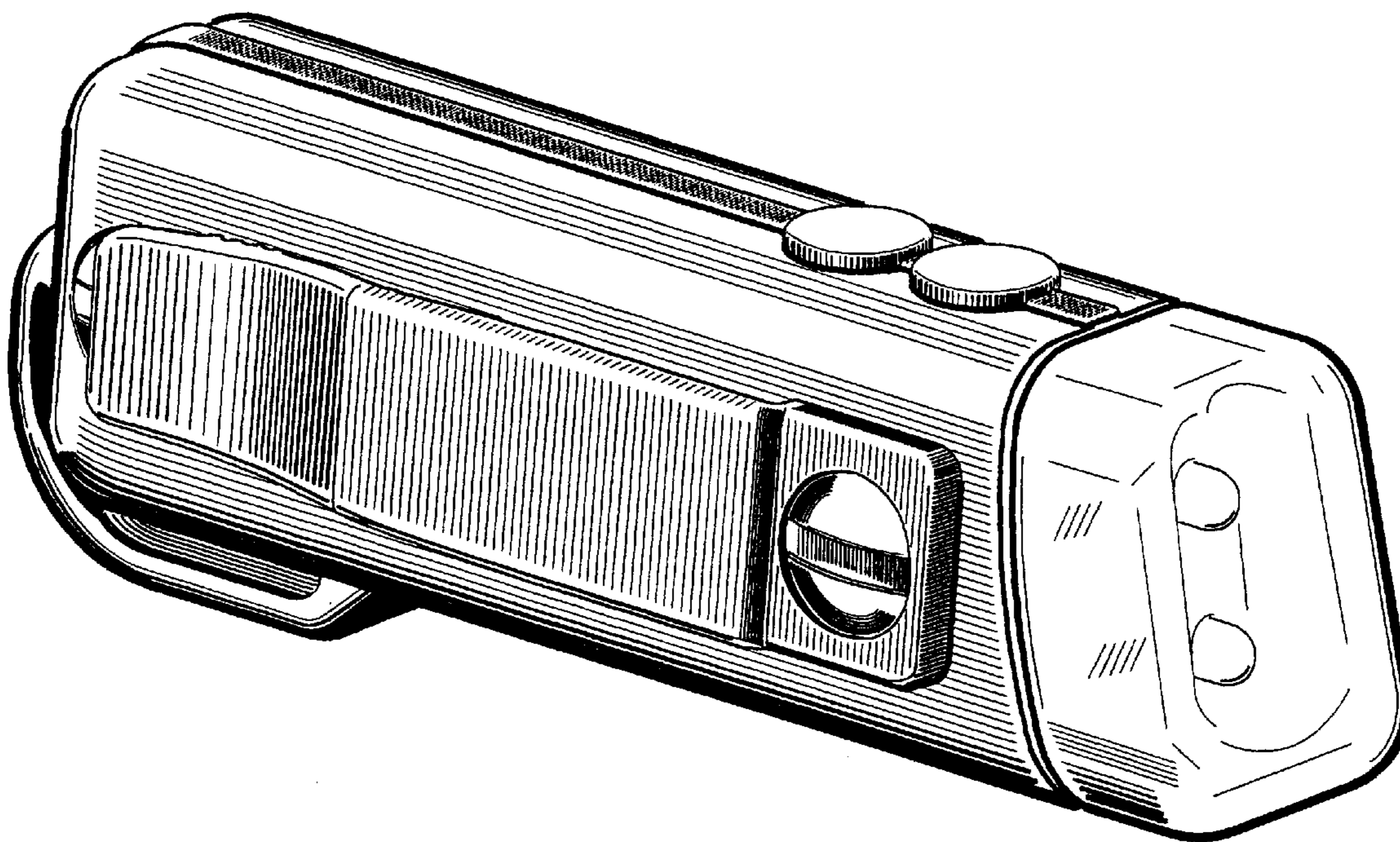
(57) **CLAIM**

The ornamental design for a flashlight, as shown and described.

DESCRIPTION

FIG. 1 is a perspective view of the flashlight
FIG. 2 is a top plan view of the invention.
FIG. 3 is a bottom plan view of the invention.
FIG. 4 is a left side elevation view of the invention.
FIG. 5 is a right side elevation view of the invention.
FIG. 6 is a front end elevation view of the invention; and,
FIG. 7 is a rear end elevation view of the invention.

1 Claim, 4 Drawing Sheets



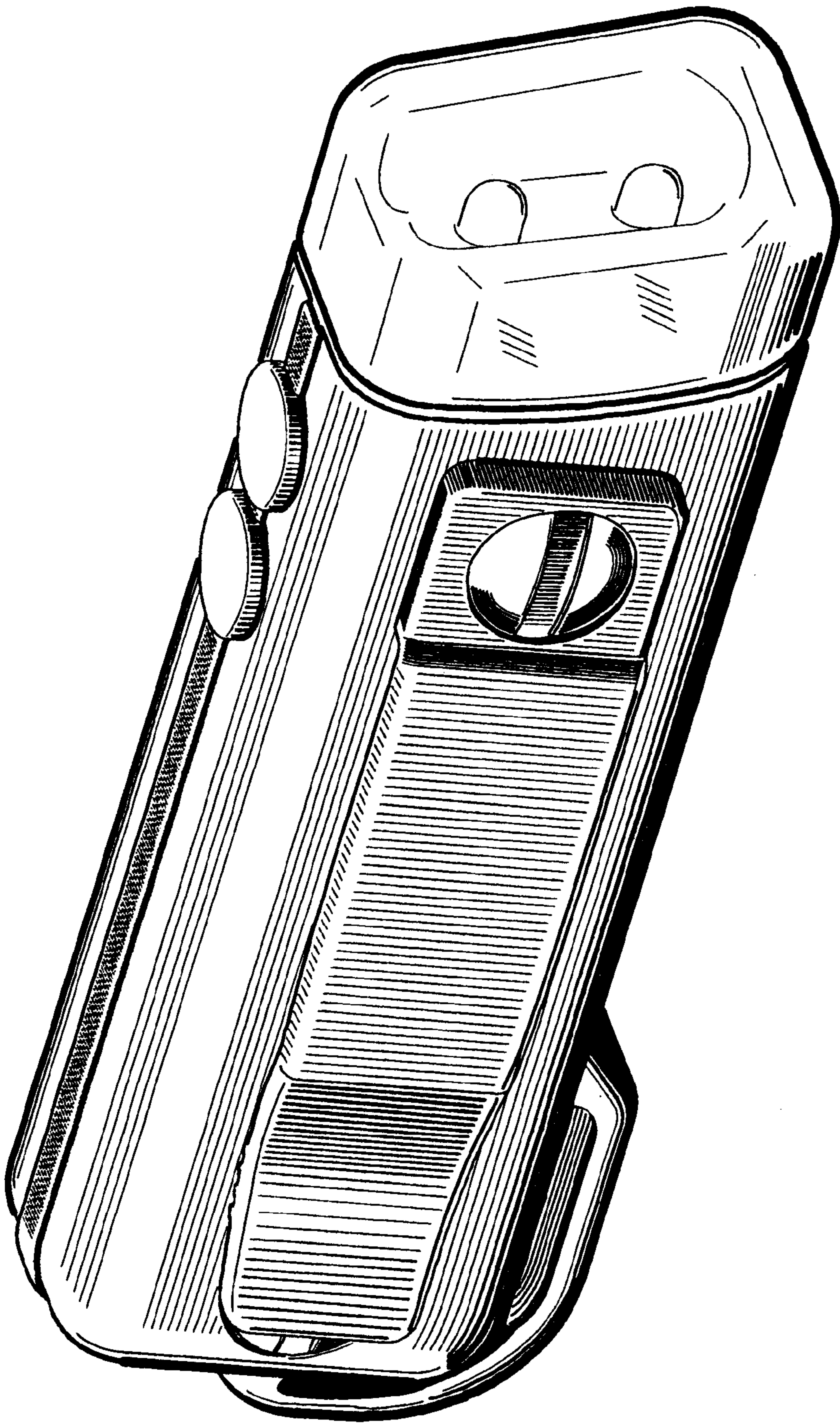


FIG 1.

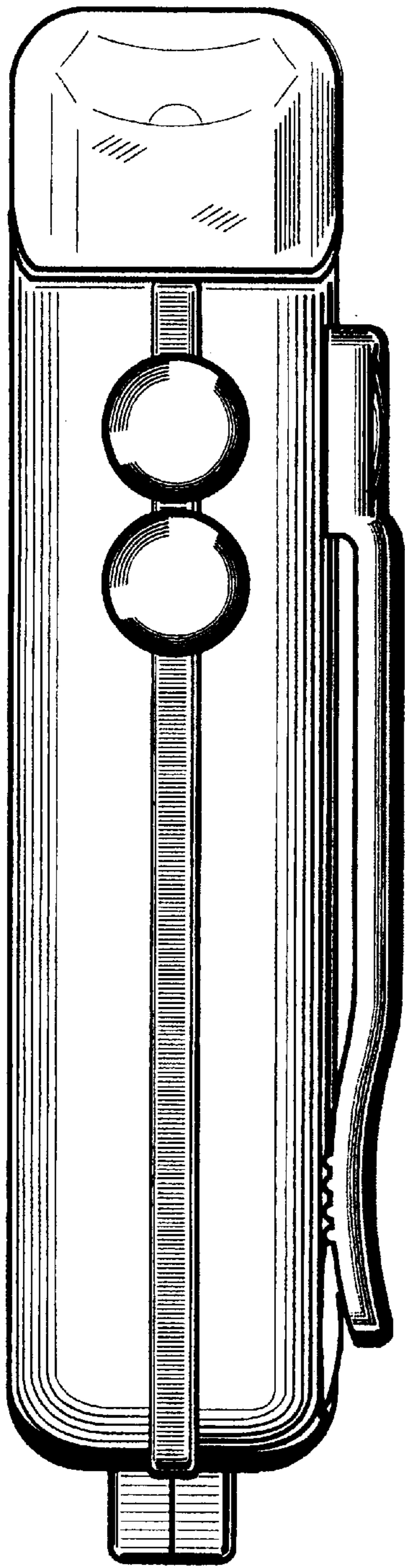


FIG. 2




FIG. 3

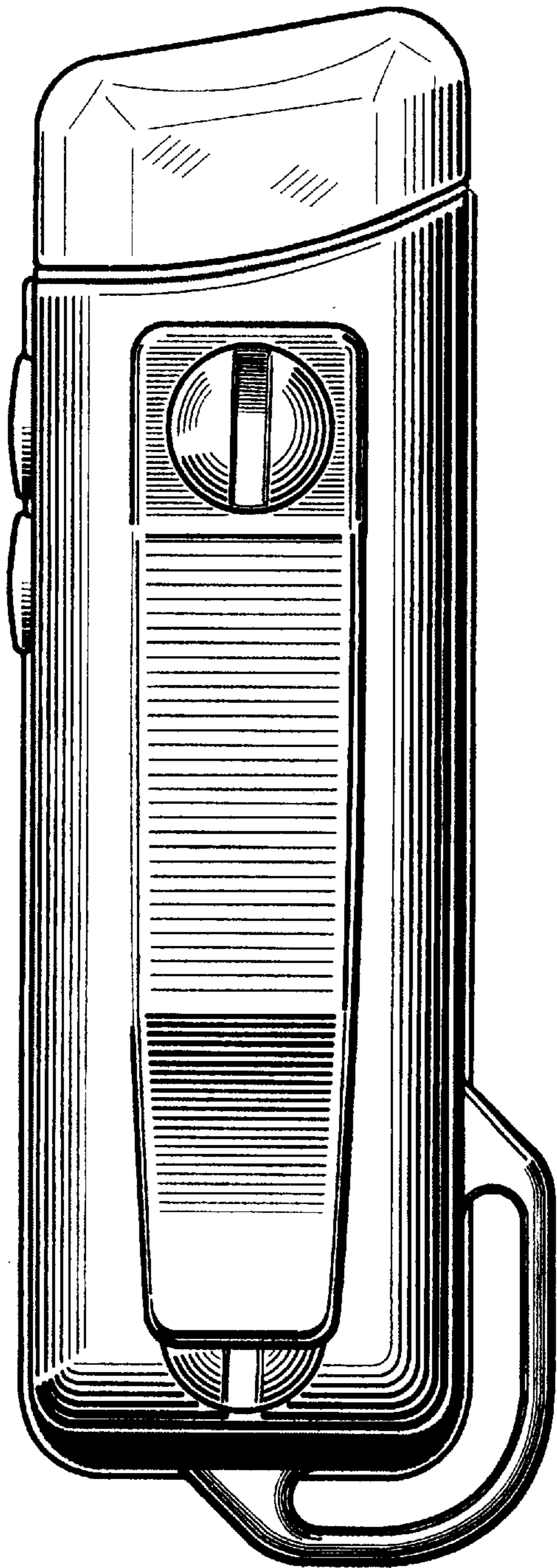


FIG. 4




FIG. 5

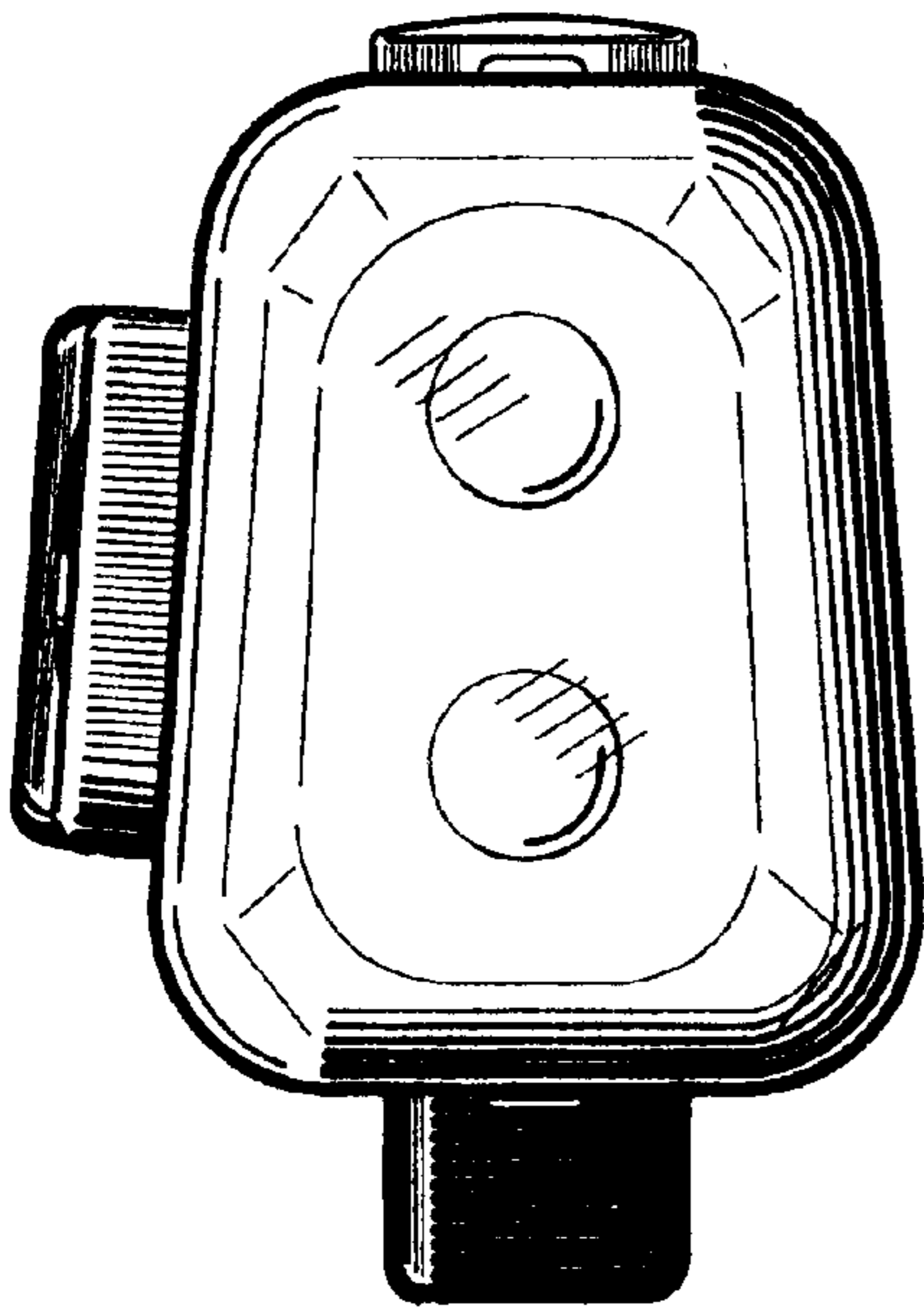


FIG. 6

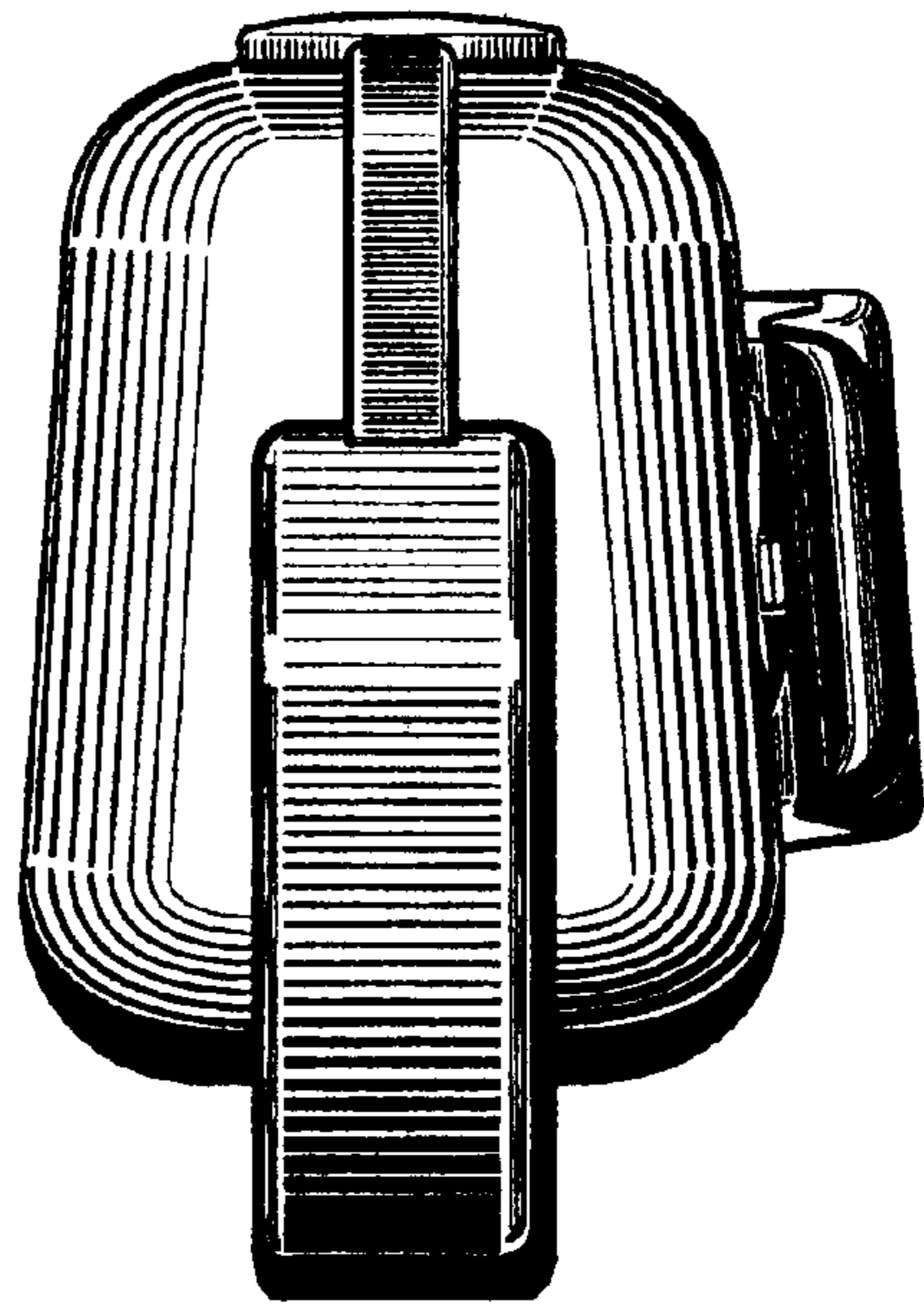


FIG. 7