



US00D485621S

(12) **United States Design Patent**
Deel

(10) **Patent No.:** **US D485,621 S**

(45) **Date of Patent:** **** Jan. 20, 2004**

(54) **DECKING MEMBER**

(76) Inventor: **Douglas O. Deel**, 324 E. Ashley St.,
Jackson, MN (US) 56143

(**) Term: **14 Years**

(21) Appl. No.: **29/176,572**

(22) Filed: **Feb. 24, 2003**

(51) **LOC (7) Cl.** **25-01**

(52) **U.S. Cl.** **D25/119**

(58) **Field of Search** 52/177; D25/138,
D25/119

(56) **References Cited**

U.S. PATENT DOCUMENTS

D331,470 S	*	12/1992	Mitchell et al.	D25/119
5,816,010 A		10/1998	Conn		
5,950,377 A	*	9/1999	Yoder	52/177
6,324,796 B1	*	12/2001	Heath	52/177

OTHER PUBLICATIONS

LOCKDRY® Deck System Specification from web site
“lockdry.com” *Published prior to Feb. 24, 2003.

BOMACH Maintenance Free Deck System information
from Veltech Corporation from web site “veltechcorp.com”
*Published prior to Feb. 24, 2003.

* cited by examiner

Primary Examiner—Doris Clark
(74) *Attorney, Agent, or Firm*—Kinney & Lange, P.A.

(57) **CLAIM**

The ornamental design for a decking member, as shown and
described.

DESCRIPTION

FIG. 1 is a top perspective view of the decking member of
the present invention.

FIG. 2 is a top plan view of the decking member of FIG. 1.

FIG. 3 is a side view, as taken from the right side of the
decking member of FIG. 1.

FIG. 4 is a side view, as taken from the left side of the
decking member of FIG. 1.

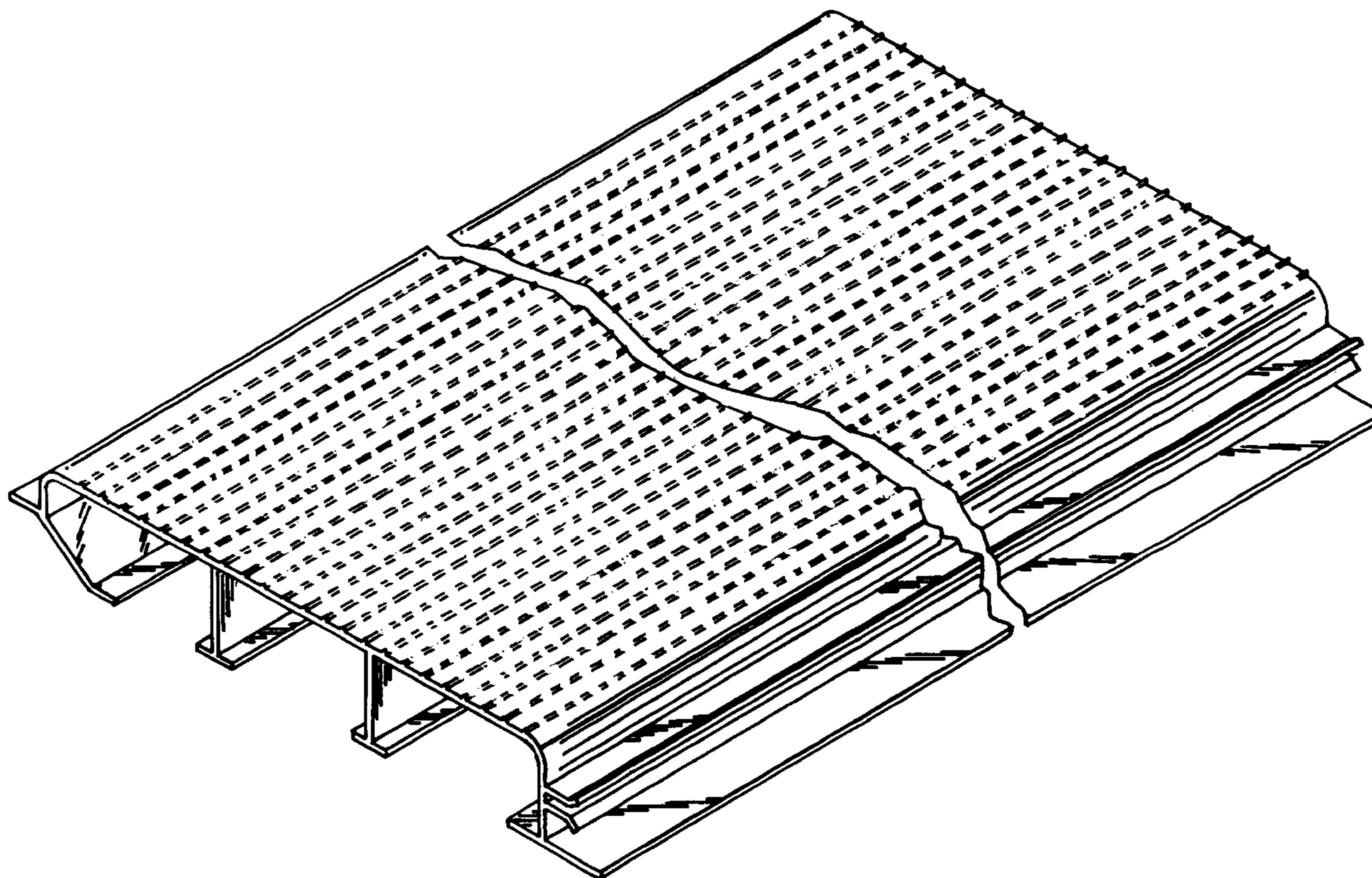
FIG. 5 is a first end view of the decking member of FIG. 1.

FIG. 6 is a second end view of the decking member of FIG.
1; and,

FIG. 7 is a bottom plan view of the decking member of FIG.
1.

The decking member is broken away in FIGS. 1–4 and 7 to
indicate an indeterminate length. Also, the broken lines in
the Figures, showing the characteristics of the top surface of
the decking member, are for illustrative purposes only and
form no part of the present invention.

1 Claim, 5 Drawing Sheets



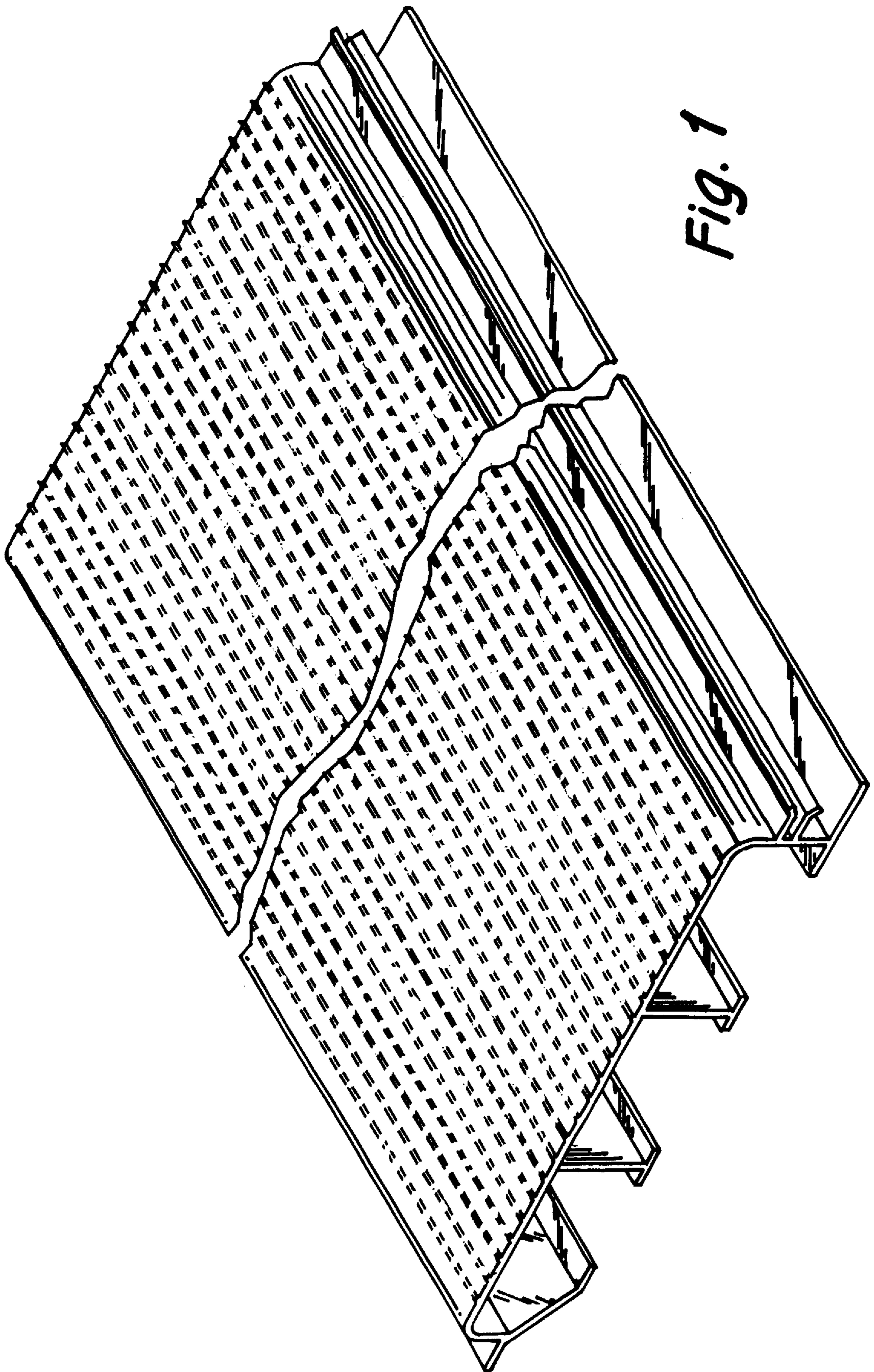
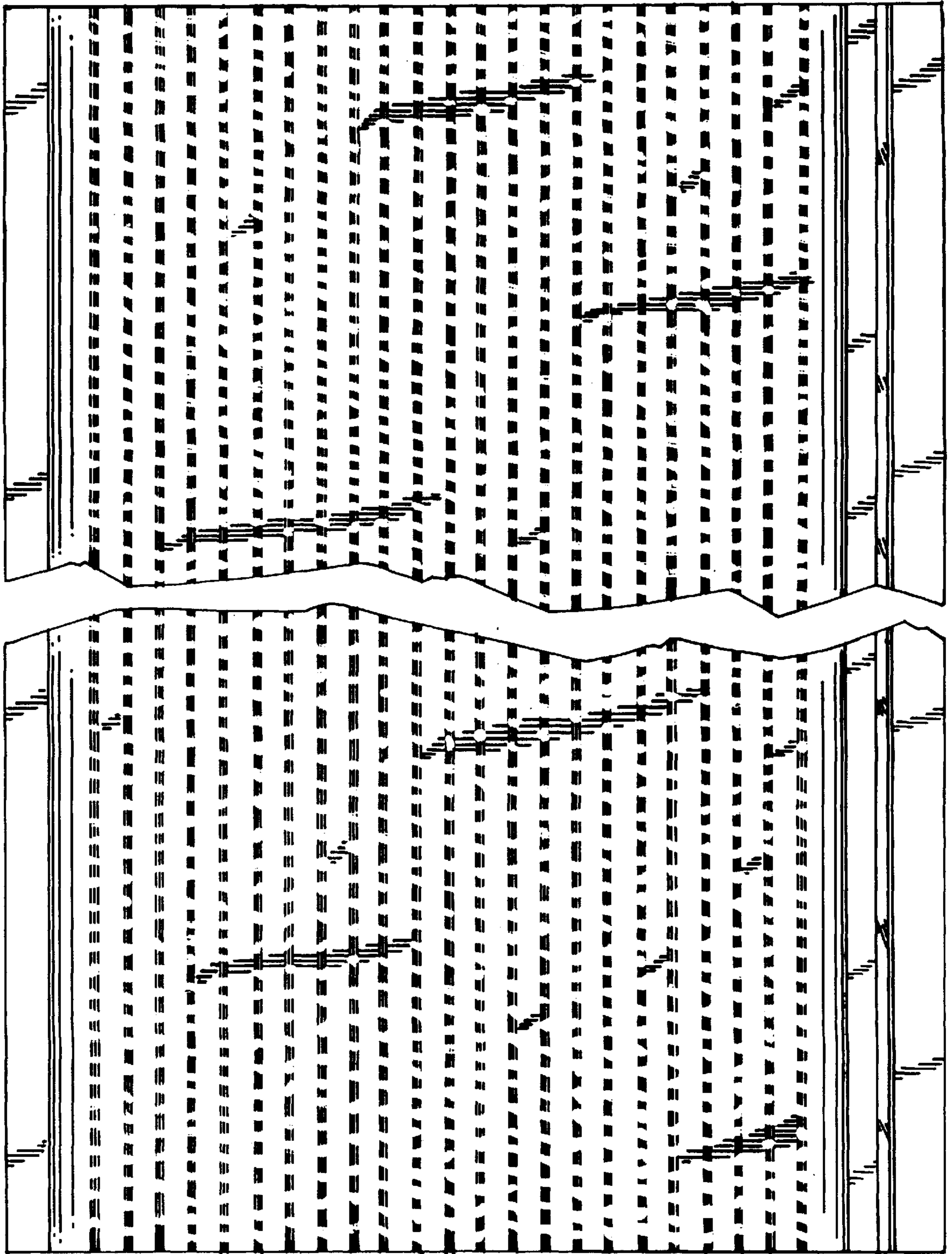


Fig. 1

Fig. 2







Fig. 3

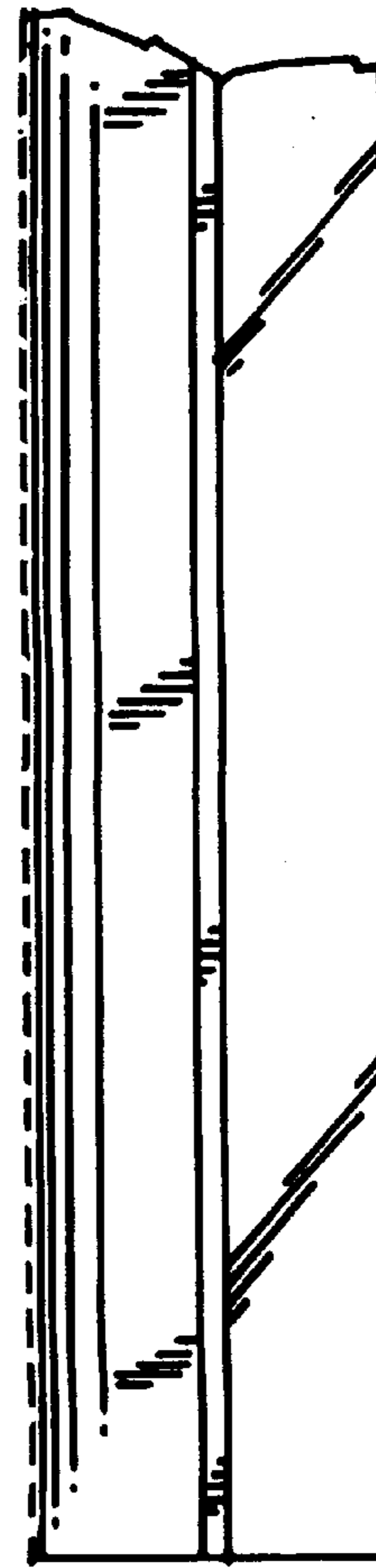



Fig. 4

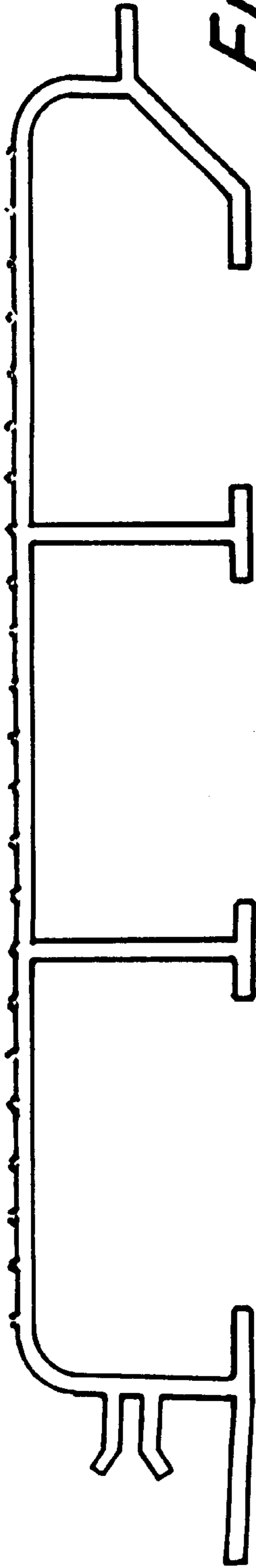


Fig. 5

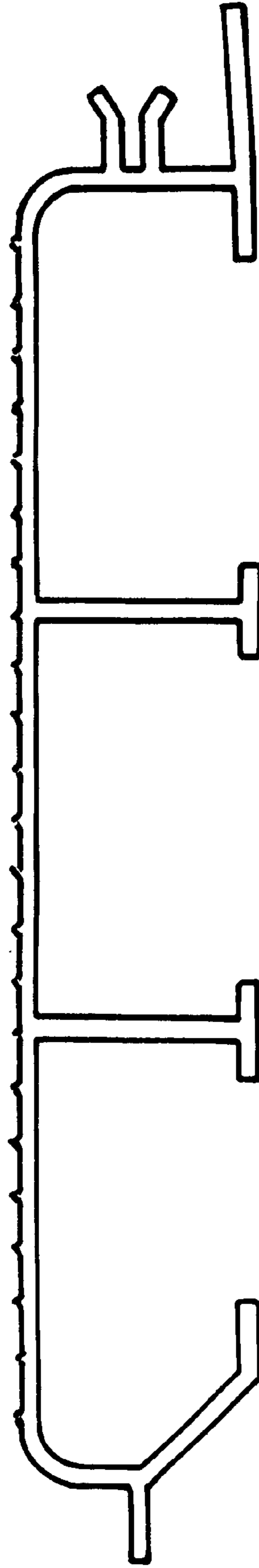


Fig. 6

Fig. 7

