



US00D485620S

(12) **United States Design Patent**
Detering

(10) **Patent No.:** **US D485,620 S**

(45) **Date of Patent:** **** Jan. 20, 2004**

(54) **ARTICULATING JOINT OF AN AWNING**

D449,116 S * 10/2001 Sullivan D25/57

(75) Inventor: **Frank Detering**, Stuttgart (DE)

* cited by examiner

(73) Assignee: **Paul Voss GmbH**, Finntrop-Heggen (DE)

Primary Examiner—Stella Reid

(74) *Attorney, Agent, or Firm*—Knobbe, Martens, Olson & Bear, LLP

(**) Term: **14 Years**

(57) **CLAIM**

(21) Appl. No.: **29/139,315**

The ornamental design for an articulating joint of an awning, as shown and described.

(22) Filed: **Mar. 27, 2001**

(51) **LOC (7) Cl.** **25-02**

(52) **U.S. Cl.** **D25/57**

(58) **Field of Search** D25/56, 57; 160/19, 160/20, 22, 23.1, 25, 26, 29

DESCRIPTION

FIG. 1 is an outside view of an articulating joint of an awning having a unique configuration of the present design; FIG. 2 is an inside view of the articulating joint of an awning;

FIG. 3 is a top view of the articulating joint of an awning; and,

FIG. 4 is a bottom view of the articulating joint of an awning.

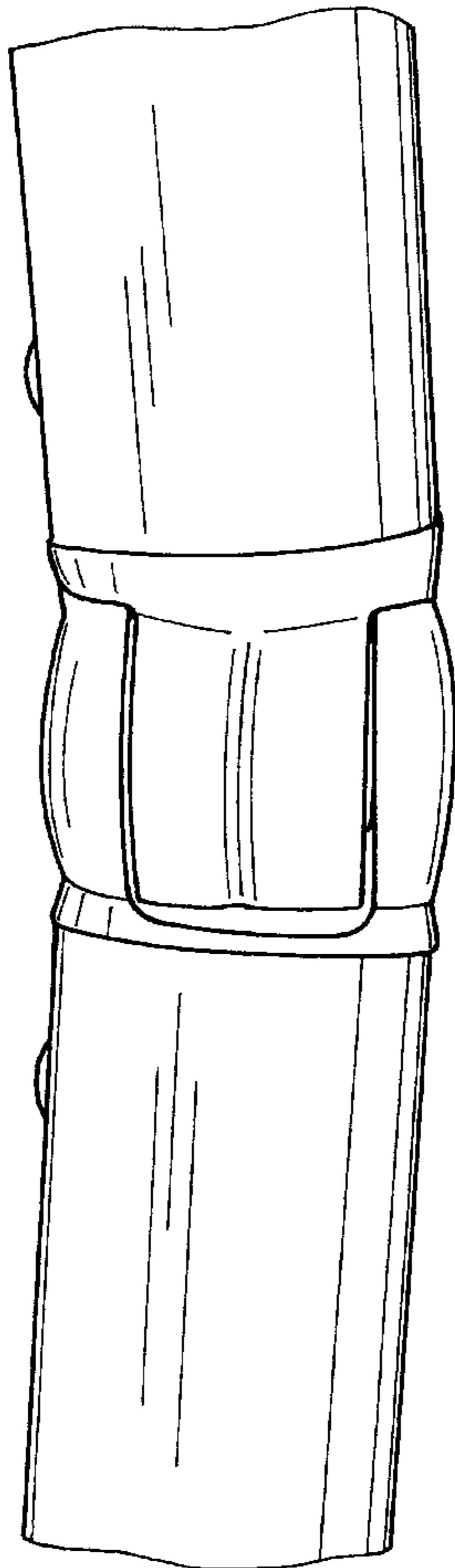
End views of the articulating joint of an awning are obscured from view and lack ornamentation.

(56) **References Cited**

U.S. PATENT DOCUMENTS

D179,283 S	*	11/1956	Dietz	D25/57
3,234,697 A	*	2/1966	Toti et al.	52/75
5,094,285 A	*	3/1992	Murray	160/67
5,381,844 A	*	1/1995	Struben	160/46
D360,473 S	*	7/1995	Baka et al.	D25/57

1 Claim, 4 Drawing Sheets






FIG. 1

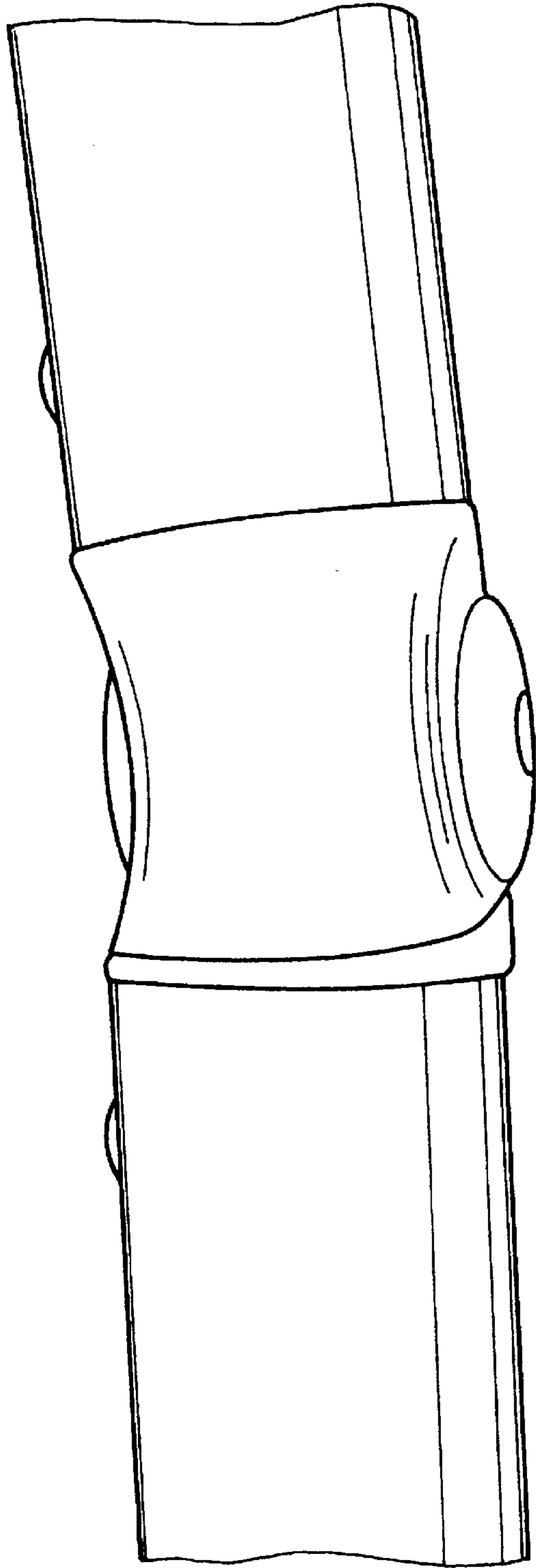


FIG. 2

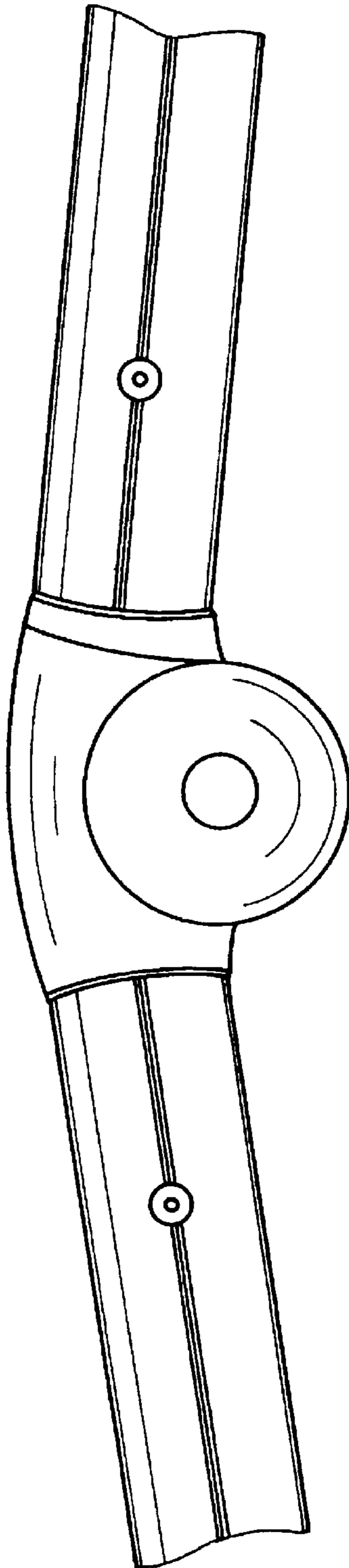


FIG. 3

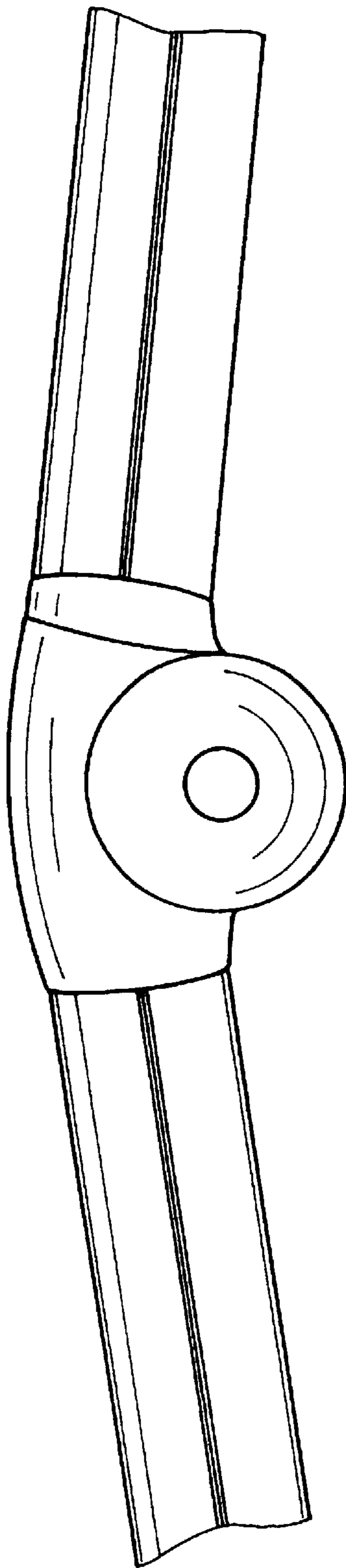


FIG. 4