



US00D485619S

(12) **United States Design Patent**  
**Hoefer**

(10) **Patent No.:** **US D485,619 S**

(45) **Date of Patent:** **\*\* Jan. 20, 2004**

(54) **FENCE**

(76) **Inventor:** **Alvin L. Hoefer**, Rte. 1, Box 126A,  
Petersburg, NE (US) 68652

(\*\*) **Term:** **14 Years**

(21) **Appl. No.:** **29/174,052**

(22) **Filed:** **Jan. 10, 2003**

(51) **LOC (7) Cl.** ..... **25-02**

(52) **U.S. Cl.** ..... **D25/38**

(58) **Field of Search** ..... D25/38, 39; 256/19,  
256/21, 20

(56) **References Cited**

**U.S. PATENT DOCUMENTS**

11,315 A	7/1854	Walker, Sr.	
194,724 A	8/1877	Reed et al.	
454,677 A	6/1891	Braden	
895,297 A	8/1908	Peter	
1,633,619 A	6/1927	Ward	
2,690,326 A	9/1954	Kranick	256/21
2,835,475 A	5/1958	Enghauser	256/22
3,092,407 A	6/1963	Blonder	287/54
3,107,900 A	10/1963	De Paolo	256/65
3,157,388 A	11/1964	Nelson	256/68
3,648,981 A	3/1972	Allen	256/24
3,674,243 A	7/1972	Brown	256/65
3,933,311 A	1/1976	Lemelson	239/276
4,007,919 A	2/1977	Totten	256/59
4,122,631 A	10/1978	Batcheller	49/394

4,208,038 A	6/1980	Reid	256/65
4,360,285 A	11/1982	Magness	403/187
4,369,953 A	1/1983	Greiner et al.	256/24
4,691,897 A	9/1987	Frush	256/65
D300,467 S	* 3/1989	Peddie	D25/42
5,354,037 A	* 10/1994	Venegas, Jr.	256/59
5,547,169 A	8/1996	Russell	256/67
D449,383 S	* 10/2001	Erwin	D25/38

**FOREIGN PATENT DOCUMENTS**

CA 599175 5/1960

\* cited by examiner

*Primary Examiner*—Doris Clark

(74) *Attorney, Agent, or Firm*—Thomte, Mazour &  
Niebergall; Dennis L. Thomte


(57) **CLAIM**

The ornamental design for a fence, as shown and described.

**DESCRIPTION**

FIG. 1 is side view of the fence;  
FIG. 2 is an enlarged front view of a post of the fence;  
FIG. 3 is an enlarged front view of a rail of the fence;  
FIG. 4 is a top view of the fence of FIG. 1;  
FIG. 5 is an enlarged side view of the post of FIG. 2;  
FIG. 6 is an enlarged top view of the post of FIG. 5;  
FIG. 7 is an enlarged top view of the rail of FIG. 3; and,  
FIG. 8 is an enlarged end view of the rail of FIG. 7.

**1 Claim, 2 Drawing Sheets**






FIG. 1

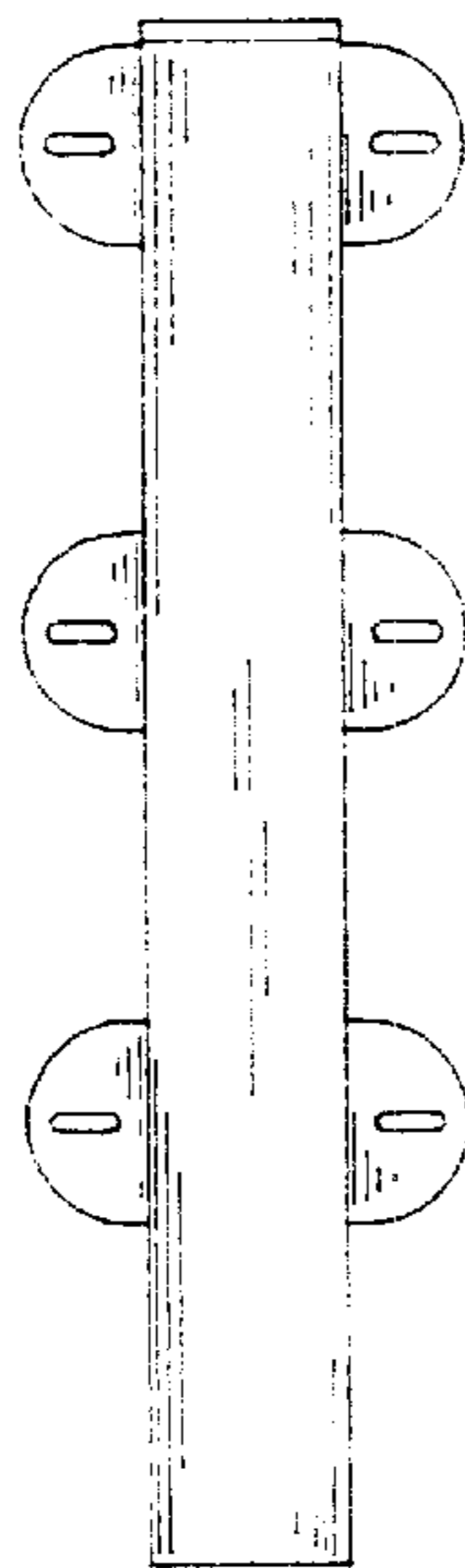


FIG. 2




FIG. 3




FIG. 4




FIG. 5

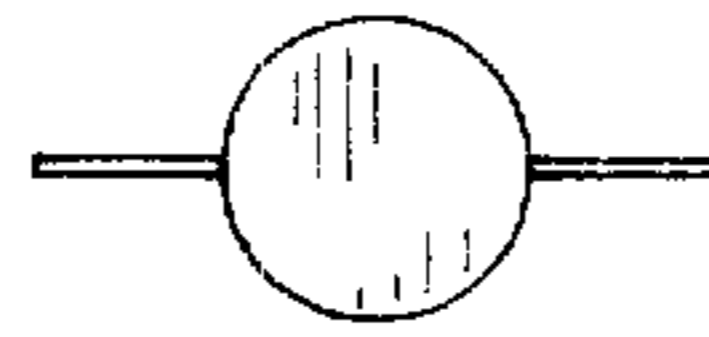


FIG. 6




FIG. 7



FIG. 8