



US00D485609S

(12) **United States Design Patent**  
**Tai**

(10) **Patent No.:** **US D485,609 S**

(45) **Date of Patent:** **\*\* Jan. 20, 2004**

(54) **COMBINED CEILING FAN AND LIGHT  
FIXTURE**

D477,073 S \* 7/2003 Hsieh ..... D23/413

\* cited by examiner

(76) **Inventor:** **Jen-Lung David Tai**, 19507 N. 65<sup>th</sup>  
Ave., Glendale, AZ (US) 85308

*Primary Examiner*—Lisa Lichtenstein  
(74) *Attorney, Agent, or Firm*—Parsons&Goltry; Michael  
W. Goltry; Robert A. Parsons

(\*\*) **Term:** **14 Years**

(57) **CLAIM**

(21) **Appl. No.:** **29/177,123**

The ornamental design for a combined ceiling fan and light  
fixture, as shown and described.

(22) **Filed:** **Mar. 4, 2003**

(51) **LOC (7) Cl.** ..... **23-04**

**DESCRIPTION**

(52) **U.S. Cl.** ..... **D23/377**

(58) **Field of Search** ..... D23/377, 379,  
D23/385, 411, 413; 416/5; D26/59, 72,  
81-88; 362/96; 392/364

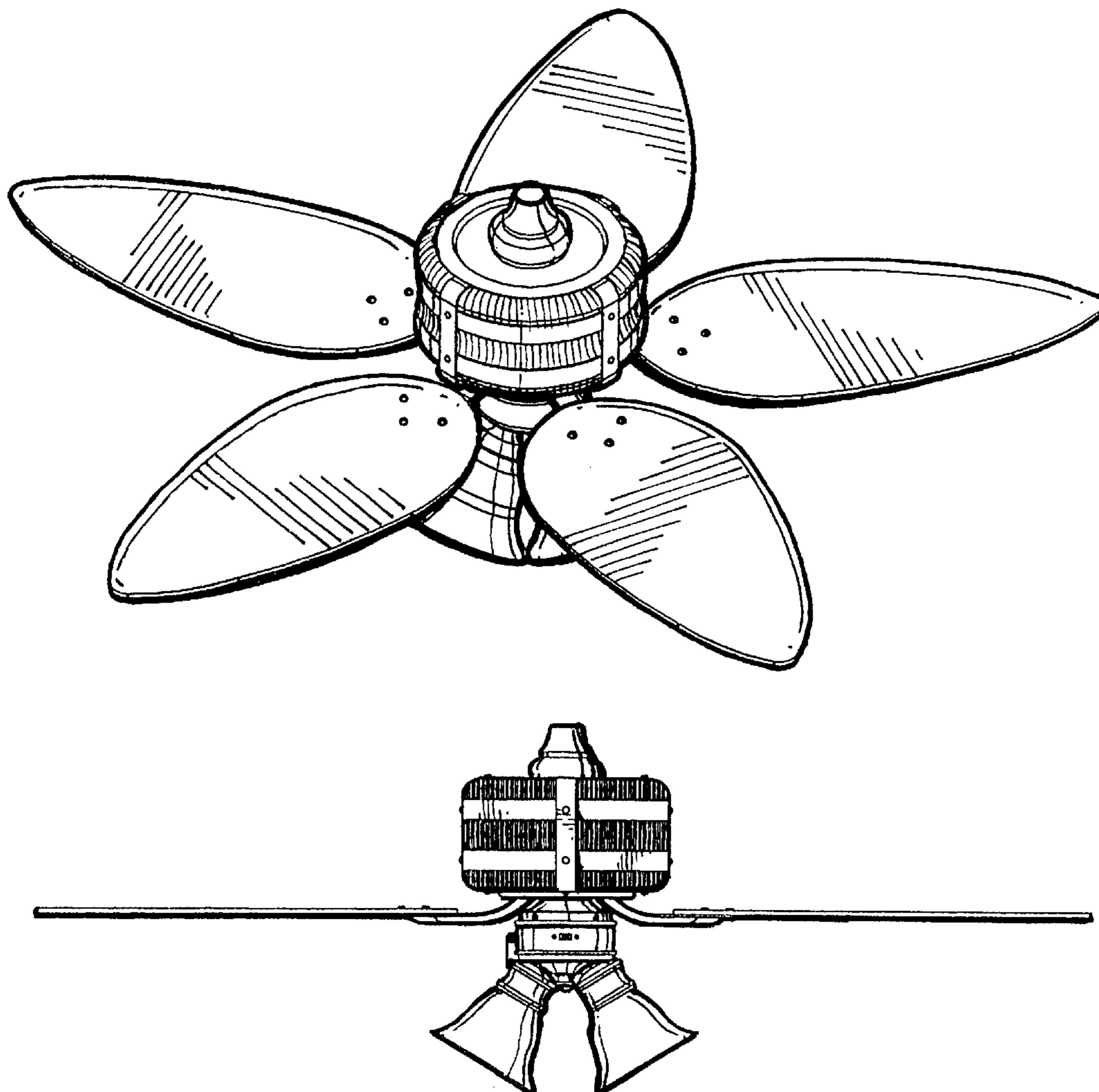
FIG. 1 is a perspective view of a combined ceiling fan and  
light fixture showing my new design;  
FIG. 2 is a front elevation view thereof, the rear and sides  
being substantially identical except for the position of the  
blades;  
FIG. 3 is a top plan view thereof; and,  
FIG. 4 is a bottom plan view thereof.

(56) **References Cited**

**U.S. PATENT DOCUMENTS**

D424,188 S \* 5/2000 Liu ..... D23/377  
D424,679 S \* 5/2000 LaSpina ..... D23/377

**1 Claim, 3 Drawing Sheets**



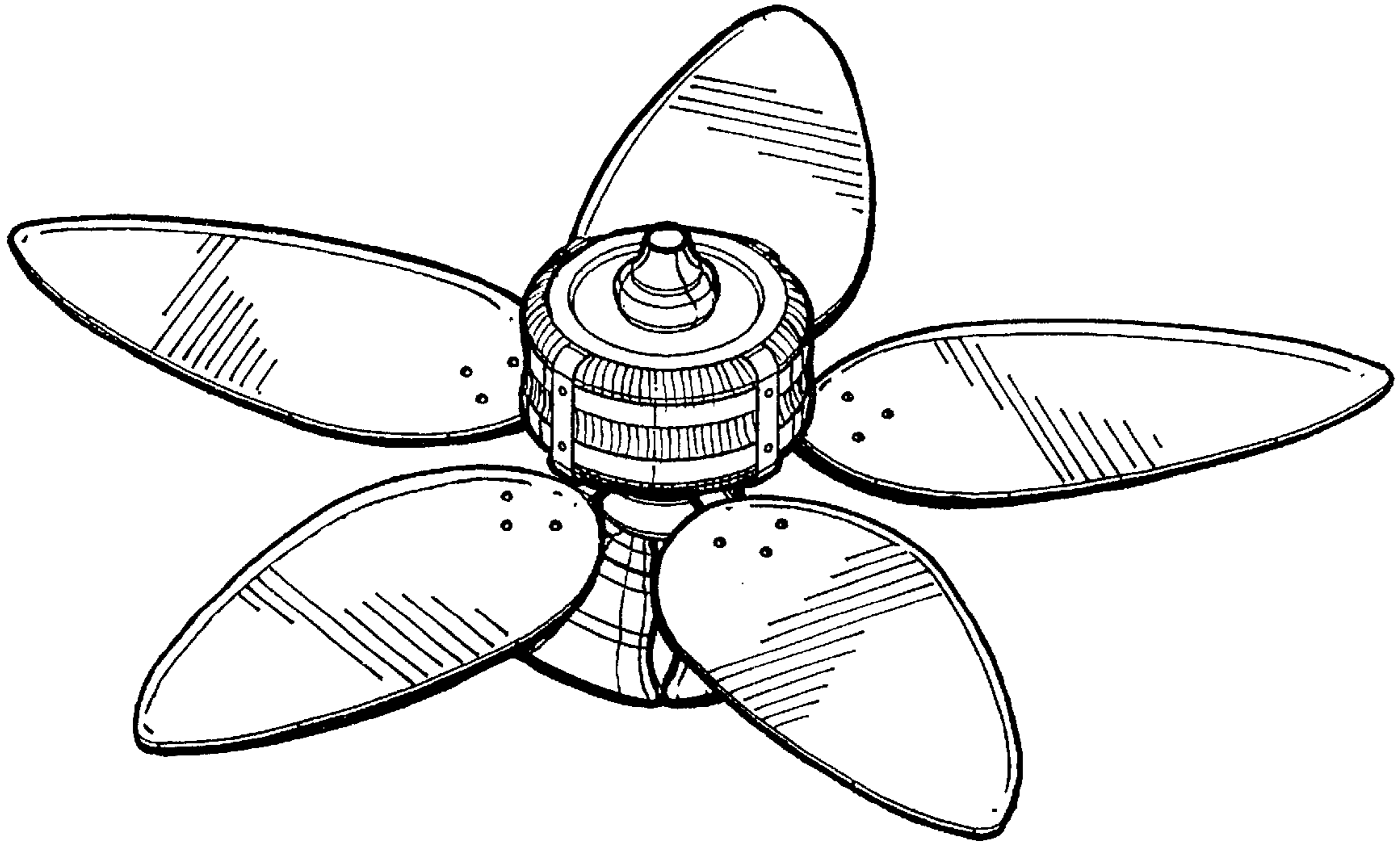


FIG. 1

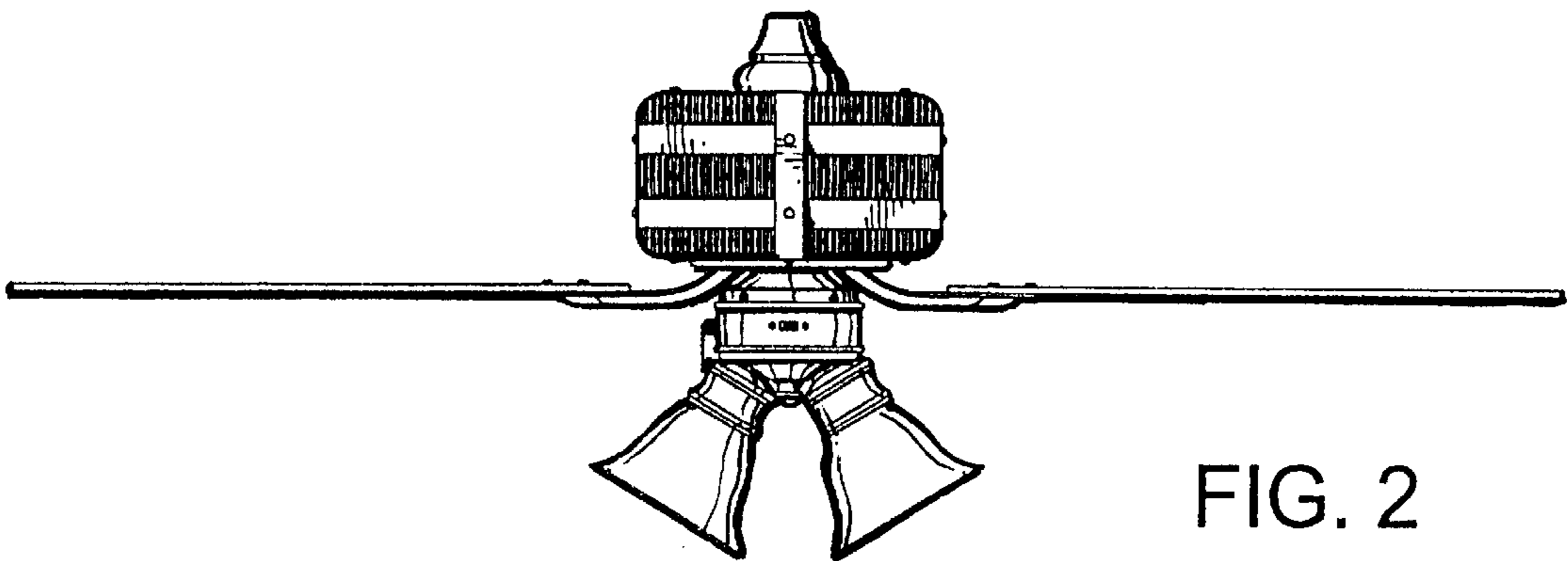


FIG. 2




FIG. 3




FIG. 4