



US00D485596S

(12) **United States Design Patent** (10) **Patent No.:** **US D485,596 S**
Rae (45) **Date of Patent:** **** Jan. 20, 2004**

(54) **KNIFE BLADE**

(75) Inventor: **Kit Rae**, Kodak, TN (US)

(73) Assignee: **United Cutlery, Inc.**, Sevierville, TN (US)

(**) Term: **14 Years**

(21) Appl. No.: **29/176,718**

(22) Filed: **Feb. 25, 2003**

(51) **LOC (7) Cl.** **22-02**

(52) **U.S. Cl.** **D22/118**

(58) **Field of Search** D22/118, 117,
D22/120; D8/95-98, 76, 99; 30/295, 299,
342, 345, 151, 340, 329

(56) **References Cited**

U.S. PATENT DOCUMENTS

D137,451 S	3/1944	Harstad	D22/118
D138,570 S	8/1944	Huff	D22/118
D156,070 S	11/1949	Brooks	D22/118
D170,824 S	11/1953	Kundikoff	D22/118
D221,335 S	8/1971	Clayton	D22/118
D222,934 S	2/1972	Cole	D22/118
D222,935 S	2/1972	Cole	D22/118
D222,937 S	2/1972	Cole	D22/118
D222,938 S	2/1972	Cole	D22/118
D225,527 S	12/1972	Cole	D22/118
4,608,757 A	9/1986	Eckerle	30/299
D299,375 S	1/1989	Pipes	D22/118
D302,455 S	7/1989	Hibben	D22/118
D319,280 S	8/1991	Crain	D22/118
D323,694 S	2/1992	Pipes	D22/118
D325,616 S	4/1992	Kolombatovich	D22/118
D330,064 S	10/1992	Medina	D22/118
D333,173 S	2/1993	Pipes	D22/118
D336,126 S	6/1993	Luchak	D22/118

(List continued on next page.)

OTHER PUBLICATIONS

Museum Replicas Limited, Catalog #39, Renaissance Daggers, 1995, p. 8.*

Blade Magazine, Damascus Dagger, Aug. 1995, p. 54.*

Blade Magazine, 24 Inch Dagger, Aug. 1995, p. 27.*

Blade Magazine, Kris Dagger, Aug. 1995, p. 26.*

U.S. Calvary Knives, 1994, p. 111, Catalog.

The Noble Collection, Winter 1997/1998, Historic Daggers, No page listed, Catalog.

United Cutlery Brands, Catalog # 42, 2002, pp. 7,19,21, 29, 30, 33-35, 39-45 and 51-60.

Museum Replicas Limited, Horned Skull Sword, p. 65, D22/118 (1994).

Agincourt, Iberia Sword, Item B, Cutlery Shoppe, p. 38 (1993).

United Cutlery, Double Shadow Fantasy Dagger, p. 16, D22/118 (1991).

Applicant's co-pending Application (U.S. patent application Ser. No.: 29/176,718, dated Feb. 25, 2003).

Applicant's co-pending Application (U.S. patent application Ser. No.: 29/176,740, dated Feb. 25, 2003).

Primary Examiner—Catherine R. Oliver

(74) *Attorney, Agent, or Firm*—Needle & Rosenberg, PC.

(57) **CLAIM**

The ornamental design for a knife blade, as shown and described.

DESCRIPTION

FIG. 1 is a left side elevational view of a knife blade showing my new design, the right side elevational view being a mirror image thereof;

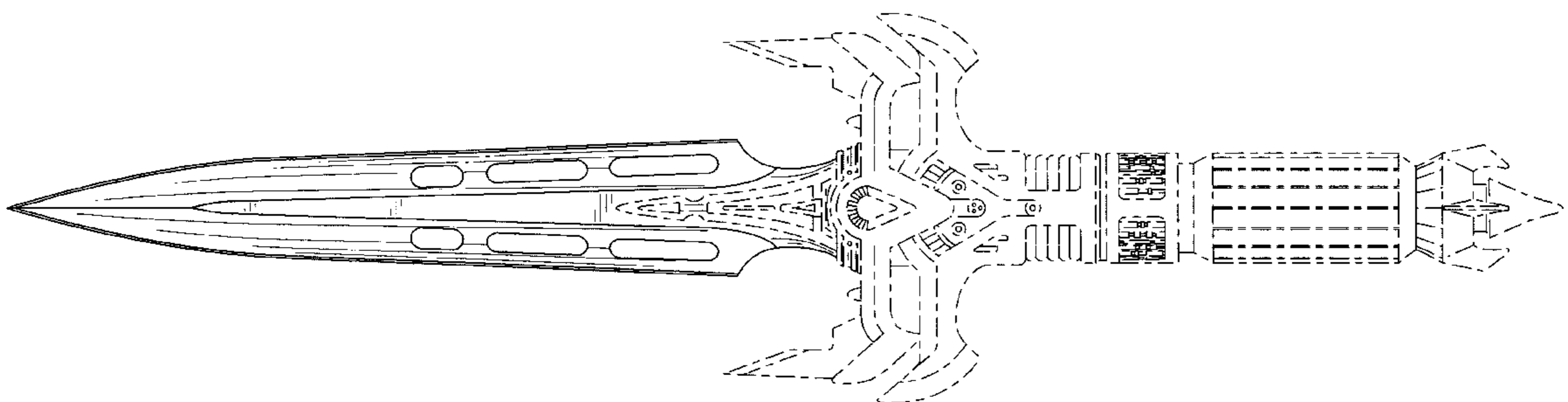
FIG. 2 is a top plan view of the knife blade of FIG. 1, of which the bottom plan view of the knife blade is a mirror image thereof;

FIG. 3 is a front elevational view of the knife blade of FIG. 1; and,

FIG. 4 is a rear elevational view of the knife blade of FIG. 1.

The broken line showing of a knife handle in the drawings is for illustrative purposes only and forms no part of the claimed design.

1 Claim, 3 Drawing Sheets



US D485,596 S

Page 2

U.S. PATENT DOCUMENTS

D348,599 S	7/1994	Sakai	D8/99	D473,609 S	4/2003	Rae	D22/118
D348,818 S	7/1994	Hasegawa	D8/99	D473,611 S	4/2003	Rae	D22/118
D351,210 S	10/1994	Koskinen	D22/118	D473,612 S	4/2003	Rae	D22/118
D360,013 S	7/1995	Collins	D22/118	D473,613 S	4/2003	Rae	D22/118
D360,241 S	7/1995	Choi	D21/568	D473,614 S	4/2003	Rae	D22/118
D361,104 S	8/1995	Choi	D21/568	D473,615 S	4/2003	Rae	D22/118
5,440,814 A	8/1995	Hall et al.	30/295	D473,616 S	4/2003	Rae	D22/118
D362,485 S	9/1995	Hall	D22/118	D473,617 S	4/2003	Rae	D22/118
D363,109 S	10/1995	Hall	D22/118	D473,618 S	4/2003	Rae	D22/118
D371,060 S	6/1996	Lai	D8/107	D473,619 S	4/2003	Rae	D22/118
D371,592 S	7/1996	Hall et al.	D22/118	D473,620 S	4/2003	Rae	D22/118
D375,779 S	11/1996	Hibben	D22/118	D473,621 S	4/2003	Rae	D22/118
D378,982 S	4/1997	Thompson	D8/99	D473,622 S	4/2003	Rae	D22/118
D379,211 S	5/1997	Thompson	D22/118	D473,623 S	4/2003	Rae	D22/118
D379,488 S	5/1997	Hibben	D22/118	D473,624 S	4/2003	Rae	D22/118
D380,520 S	7/1997	Hibben	D22/118	D473,625 S	4/2003	Rae	D22/118
D381,060 S	7/1997	Moran	D22/118	D473,626 S	4/2003	Rae	D22/118
D382,187 S	8/1997	Hibben	D8/76	D473,627 S	4/2003	Rae	D22/118
D383,519 S	9/1997	Lainhart	D22/118	D473,911 S	4/2003	Green	D22/118
D388,150 S	12/1997	Glessner	D22/118	D473,912 S	4/2003	Rae	D22/118
D398,211 S	9/1998	Howard	D8/98	D473,913 S	4/2003	Hall	D22/118
D406,308 S	3/1999	Hibben	D22/118	D473,914 S	4/2003	Rae	D22/118
D409,269 S	5/1999	Carson et al.	D22/118	D473,915 S	4/2003	Hall	D22/118
D430,258 S	8/2000	Hall et al.	D22/118	D473,916 S	4/2003	Rae	D22/118
D430,917 S	9/2000	Hall et al.	D22/188	D473,917 S	4/2003	Carter, III	D22/118
D434,466 S	11/2000	Hall et al.	D22/118	D473,918 S	4/2003	Rae	D22/118
D446,571 S	8/2001	Frazer	D22/118	D473,919 S	4/2003	Rae	D22/118
D448,828 S	10/2001	Karnezis	D22/118	D473,920 S	4/2003	Rae	D22/118
D451,571 S	12/2001	Barker, II	D22/118	D473,921 S	4/2003	Rae	D22/118
D451,572 S	12/2001	Barker, II	D22/118	D473,922 S	4/2003	Rae	D22/118
D452,546 S	12/2001	Barker, II	D22/118	D473,923 S	4/2003	Rae	D22/118
D452,547 S	12/2001	Barker, II	D22/118	D473,924 S	4/2003	Rae	D22/118
D452,895 S	1/2002	Rae et al.	D22/118	D474,828 S	5/2003	Rae	D22/118
D461,217 S	8/2002	Hall et al.	D22/118	D474,829 S	5/2003	Rae	D22/118
D461,868 S	8/2002	Hall et al.	D22/118	D473,610 S	8/2003	Rae	D22/118

* cited by examiner

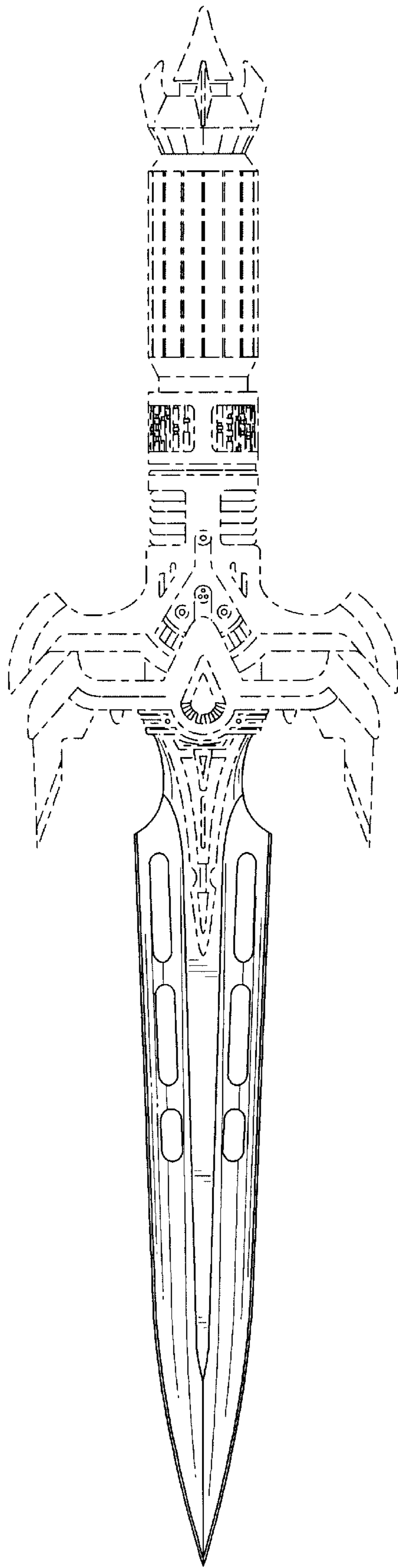


FIG. 1

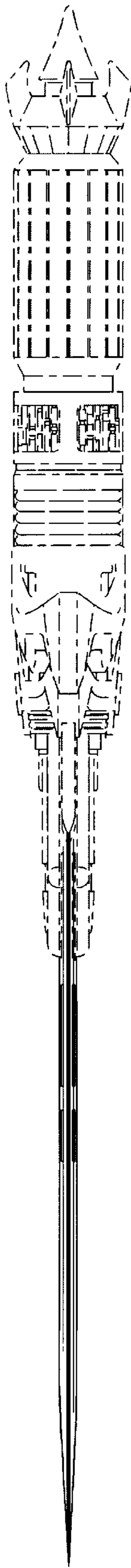


FIG. 2

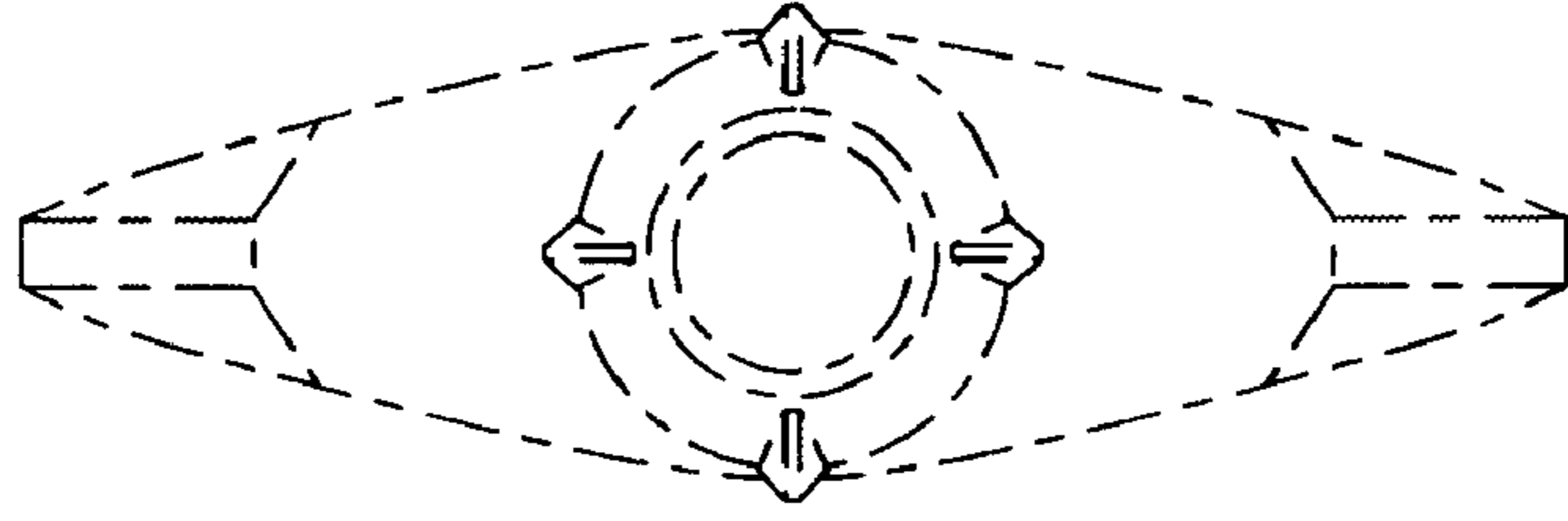


FIG. 4

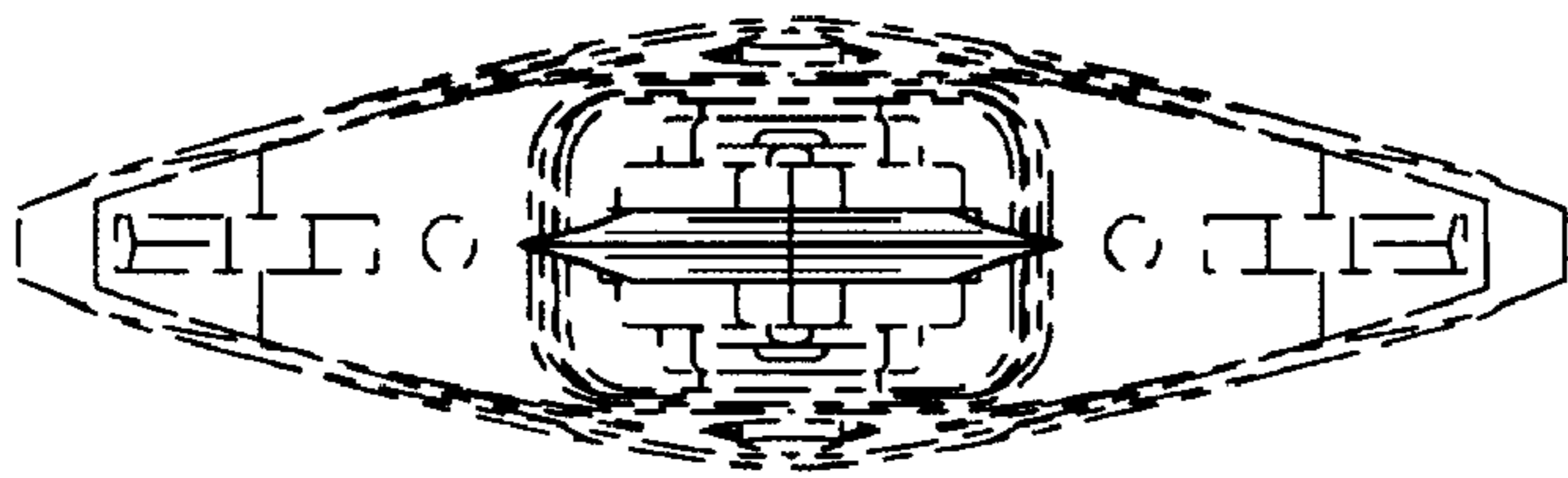


FIG. 3