



US00D485584S

(12) **United States Design Patent**
Lovullo et al.

(10) **Patent No.:** **US D485,584 S**

(45) **Date of Patent:** **** Jan. 20, 2004**

(54) **COMBINED BUBBLE WAND AND CONTAINER**

(75) Inventors: **Lori Lovullo**, Winfield, IL (US); **Judy Cutler**, Villa Park, IL (US)

(73) Assignee: **Wilton Industries, Inc.**, Woodridge, IL (US)

(**) Term: **14 Years**

(21) Appl. No.: **29/180,345**

(22) Filed: **Apr. 22, 2003**

(51) **LOC (7) Cl.** **21-01**

(52) **U.S. Cl.** **D21/402**

(58) **Field of Search** D21/398, 401, D21/402; D9/338, 505, 418, 435, 436, 439, 443, 447; D28/7, 76, 77; 446/15, 16, 18, 21; 215/227, 228, 296, 305, 355, DIG. 1; 206/77.1, 207, 229, 804, 815; 401/6, 8, 126-128

(56) **References Cited**

U.S. PATENT DOCUMENTS

729,835	A	*	6/1903	Barnes et al.	215/299
D190,204	S	*	4/1961	Muller	D9/443
3,064,387	A		11/1962	Campbell		
3,109,255	A		11/1963	Hein		
D226,070	S	*	1/1973	Alaska	D9/436
3,818,627	A		6/1974	Lebensfeld		
D235,030	S	*	4/1975	Ziff	D21/402
4,180,938	A		1/1980	La Fata et al.		

D261,212	S	*	10/1981	Mills	D9/435
D296,524	S	*	7/1988	Schneider	D9/439
5,183,428	A		2/1993	Lin		
5,653,620	A		8/1997	Lin		
5,839,936	A		11/1998	Lin		
D428,067	S		7/2000	Kort		
6,132,125	A		10/2000	Lin		
D437,614	S		2/2001	Lin		
6,386,935	B1		5/2002	Lin		
D476,231	S	*	6/2003	Paquette	D9/439

* cited by examiner

Primary Examiner—Philip S. Hyder

Assistant Examiner—C Tuttle

(74) *Attorney, Agent, or Firm*—Piper Rudnick LLP

(57) **CLAIM**

The ornamental design for the combined bubble wand and container, as shown and described.

DESCRIPTION

FIG. 1 is a front perspective view of the combined bubble wand and container;

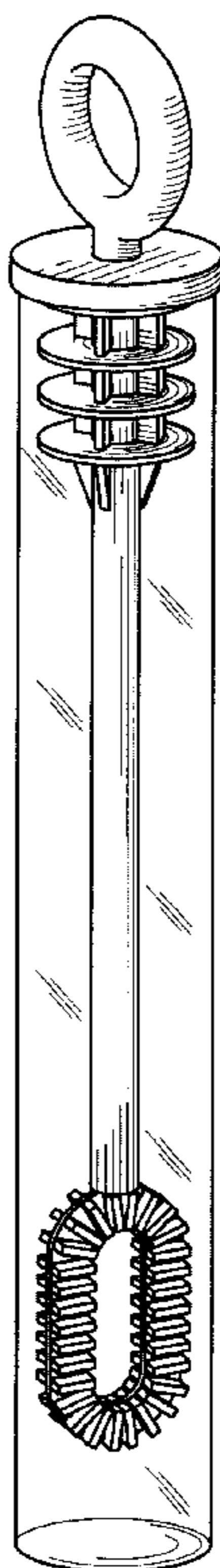
FIG. 2 is a top plan view of the combined bubble wand and container;

FIG. 3 is a bottom plan view of the combined bubble wand and container;

FIG. 4 is a side elevational view of the combined bubble wand and container, the opposite side view being the same; and,

FIG. 5 is a front elevational view of the combined bubble wand and container, the opposite side view being the same.

1 Claim, 1 Drawing Sheet



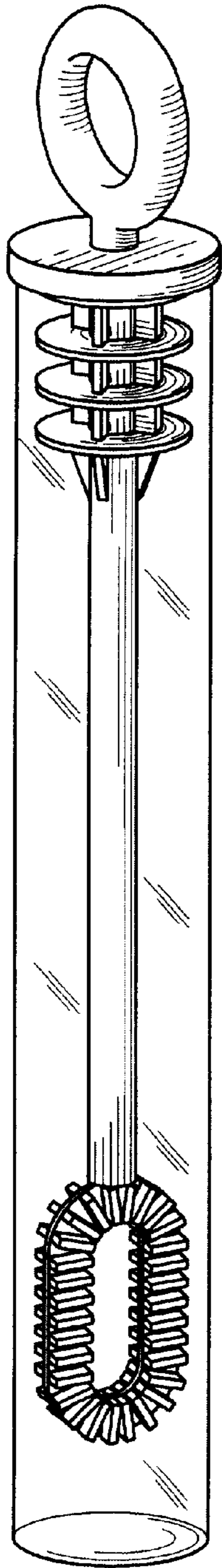


FIG. 1

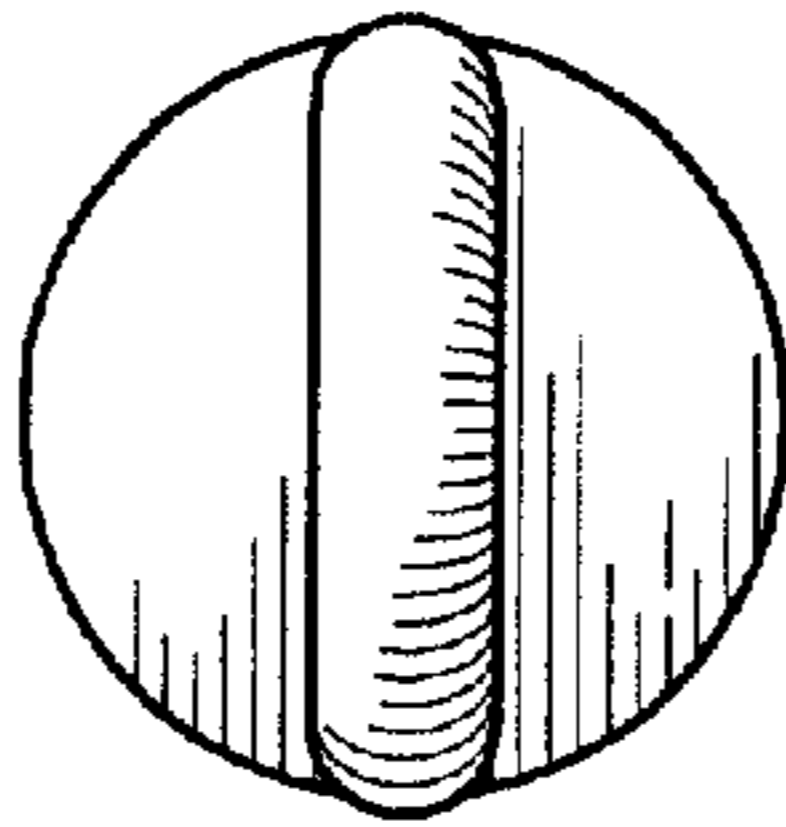


FIG. 2

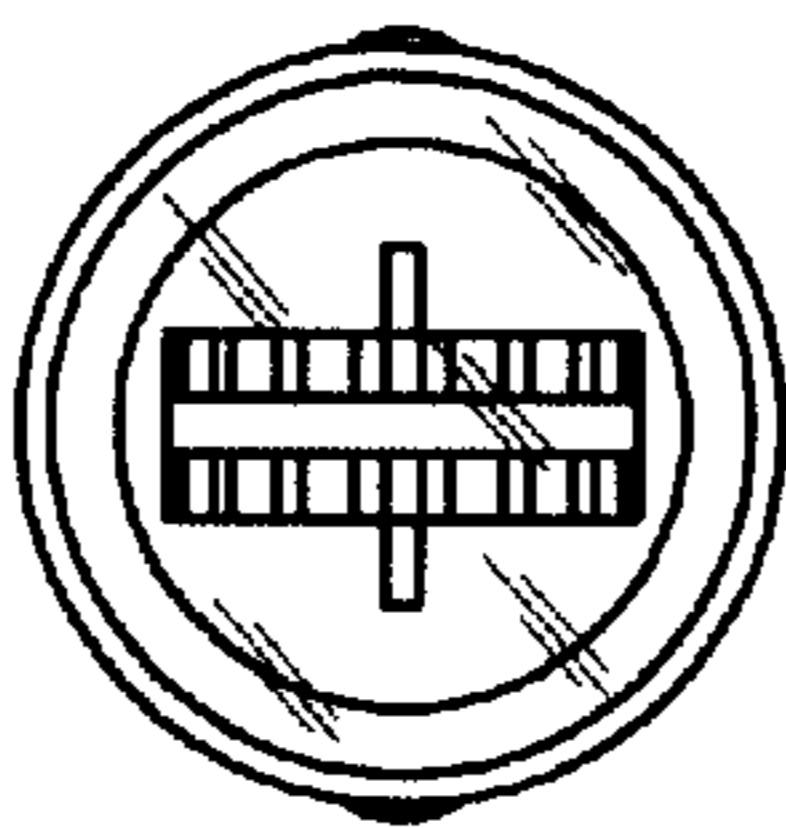


FIG. 3

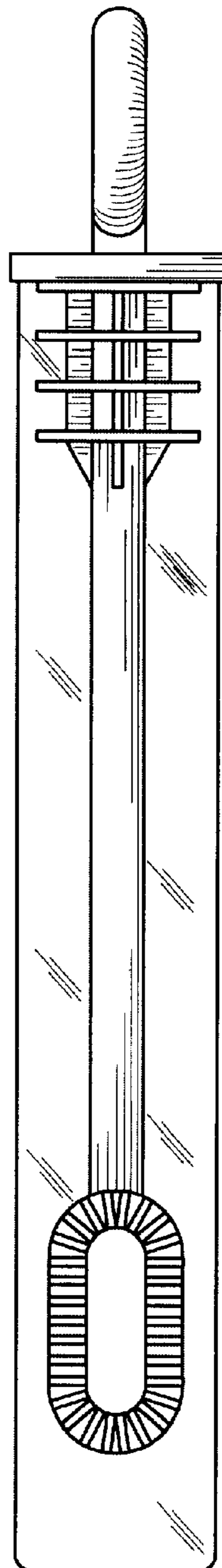


FIG. 4

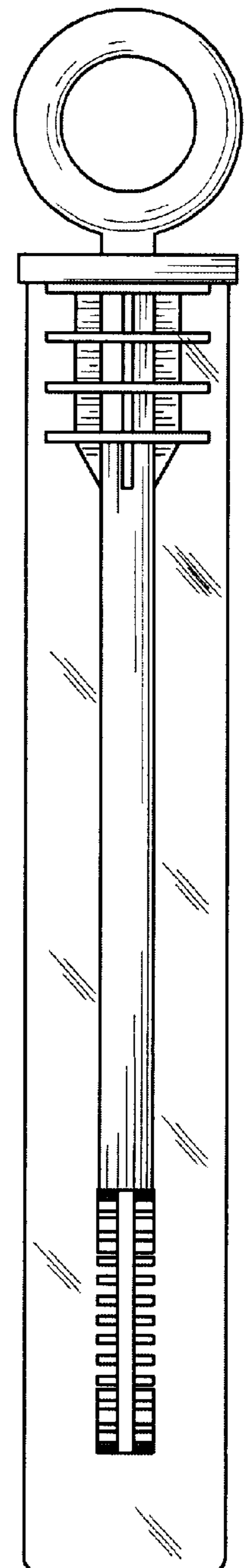


FIG. 5