



US00D485577S

(12) **United States Design Patent**
Lord et al.

(10) **Patent No.:** **US D485,577 S**

(45) **Date of Patent:** **** Jan. 20, 2004**

(54) **DISPENSING PEN BODY**

(75) Inventors: **Steven F. Lord**, Rumford, RI (US);
Warren N. Strong, Coventry, RI (US)

(73) Assignee: **Nordson Corporation**, Westlake, OH
(US)

(**) Term: **14 Years**

(21) Appl. No.: **29/183,553**

(22) Filed: **Jun. 13, 2003**

Related U.S. Application Data

(62) Division of application No. 29/152,612, filed on Dec. 20,
2001, now Pat. No. Des. 477,845.

(51) **LOC (7) Cl.** **19-02**

(52) **U.S. Cl.** **D19/66**

(58) **Field of Search** D19/35, 36, 41-51,
D19/53-58, 81-85, 65, 66, 70, 71; D9/337,
338; 401/196, 198, 129, 260-266, 116,
176, 186; 222/519, 541.5

(56) **References Cited**

U.S. PATENT DOCUMENTS

- 4,543,005 A * 9/1985 Kuboshima 401/260
- 4,798,582 A * 1/1989 Sarath et al. 604/47
- 4,813,870 A * 3/1989 Pitzen et al. 222/207 X
- 4,913,175 A * 4/1990 Yokosuka et al. 401/199 X
- 4,960,340 A * 10/1990 Tamiya et al. 401/186

- 5,022,563 A 6/1991 Marchitto et al. 222/327
- D333,838 S * 3/1993 Gabel D19/66
- 5,358,349 A * 10/1994 Burroughs et al. 401/184
- D353,397 S * 12/1994 Banik D19/66
- D380,046 S * 6/1997 Domanowski D19/55 X
- D384,162 S 9/1997 Husar et al. D24/222
- D469,178 S 1/2003 Courteix D24/130

OTHER PUBLICATIONS

EFD, *Ultra™ Dispense Components*, www.efd-inc.com
website, 5 pgs., Nov., 2001.

* cited by examiner

Primary Examiner—Martie K. Holtje

(74) *Attorney, Agent, or Firm*—Wood, Herron & Evans,
L.L.P.

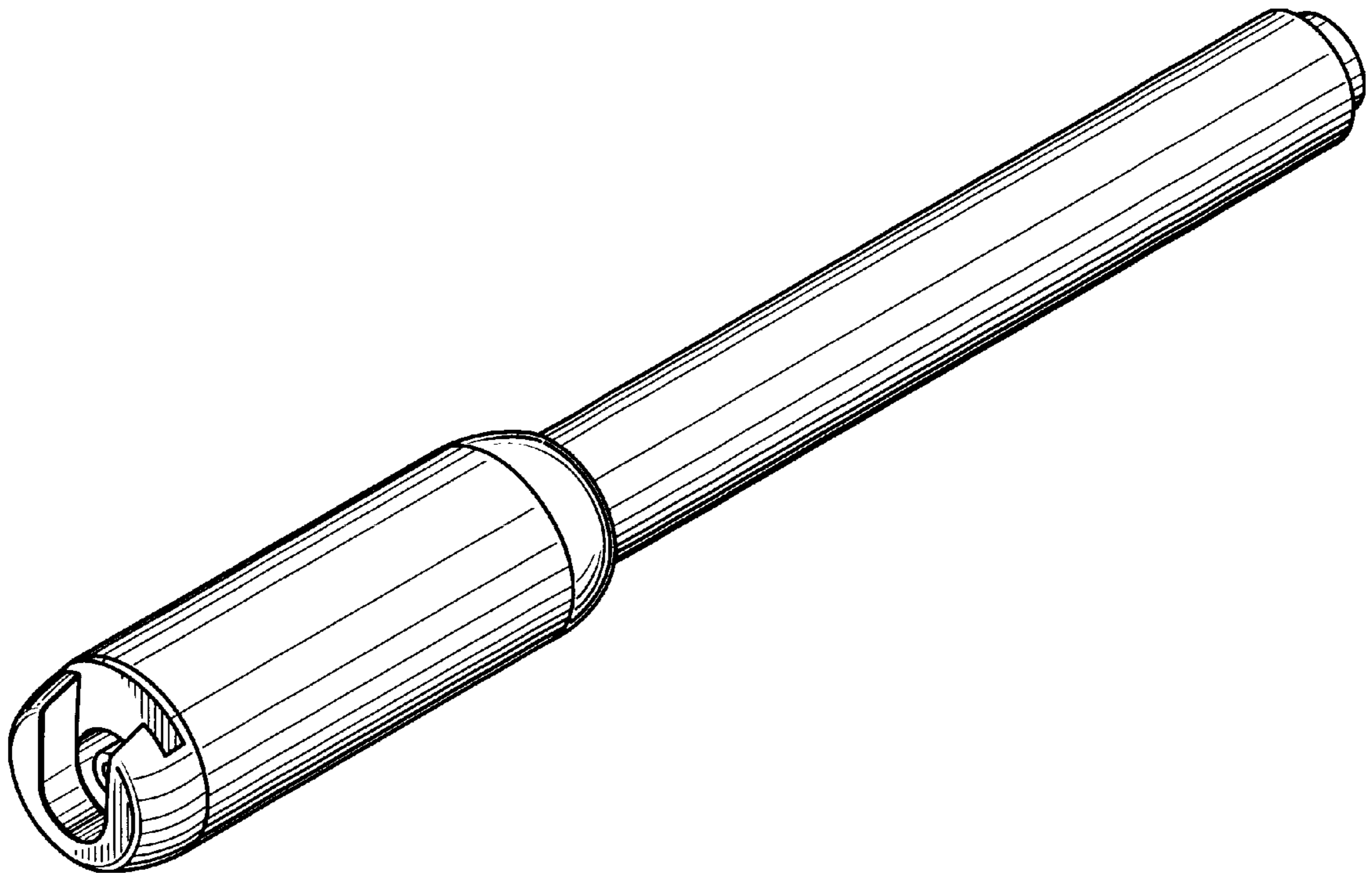
(57) **CLAIM**

The ornamental design for a dispensing pen body, as shown
and described.

DESCRIPTION

FIG. 1 is a perspective view of the invention illustrated as a
dispensing pen body;
FIG. 2 is a front view of FIG. 1, the rear view being a mirror
image of the front view;
FIG. 3 is a top view of FIG. 1;
FIG. 4 is a bottom view of FIG. 1;
FIG. 5 is a left side view of FIG. 1; and,
FIG. 6 is a right side view of FIG. 1.

1 Claim, 2 Drawing Sheets



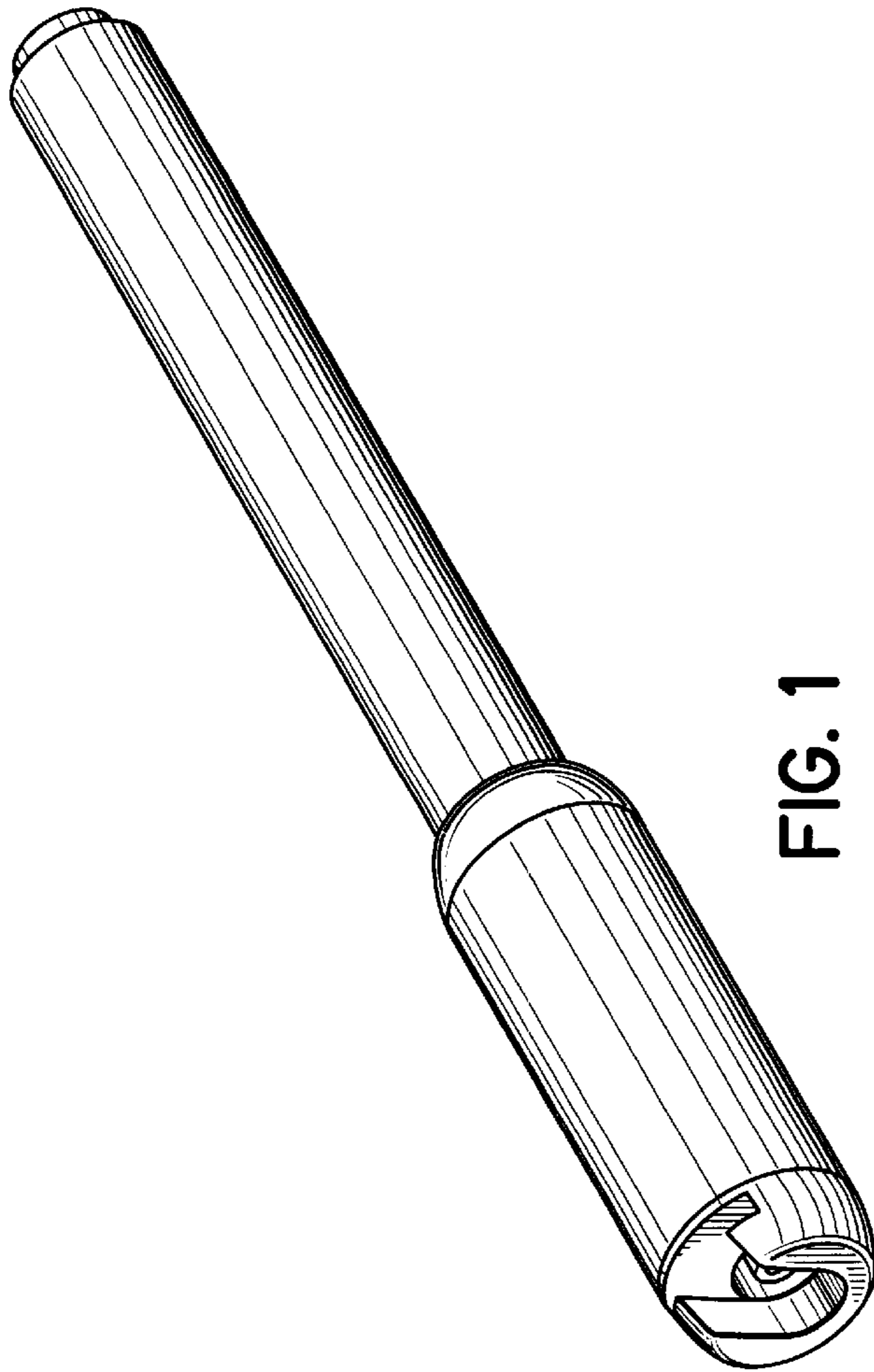


FIG. 1

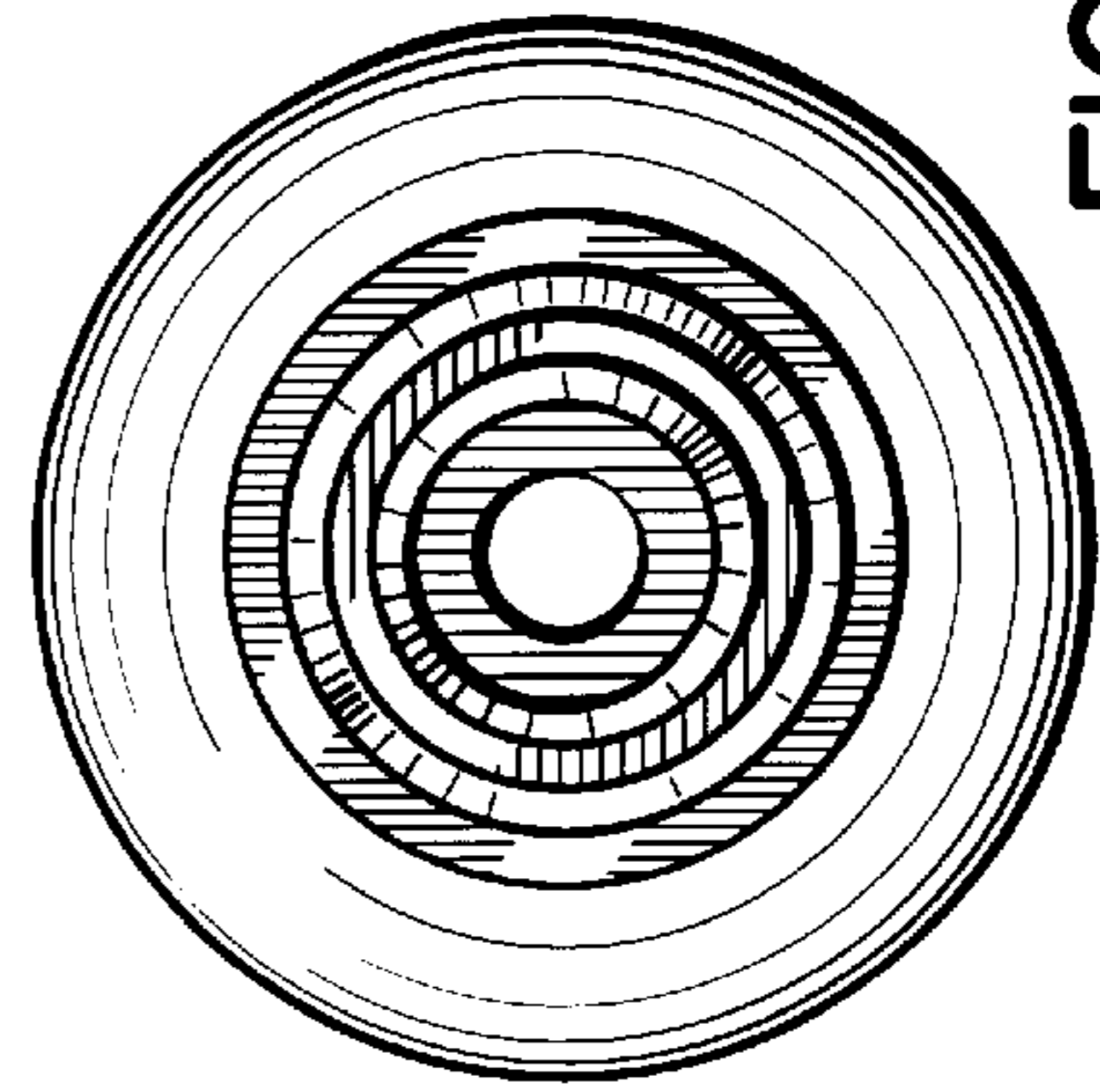


FIG. 6

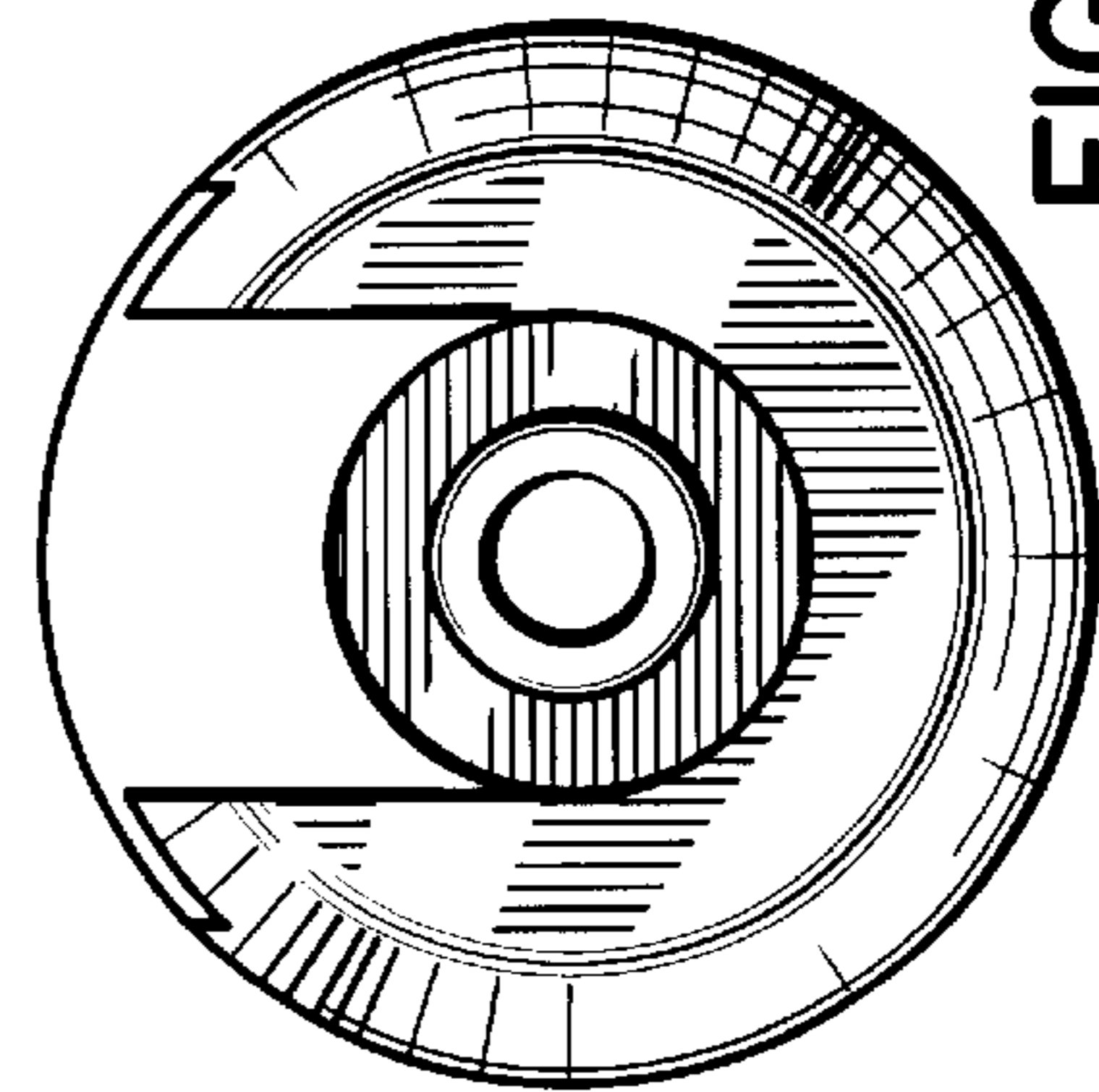


FIG. 5

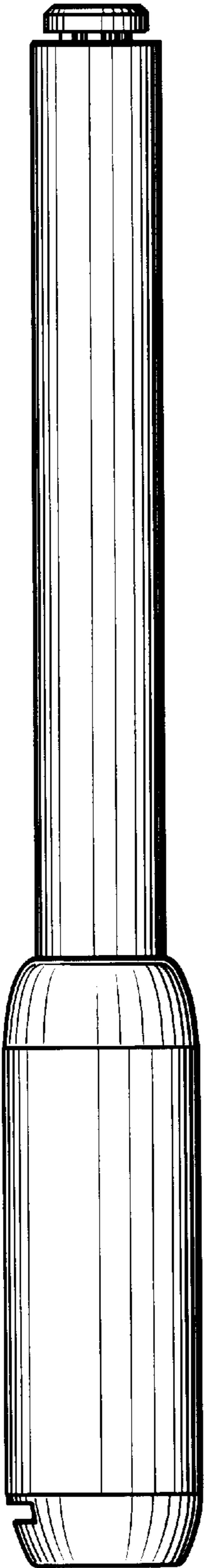


FIG. 2

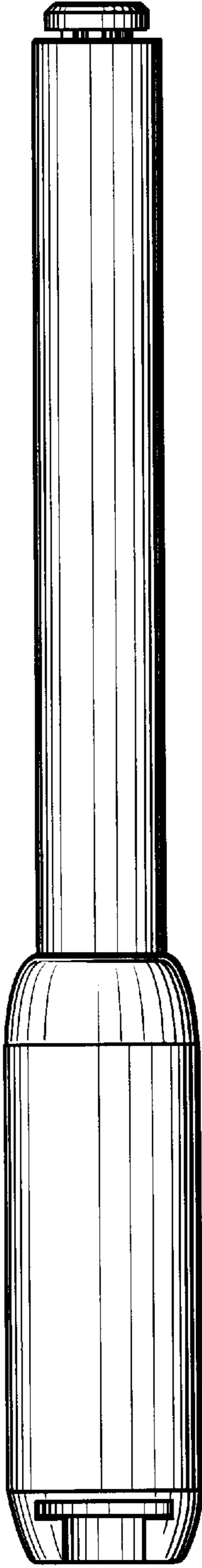


FIG. 3

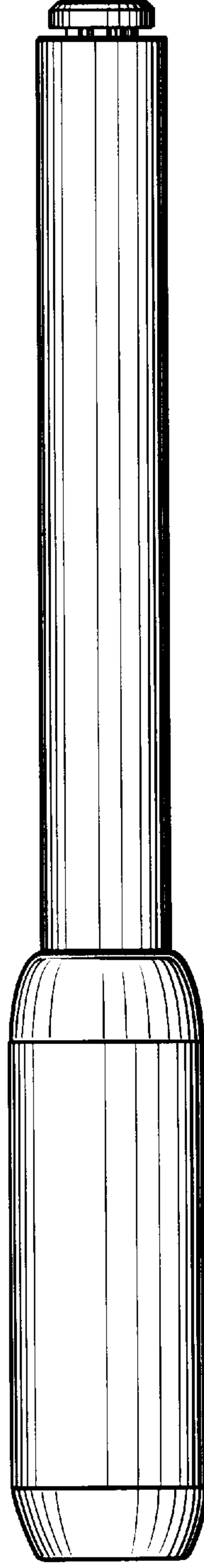


FIG. 4