



US00D485576S

(12) **United States Design Patent**
Burden et al.

(10) **Patent No.:** **US D485,576 S**

(45) **Date of Patent:** **** Jan. 20, 2004**

(54) **WRITING INSTRUMENT**

(75) Inventors: **Kevin S. Burden**, Palm Harbor, FL
(US); **Arthur R. Hamilton**, Indian
Rocks Beach, FL (US)

(73) Assignee: **Societe Bic, S.A.**, Clichy (FR)

(**) Term: **14 Years**

(21) Appl. No.: **29/179,487**

(22) Filed: **Apr. 10, 2003**

(51) **LOC (7) Cl.** **19-06**

(52) **U.S. Cl.** **D19/51; D19/50**

(58) **Field of Search** D19/35, 36, 41-51,
D19/53-58, 81-85; 401/6, 7, 88, 99, 100,
101, 102, 103-106, 107, 110, 111-117,
209, 128, 17, 18

(56) **References Cited**

U.S. PATENT DOCUMENTS

3,246,657	A	*	4/1966	Roller, Sr.	401/128
4,213,717	A	*	7/1980	Lin	401/18
D352,961	S	*	11/1994	Zier	D19/51
6,273,627	B1	*	8/2001	Mittersinker et al.	401/117
D453,792	S	*	2/2002	Tung	D19/43
D457,185	S	*	5/2002	Ham	D19/36

D465,809	S	*	11/2002	Deluca et al.	D19/50
D466,934	S	*	12/2002	Schung	D19/50
D477,025	S	*	7/2003	Morrow	D19/51

* cited by examiner

Primary Examiner—Martie K. Holtje

(74) *Attorney, Agent, or Firm*—Pennie & Edmonds LLP

(57) **CLAIM**

The ornamental design for a writing instrument, as shown and described.

DESCRIPTION

FIG. 1 is a front right perspective view of an ornamental design for a writing instrument according to the present invention;

FIG. 2 is a front elevational view thereof;

FIG. 3 is a back elevational view thereof;

FIG. 4 is a right side elevational view thereof;

FIG. 5 is a left side elevational view thereof;

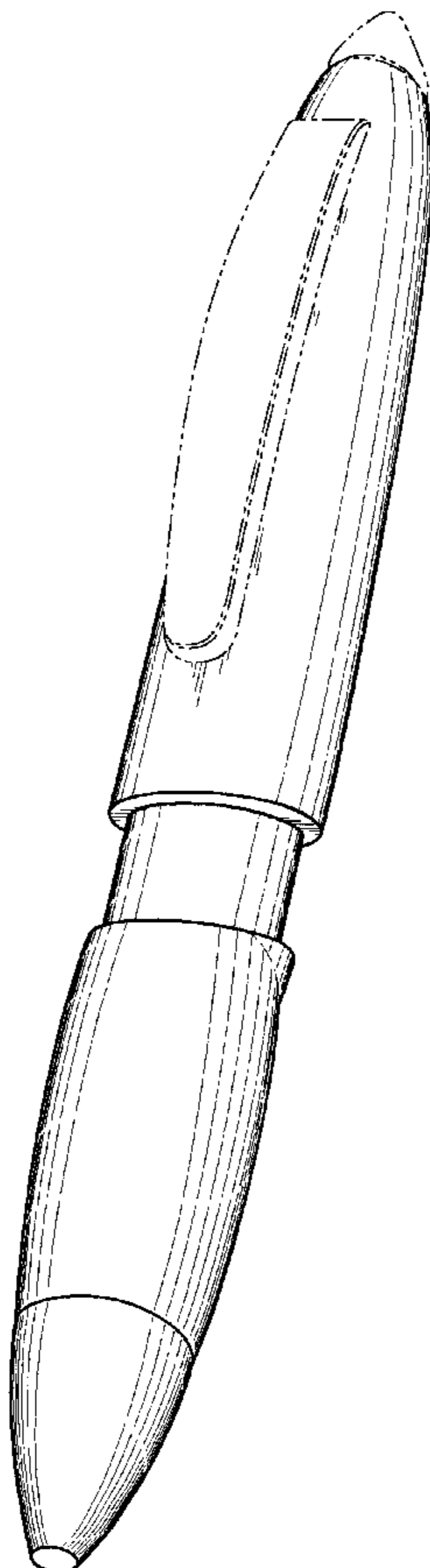
FIG. 6 is a bottom plan view thereof;

FIG. 7 is a top plan view thereof; and,

FIG. 8 is a front right perspective view in an exemplary use position.

All portions shown in broken lines are environmental and illustrative only and form no part of the claimed design.

1 Claim, 5 Drawing Sheets



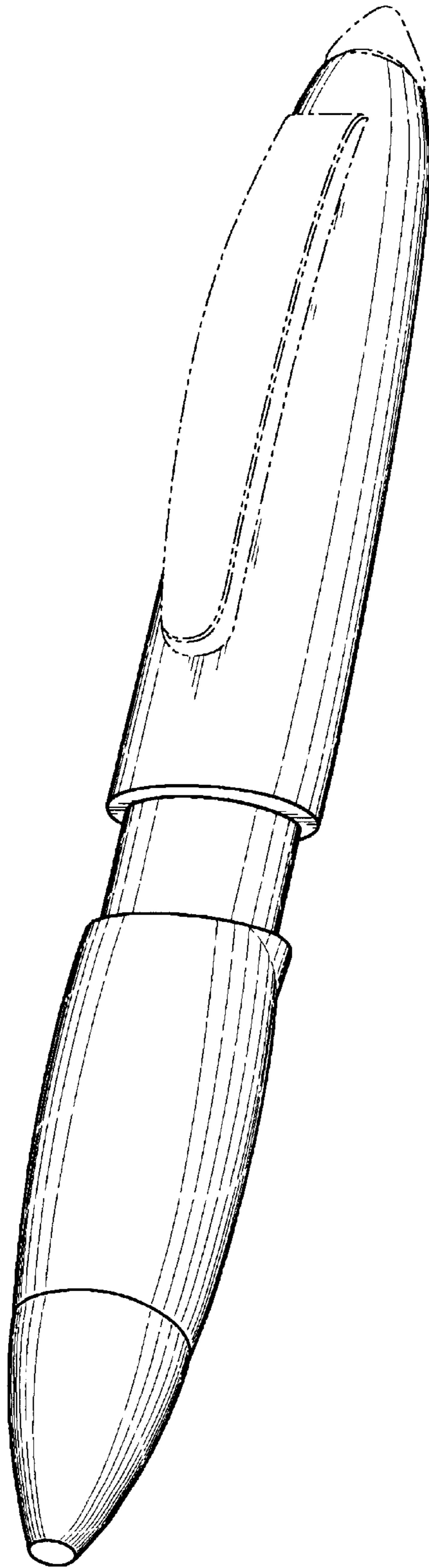


Fig. 1

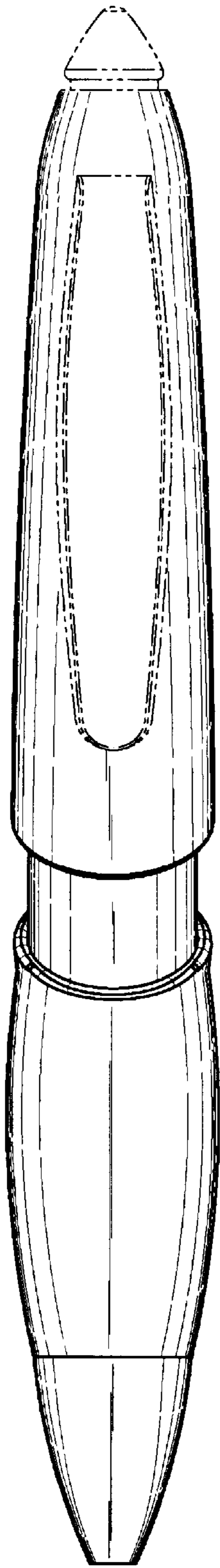


Fig. 2

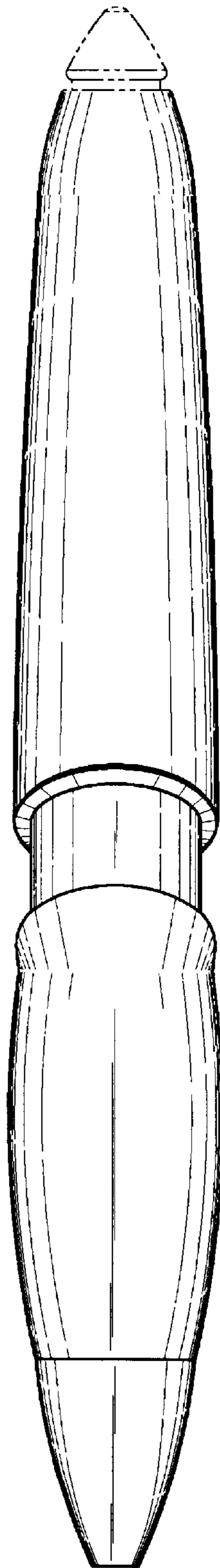


Fig. 3




Fig. 4

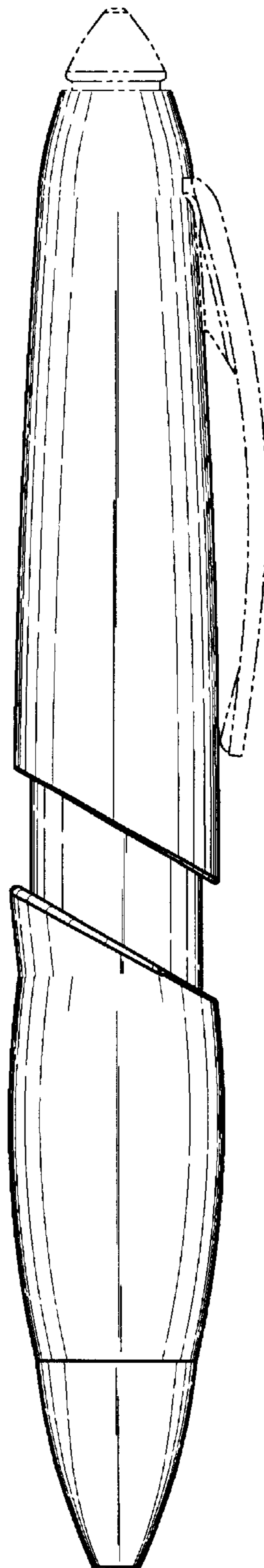


Fig. 5

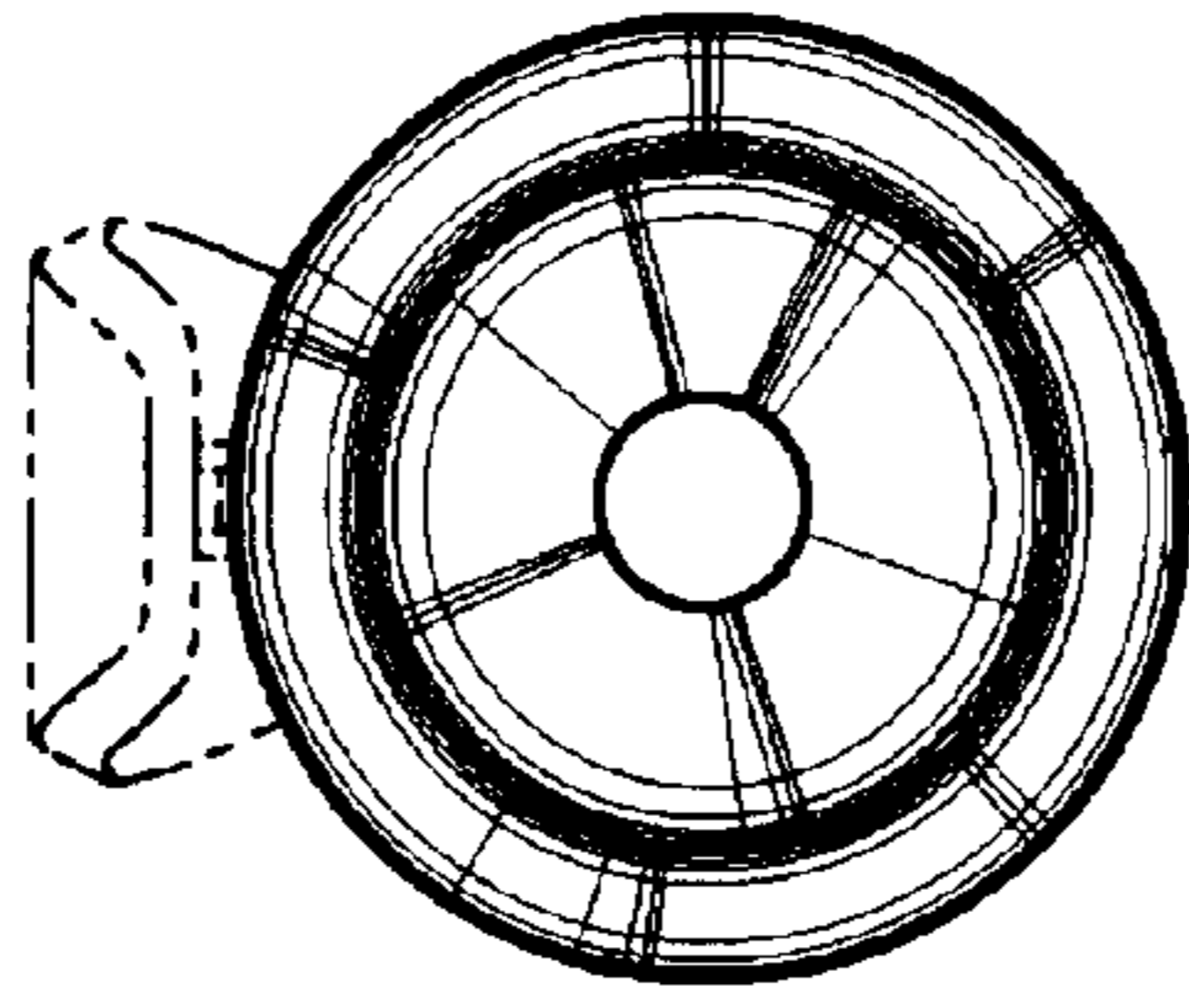


Fig. 6

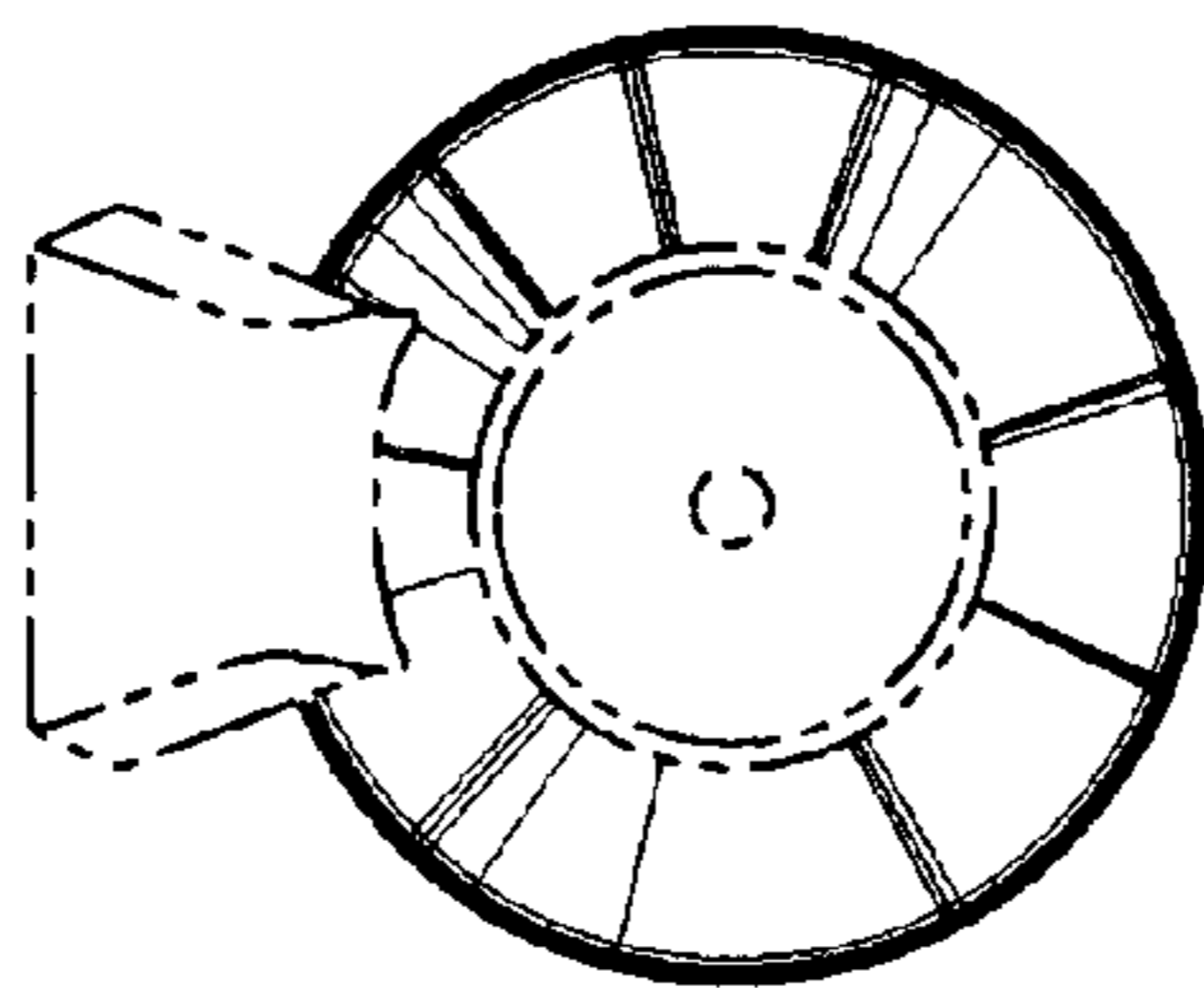


Fig. 7

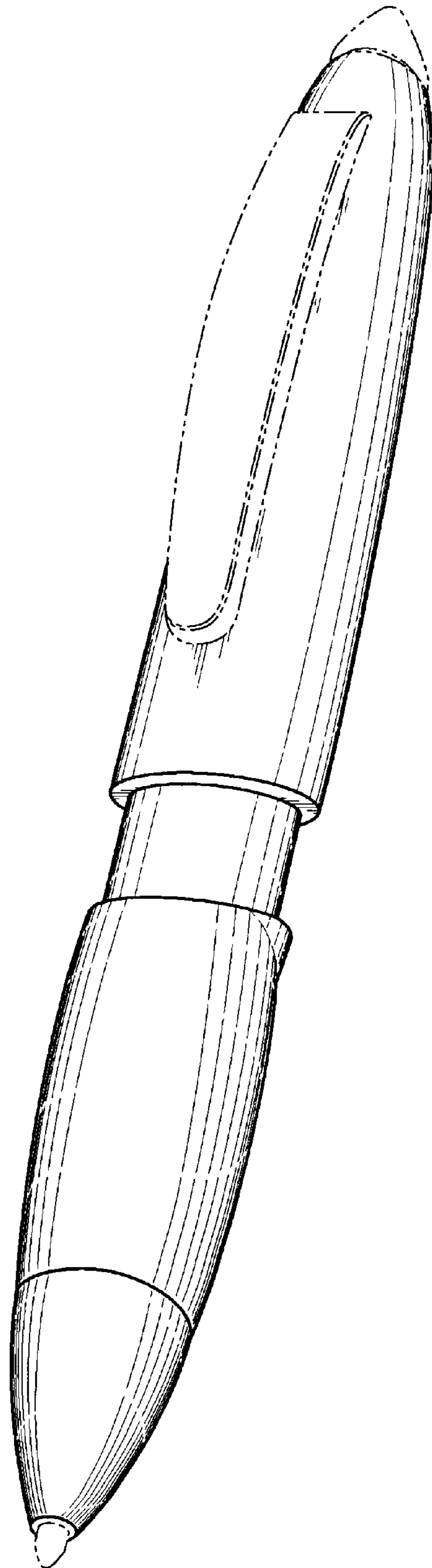


Fig. 8