



US00D485561S

(12) **United States Design Patent**
Hong et al.

(10) **Patent No.:** **US D485,561 S**

(45) **Date of Patent:** **** Jan. 20, 2004**

(54) **PCMCIA CARD**

(75) Inventors: **Fu-Long Hong**, Taipei (TW); **Yu-May Lin**, Keelung (TW)

(73) Assignee: **Benq Corporation**, Taoyuan Shien (TW)

(**) Term: **14 Years**

(21) Appl. No.: **29/178,008**

(22) Filed: **Mar. 18, 2003**

(30) **Foreign Application Priority Data**

Nov. 7, 2002 (TW) 91306422

(51) **LOC (7) Cl.** **14-02**

(52) **U.S. Cl.** **D14/436; D14/242**

(58) **Field of Search** D14/432-438,
D14/242, 240; 361/600, 622, 684, 724-728;
D13/182, 184, 164, 147, 123, 110; 379/433.01-433.13,
420.01-420.04, 440, 428.01-428.04

(56) **References Cited**

U.S. PATENT DOCUMENTS

D355,412 S * 2/1995 Rak et al. D14/242

5,913,174 A * 6/1999 Casarez et al. 455/557

D415,479 S * 10/1999 Yang et al. D14/436

6,183,308 B1 * 2/2001 Laity 439/676

D451,501 S * 12/2001 Sward et al. D14/242

6,353,534 B1 * 3/2002 Chen 361/684

* cited by examiner

Primary Examiner—Kay H. Chin

(74) *Attorney, Agent, or Firm*—Thomas, Kayden, Horstemeyer & Risley

(57) **CLAIM**

The ornamental design for a PCMCIA card, as shown and described.

DESCRIPTION

FIG. 1 is a perspective view of a PCMCIA card showing our new design;

FIG. 2 is a front elevational view thereof;

FIG. 3 is a left side elevational view thereof;


FIG. 4 is a right side elevational view thereof;

FIG. 5 is a top plain view thereof;

FIG. 6 is a bottom plain view thereof; and,

FIG. 7 is a rear elevational view thereof.

1 Claim, 7 Drawing Sheets






FIG. 1




FIG. 2



FIG. 3



FIG. 4




FIG. 5




FIG. 6

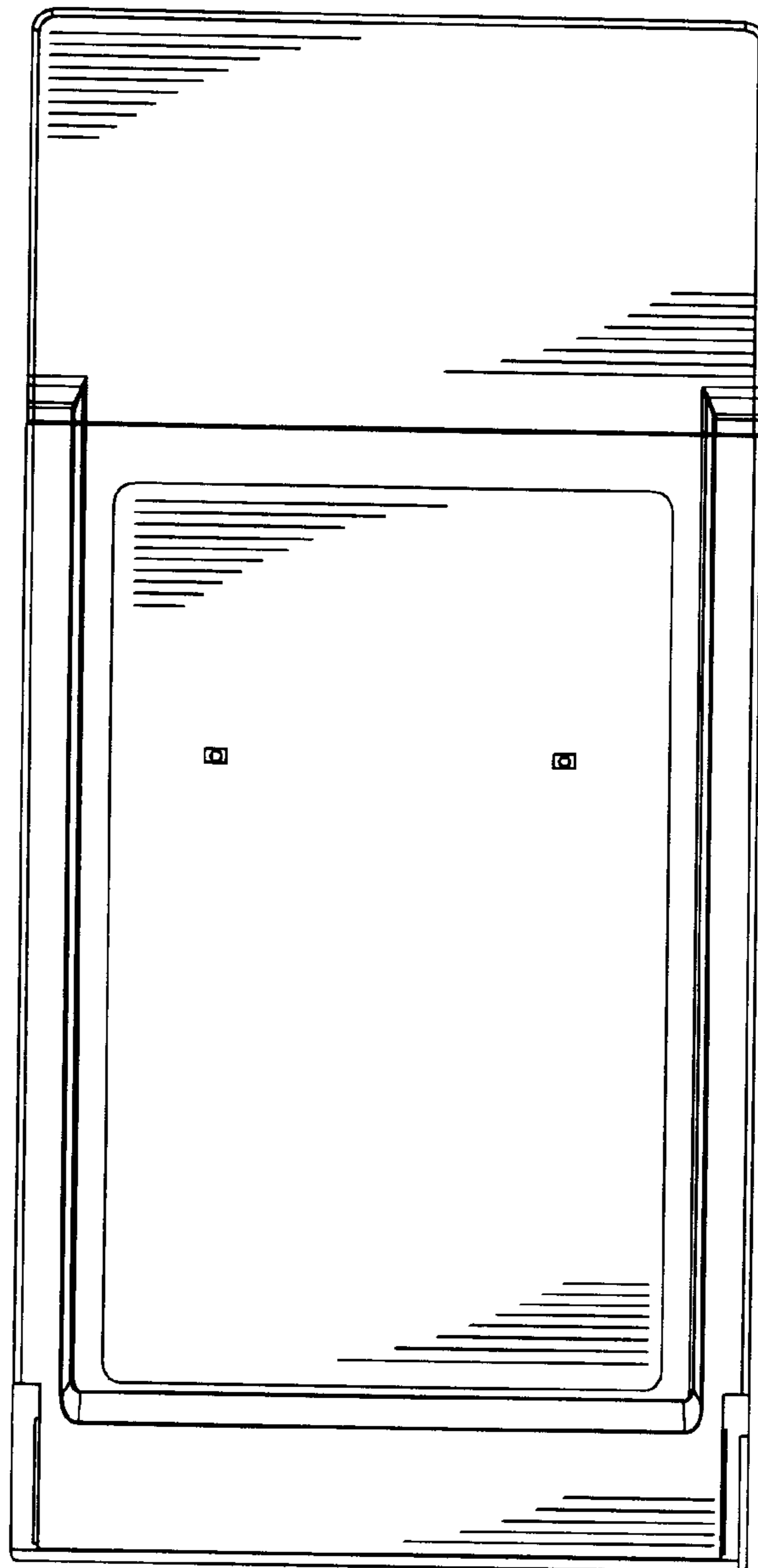


FIG. 7