



US00D485550S

(12) **United States Design Patent**
Deguchi et al.

(10) **Patent No.:** **US D485,550 S**

(45) **Date of Patent:** **** Jan. 20, 2004**

(54) **MEDIA GATEWAY**

(75) Inventors: **Masaru Deguchi**, Tokyo (JP); **Katsumi Kayasima**, Tokyo (JP); **Muneyoshi Mikuni**, Tokyo (JP)

(73) Assignee: **NEC Corporation**, Tokyo (JP)

(**) Term: **14 Years**

(21) Appl. No.: **29/164,440**

(22) Filed: **Jul. 25, 2002**

(30) **Foreign Application Priority Data**

Jan. 28, 2002 (JP) 2002-001814

(51) **LOC (7) Cl.** **14-03**

(52) **U.S. Cl.** **D14/240**

(58) **Field of Search** D14/240-242,
D14/357; 360/69; 379/220.01, 221.01, 221.09,
221.14, 225, 93.09, 93.15, 156, 900, 338,
339; 381/124; D13/184

(56) **References Cited**

U.S. PATENT DOCUMENTS

D331,394 S * 12/1992 Kobayashi et al. D14/242

D383,139 S * 9/1997 Hill et al. D14/242

D392,645 S * 3/1998 Wakabayashi D14/240

D464,044 S * 10/2002 Wang et al. D14/240

D464,339 S * 10/2002 Tomino et al. D14/240

D471,541 S * 3/2003 Tomino et al. D14/240

D474,771 S * 5/2003 Deguchi et al. D14/240

FOREIGN PATENT DOCUMENTS

WO DM/053528 * 8/2000 14/3

WO DM/058856 * 3/2001 14/3

* cited by examiner

Primary Examiner—Charles A. Rademaker

(74) *Attorney, Agent, or Firm*—Sughrue Mion, PLLC

(57) **CLAIM**

The ornamental design for a media gateway, as shown.

DESCRIPTION

FIG. 1 is a perspective view of the top, front and right side of a media gateway showing our new design; FIG. 2 is a front elevational view thereof; FIG. 3 is a rear elevational view thereof; FIG. 4 is a left side elevational view thereof; FIG. 5 is a right side elevational view thereof; FIG. 6 is a top plan view thereof; and, FIG. 7 is a bottom plan view thereof.

1 Claim, 3 Drawing Sheets

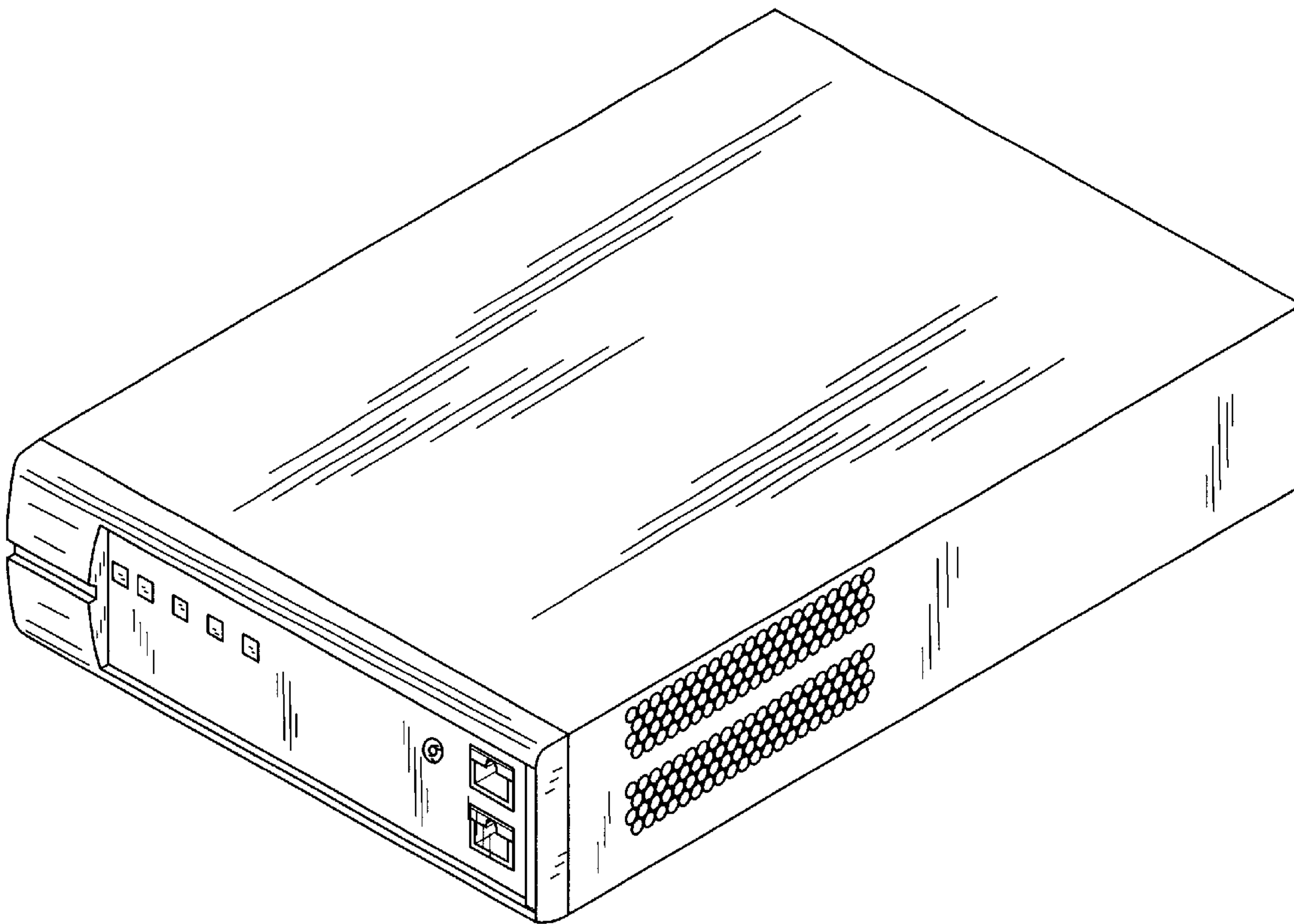


FIG. 1

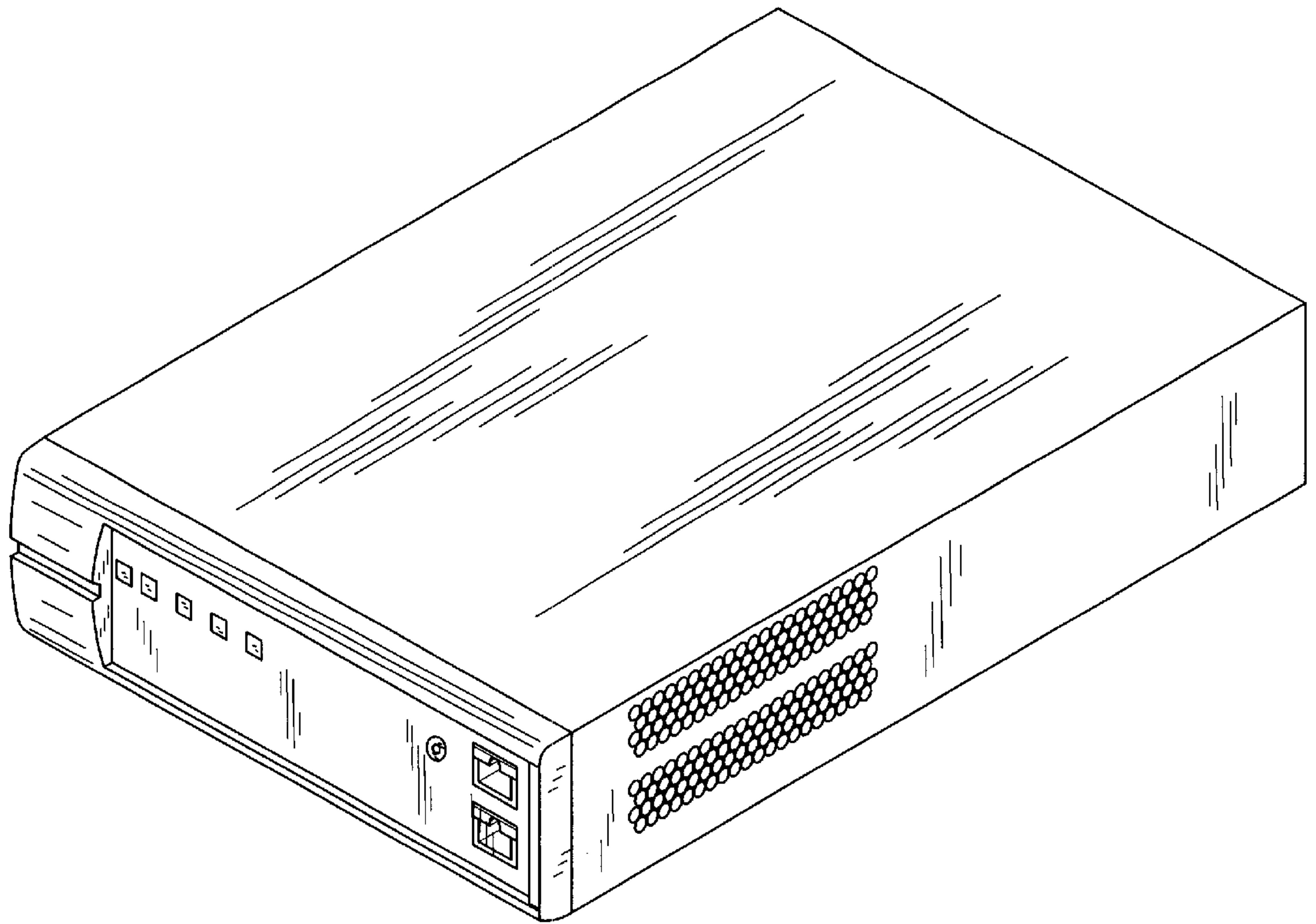


FIG. 2

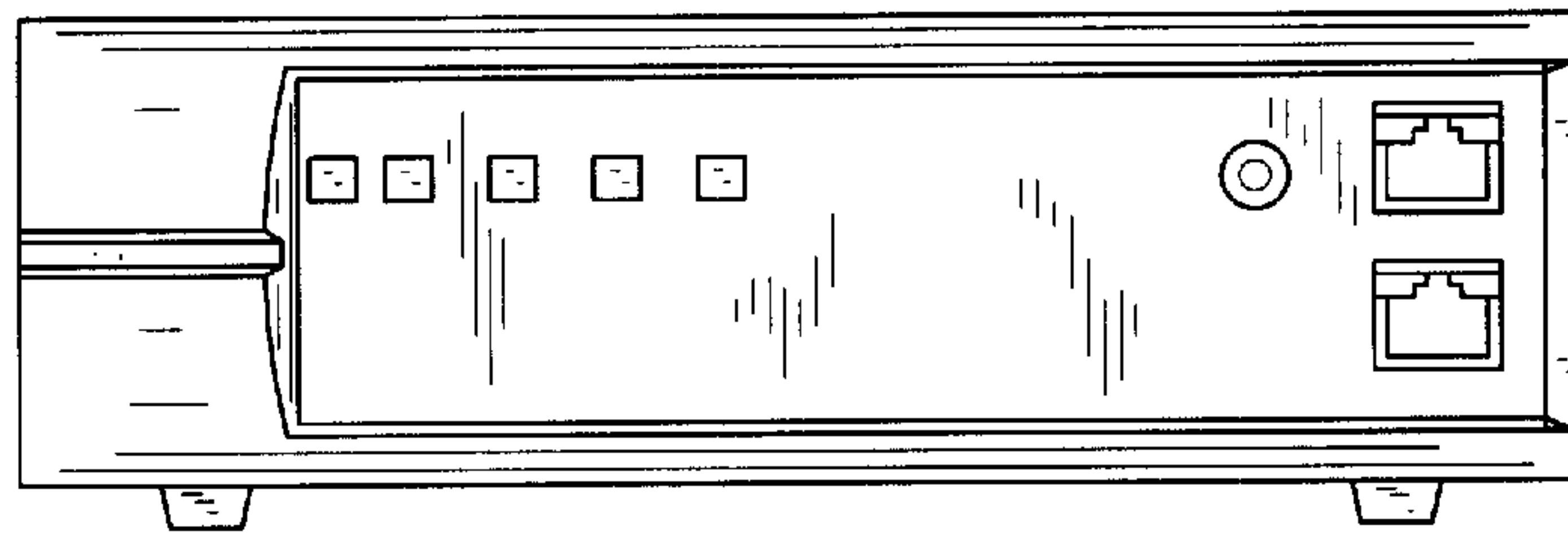


FIG. 3

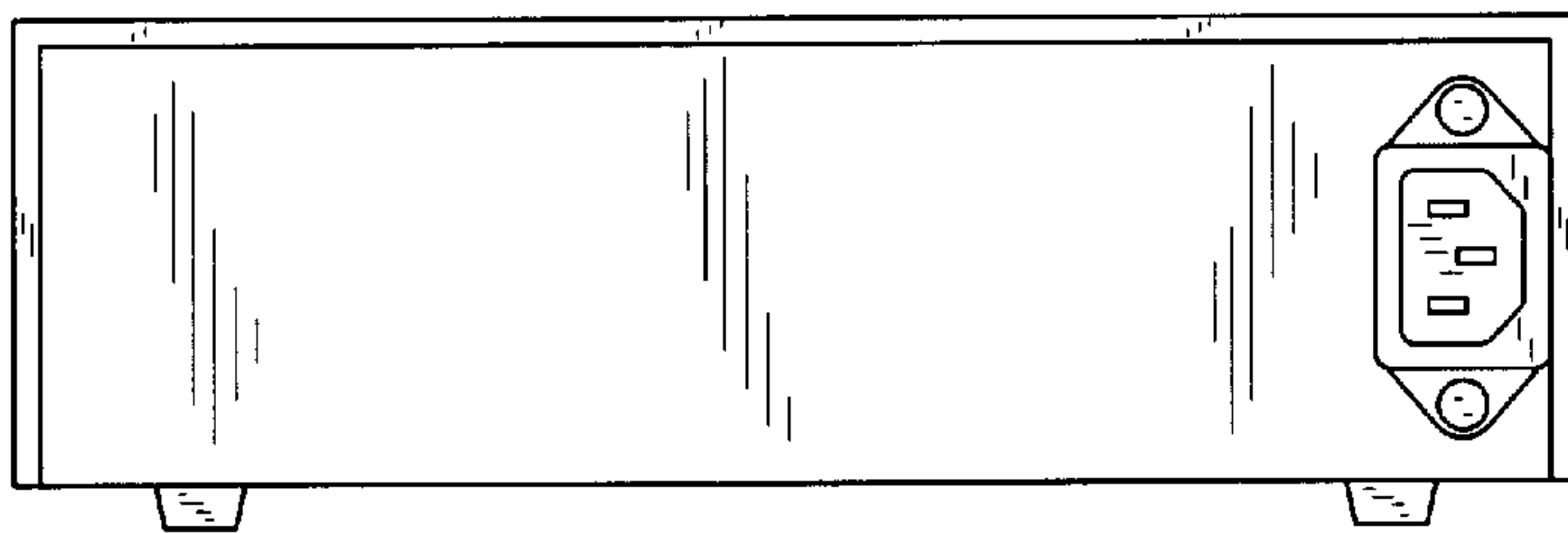


FIG. 4

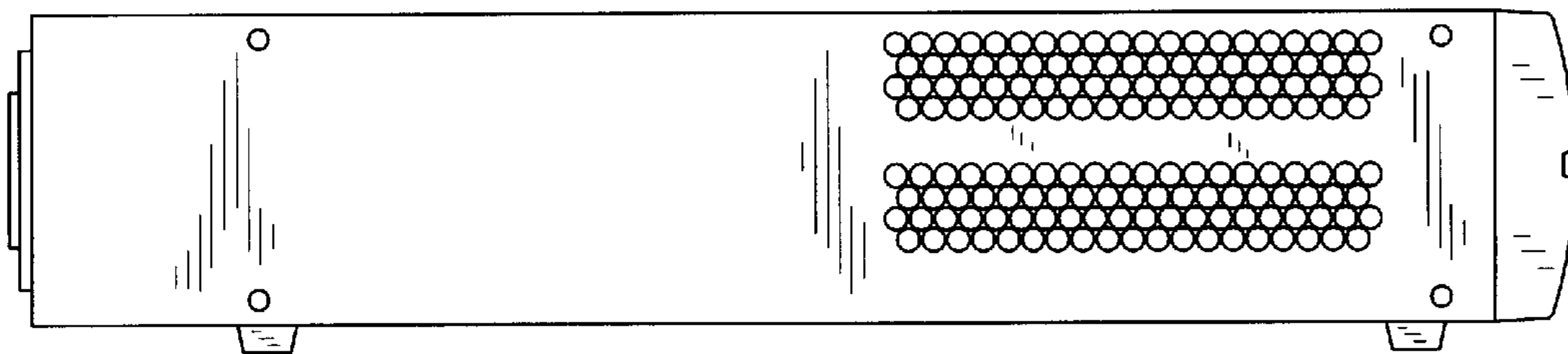


FIG. 5

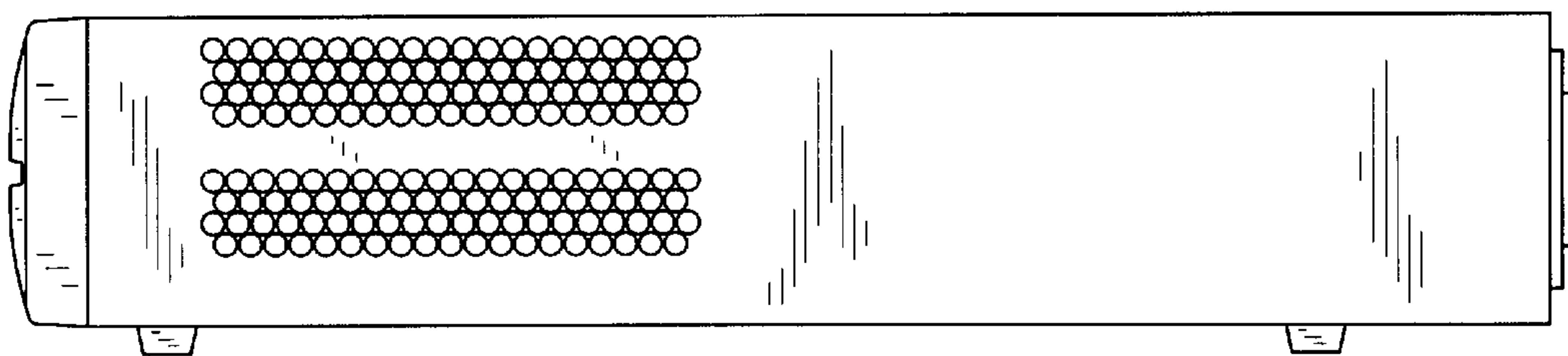


FIG. 6




FIG. 7

