



US00D485542S

(12) **United States Design Patent**
Wu et al.

(10) **Patent No.:** **US D485,542 S**

(45) **Date of Patent:** **** Jan. 20, 2004**

(54) **DIGITAL VIDEO DISC PLAYER**

D442,933 S * 5/2001 Sawai D14/156
D447,738 S * 9/2001 Usami et al. D14/136

(75) Inventors: **Wen-Ming Wu**, Taipei (TW);
Chun-Ting Wu, Banchiau (TW);
Chien-Jui Wang, Taipei (TW);
Chun-Hsiung Yin, Tainan (TW)

* cited by examiner

Primary Examiner—Nanda Bondade
(74) *Attorney, Agent, or Firm*—Thomas, Kayden,
Horstemeyer & Risley

(73) Assignee: **Benq Corporation**, Taoyuan Shien
(TW)

(57) **CLAIM**

(**) Term: **14 Years**

The ornamental design for a digital video disc player, as shown and described.

(21) Appl. No.: **29/181,482**

DESCRIPTION

(22) Filed: **May 12, 2003**

(30) **Foreign Application Priority Data**

Mar. 11, 2003 (TW) 92301378

(51) **LOC (7) Cl.** **14-01**

(52) **U.S. Cl.** **D14/136**

(58) **Field of Search** D14/135–136,
D14/156–157, 167–168, 188, 318–319,
496, 132, 129; 369/75.1, 75.2, 77.1, 77.2;
455/344, 347, 350–351

FIG. 1 is a front, top and right side perspective view of a digital video disc player showing our new design; FIG. 2 is a front elevational view thereof; FIG. 3 is a left side elevational view thereof; FIG. 4 is a right side elevational view thereof; FIG. 5 is a top plan view thereof; FIG. 6 is a bottom plan view thereof; FIG. 7 is a rear elevational view thereof. FIG. 8 is a rear, top and left side perspective view thereof with the cover in the open position; and, FIG. 9 is a reduced front, top and right side perspective view thereof combined with a portable LCD monitor.


The broken lines showing environmental structure are for illustrative purposes only, and form no part of the claimed design.

(56) **References Cited**

U.S. PATENT DOCUMENTS

5,870,367 A * 2/1999 Yamamori 369/75.1
D424,050 S * 5/2000 Sakamoto et al. D14/136
D442,580 S * 5/2001 Wolff et al. D14/318

1 Claim, 9 Drawing Sheets






FIG. 1

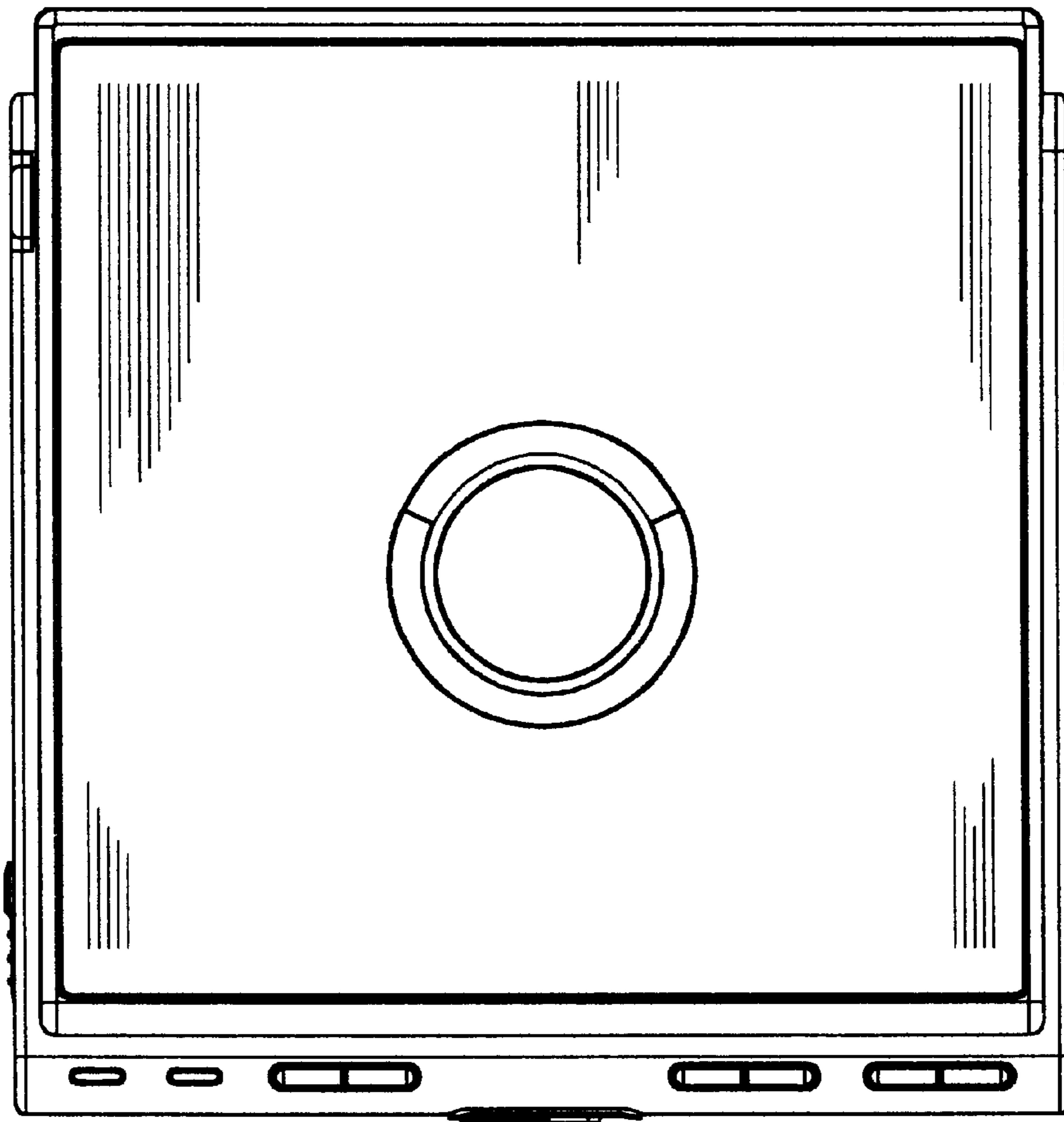


FIG. 2




FIG. 3

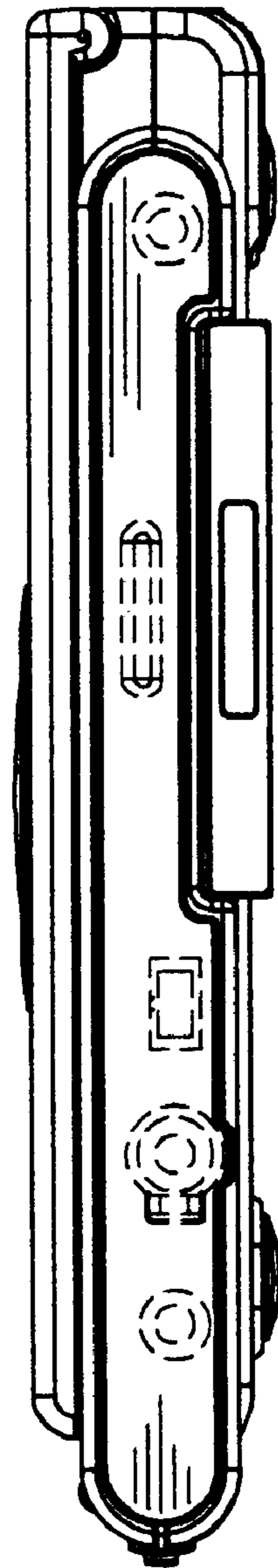


FIG. 4

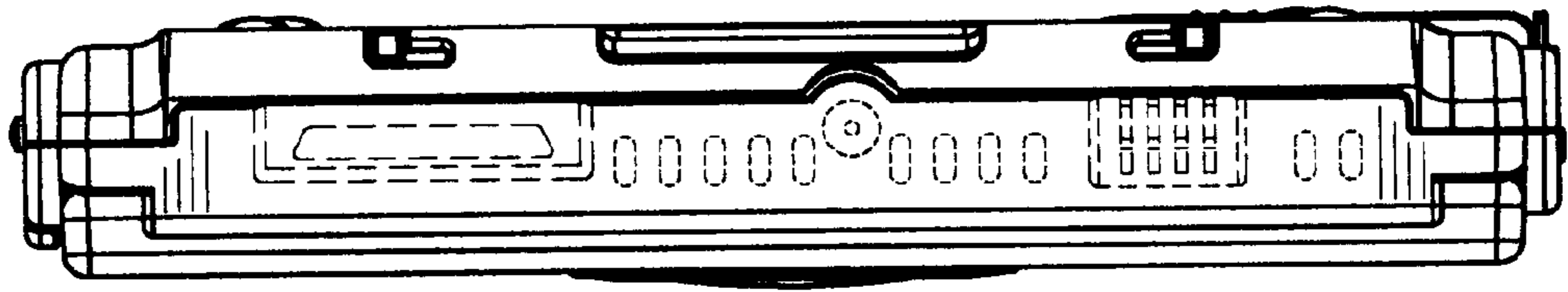


FIG. 5

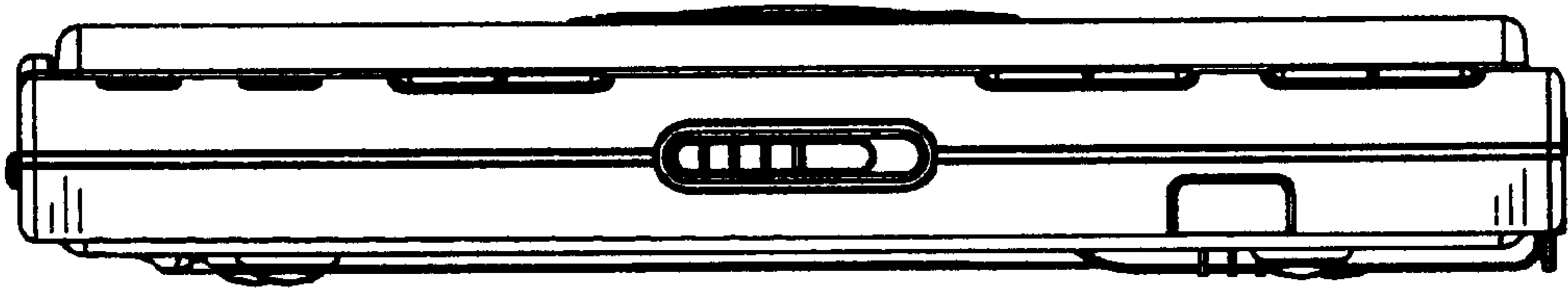


FIG. 6

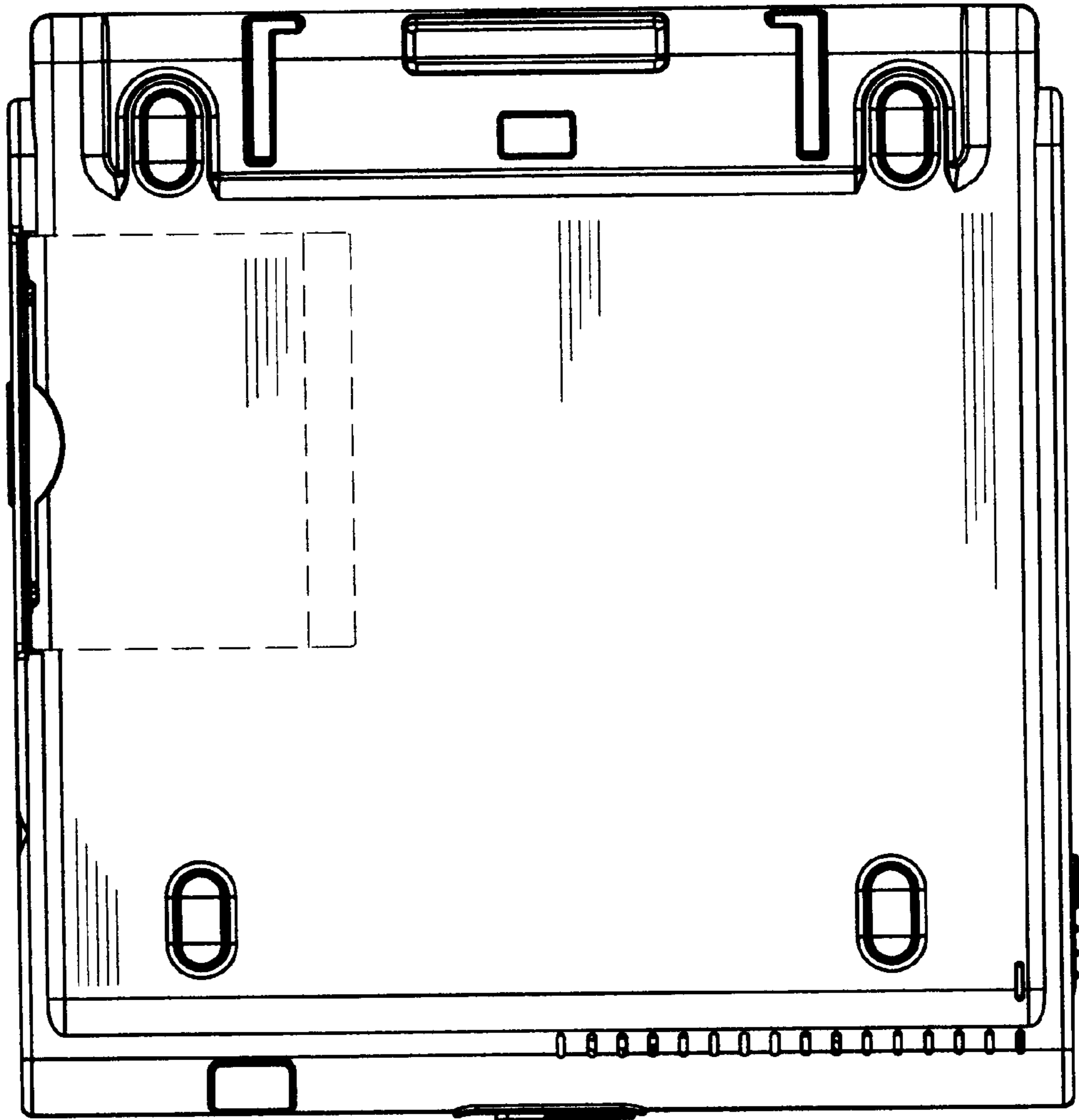


FIG. 7

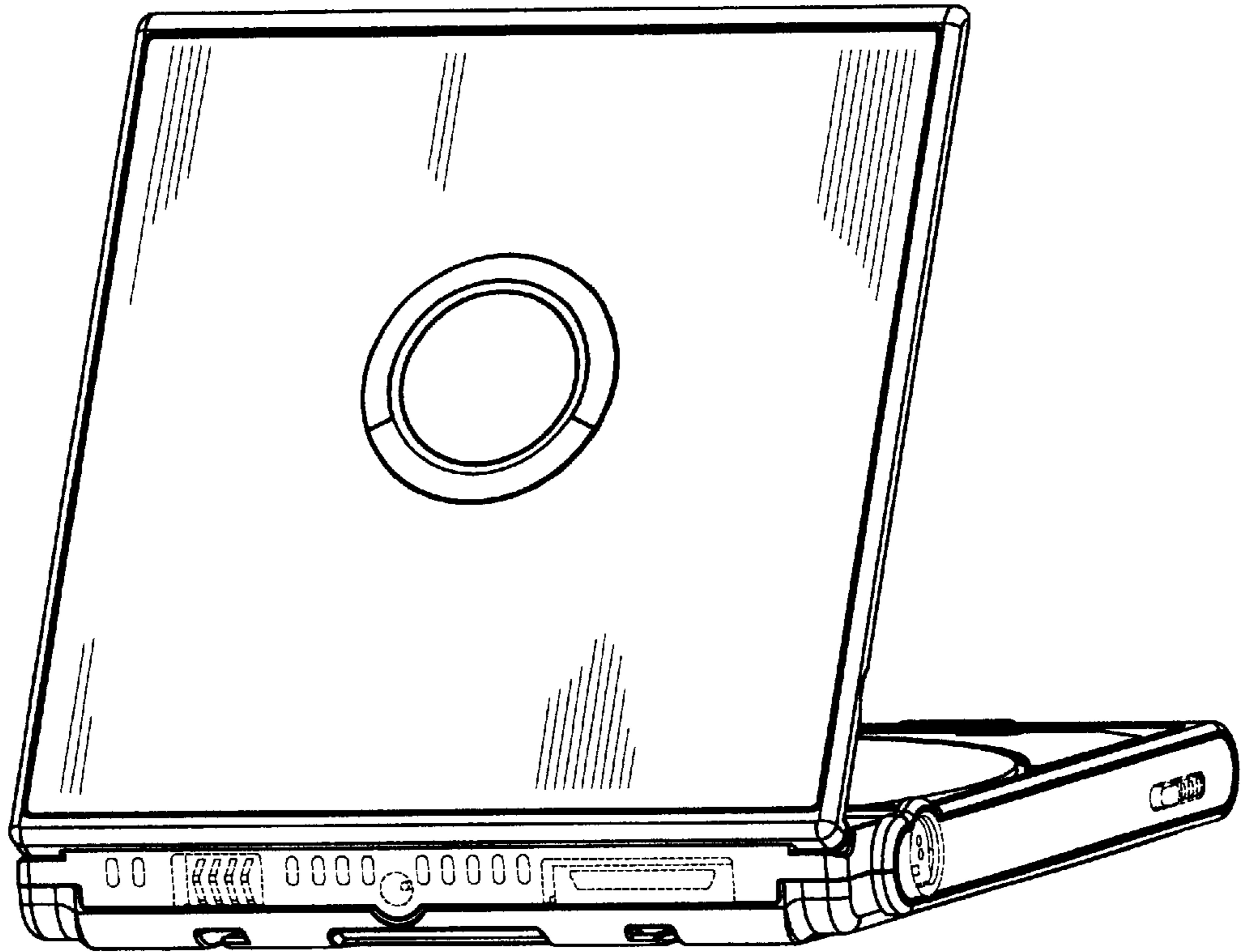


FIG. 8

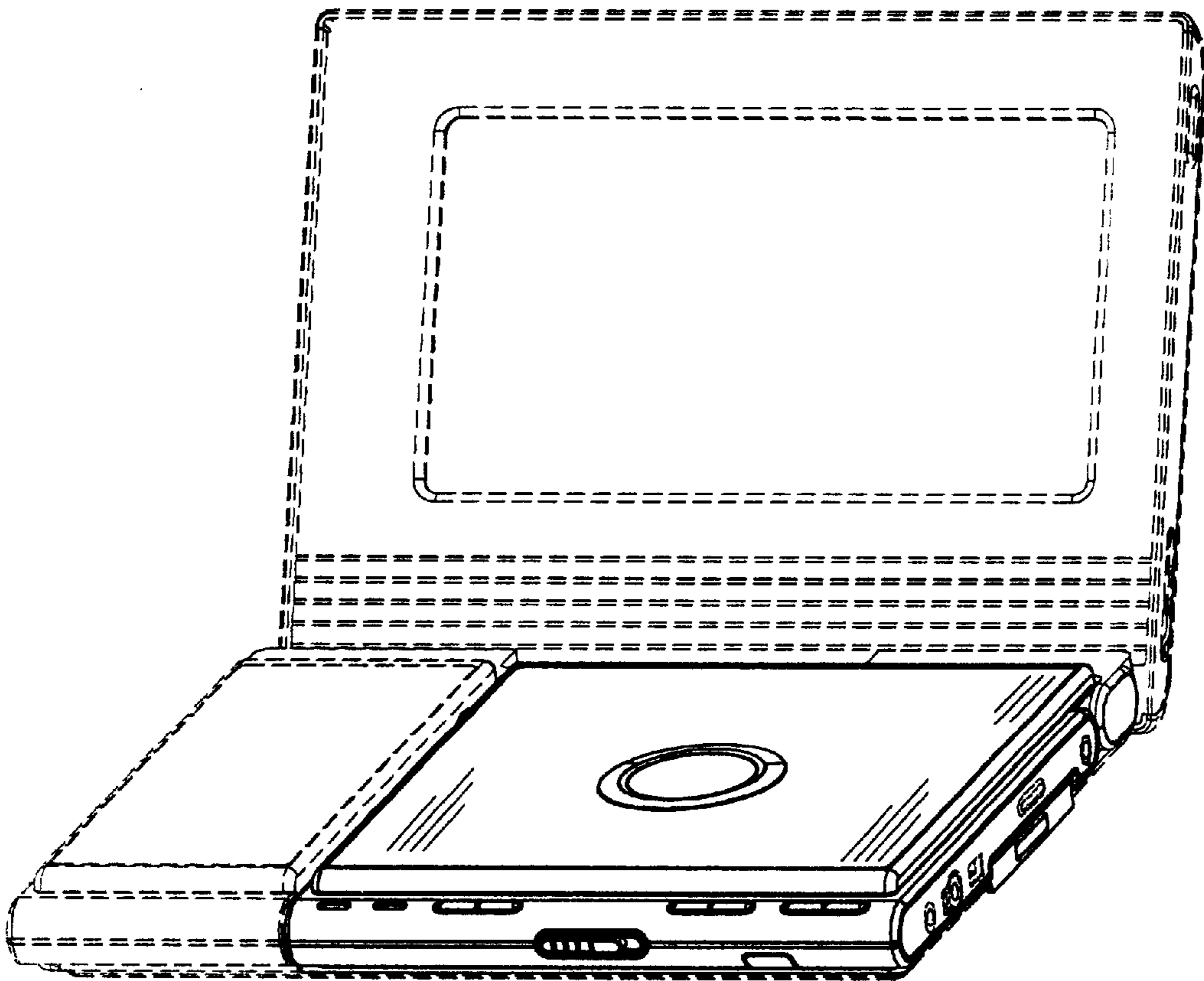


FIG. 9