



US00D485541S

(12) **United States Design Patent**  
**Asai**

(10) **Patent No.:** **US D485,541 S**

(45) **Date of Patent:** **\*\* Jan. 20, 2004**

(54) **SURVEILLANCE HARD DISK RECORDER**

(75) Inventor: **Yoshihiko Asai**, Tokyo (JP)

(73) Assignee: **Matsushita Electric Industrial Co., Ltd.**, Osaka (JP)

(\*\*) Term: **14 Years**

(21) Appl. No.: **29/174,559**

(22) Filed: **Jan. 17, 2003**

(30) **Foreign Application Priority Data**

Jul. 22, 2002 (JP) ..... 2002-019582

(51) **LOC (7) Cl.** ..... **14-01**

(52) **U.S. Cl.** ..... **D14/136**

(58) **Field of Search** ..... D14/135-136,  
D14/156-157, 167-168, 188, 193-198,  
257-258; 369/75.1, 75.2, 77.1, 77.2; 455/344,  
347, 350-351

(56) **References Cited**

**U.S. PATENT DOCUMENTS**

4,758,910 A \* 7/1988 Kaneko et al. .... 360/71  
4,979,160 A \* 12/1990 Araki ..... 369/75.2

D432,111 S \* 10/2000 Takahashi ..... D14/156  
D432,513 S \* 10/2000 Takahashi ..... D14/156  
D462,671 S \* 9/2002 Hasegawa et al. .... D14/136

**FOREIGN PATENT DOCUMENTS**

JP 1104709 3/2001

\* cited by examiner

*Primary Examiner*—Nanda Bondade

(74) *Attorney, Agent, or Firm*—Christensen O'Connor  
Johnson Kindness PLLC

(57) **CLAIM**

The ornamental design for a surveillance hard disk recorder,  
as shown and described.

**DESCRIPTION**

FIG. 1 is a perspective view of the top, front and right side  
of a surveillance hard disk recorder showing my new design;  
FIG. 2 is a front view thereof;  
FIG. 3 is a right side view thereof;  
FIG. 4 is a left side view thereof;  
FIG. 5 is a top plan view thereof;  
FIG. 6 is a rear view thereof; and,  
FIG. 7 is a bottom view thereof.

**1 Claim, 3 Drawing Sheets**

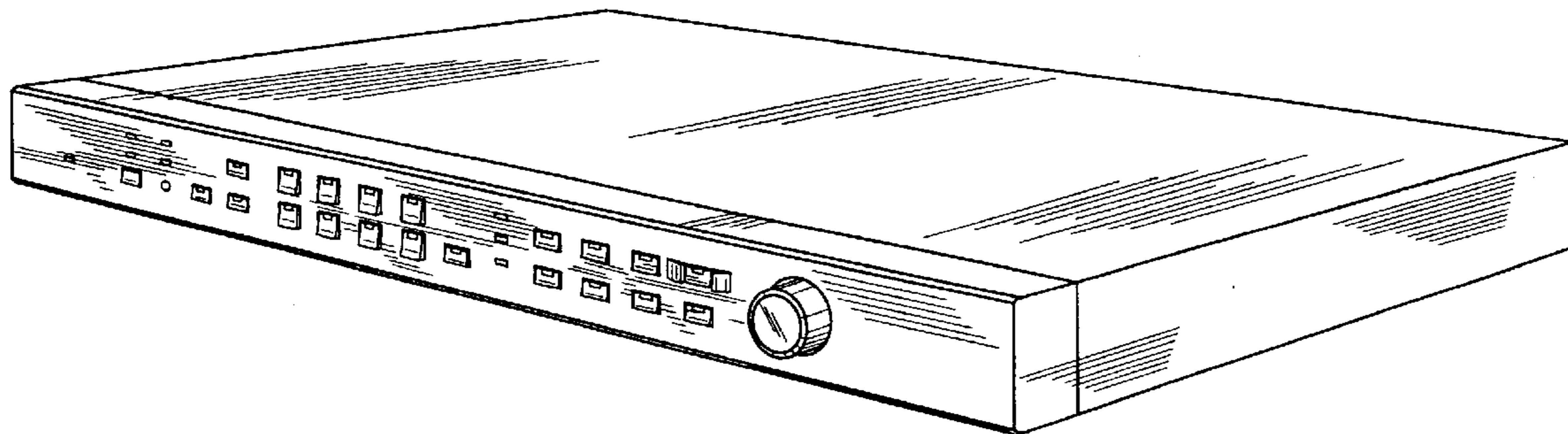


FIG. 1

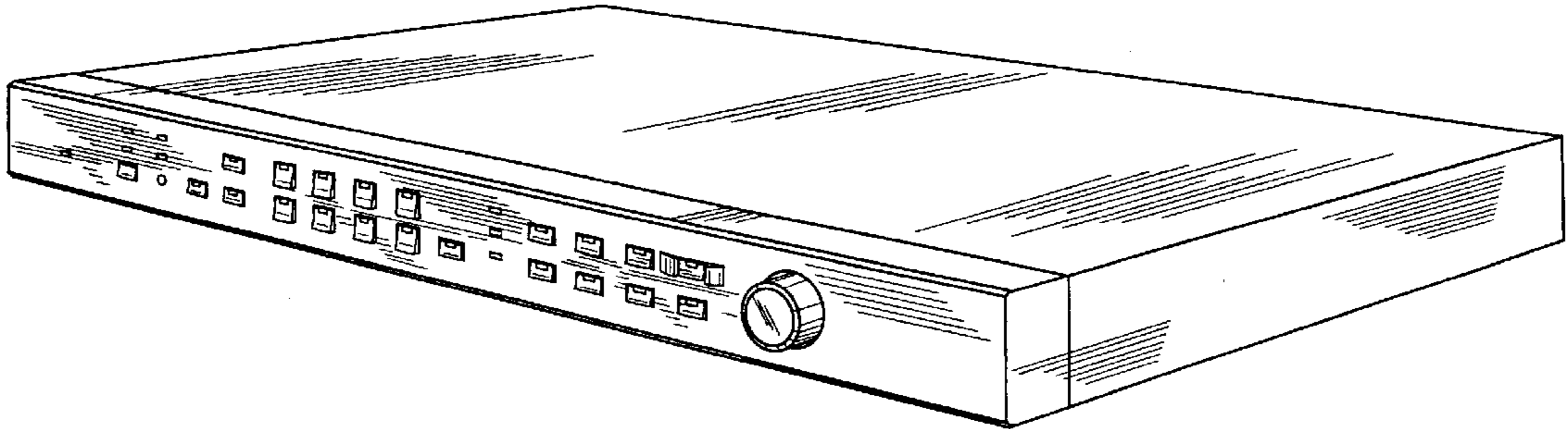


FIG. 2

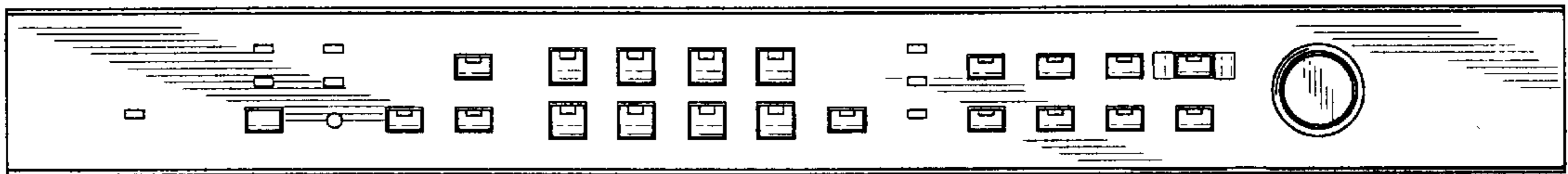


FIG. 3




FIG. 4




FIG.5

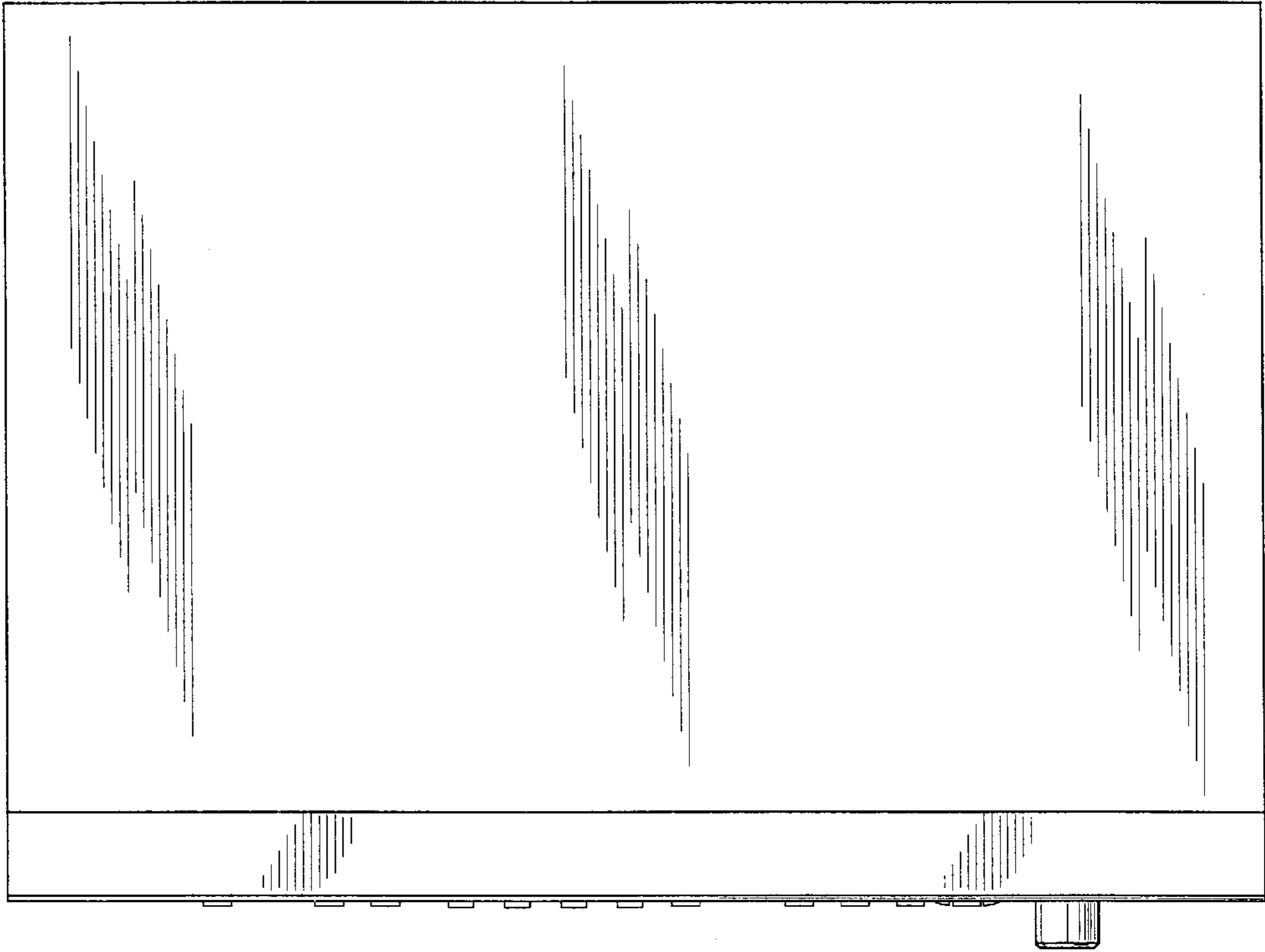


FIG.6



FIG. 7

