



US00D485535S

(12) **United States Design Patent**
Niwatsukino et al.

(10) **Patent No.:** **US D485,535 S**
(45) **Date of Patent:** **** Jan. 20, 2004**

(54) **RADIATOR**

(75) Inventors: **Kyo Niwatsukino**, Fukuoka (JP); **Seiji Urano**, Onojo (JP); **Shigeru Narakino**, Fukuoka (JP); **Fuminori Hirakawa**, Saga (JP); **Toshihiko Matsuda**, Fukuoka (JP); **Shinya Koga**, Kurume (JP); **Yoshimitsu Aizono**, Ogori (JP); **Toshisuke Sakai**, Onojo (JP); **Toshiyuki Kubota**, Kasuga (JP); **Makoto Nishida**, Fukuoka (JP)

(73) Assignee: **Matsushita Electric Industrial Co., Ltd.**, Osaka (JP)

(**) Term: **14 Years**

(21) Appl. No.: **29/174,966**

(22) Filed: **Jan. 27, 2003**

(30) **Foreign Application Priority Data**

Jul. 29, 2002 (JP) 2002-020185

(51) **LOC (7) Cl.** **13-03**

(52) **U.S. Cl.** **D13/179**

(58) **Field of Search** D13/179; 174/15.1, 174/16.3; 165/80.3, 80.4, 121, 122, 125, 131, 140, 146, 148, 185; 257/670, 675, 706, 707, 712, 718, 719, 720, 721, 722; 361/695, 697, 699, 702, 704, 709, 514

(56) **References Cited**

U.S. PATENT DOCUMENTS

4,234,041 A * 11/1980 Melnyk 165/173

4,432,414 A * 2/1984 Morgan 165/140
D348,252 S * 6/1994 Mizunashi et al. D13/179
5,409,058 A * 4/1995 Yuasa et al. 165/167
6,148,906 A * 11/2000 Li et al. 165/104.33
6,164,368 A * 12/2000 Furukawa et al. 165/104.33
6,263,957 B1 * 7/2001 Chen et al. 165/80.4

* cited by examiner

Primary Examiner—Philip S. Hyder
Assistant Examiner—Selina Sikder
(74) *Attorney, Agent, or Firm*—Brinks Hofer Gilson & Lione

(57) **CLAIM**

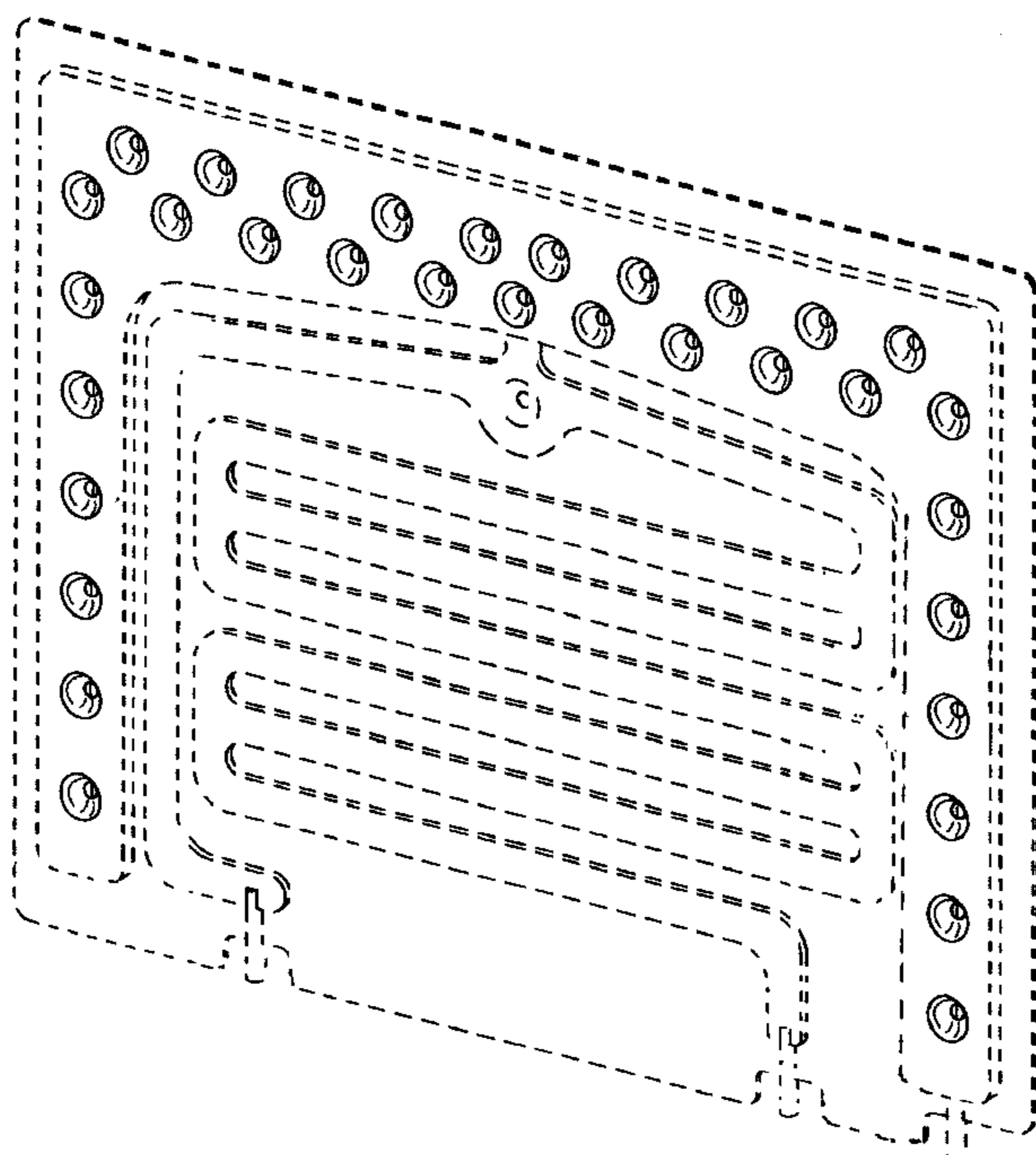
The ornamental design for a radiator, as shown and described.

DESCRIPTION

FIG. 1 is a top perspective view of a radiator of the present invention;
FIG. 2 is a front view thereof;
FIG. 3 is a rear view thereof;
FIG. 4 is a top view thereof;
FIG. 5 is a bottom view thereof;
FIG. 6 is a first side view thereof; and,
FIG. 7 is a second side view thereof.

The ornamental design which is claimed is shown in solid lines in the drawings. Any broken lines in the drawings are for illustrative purposes only and form no part of the claimed design.

1 Claim, 4 Drawing Sheets



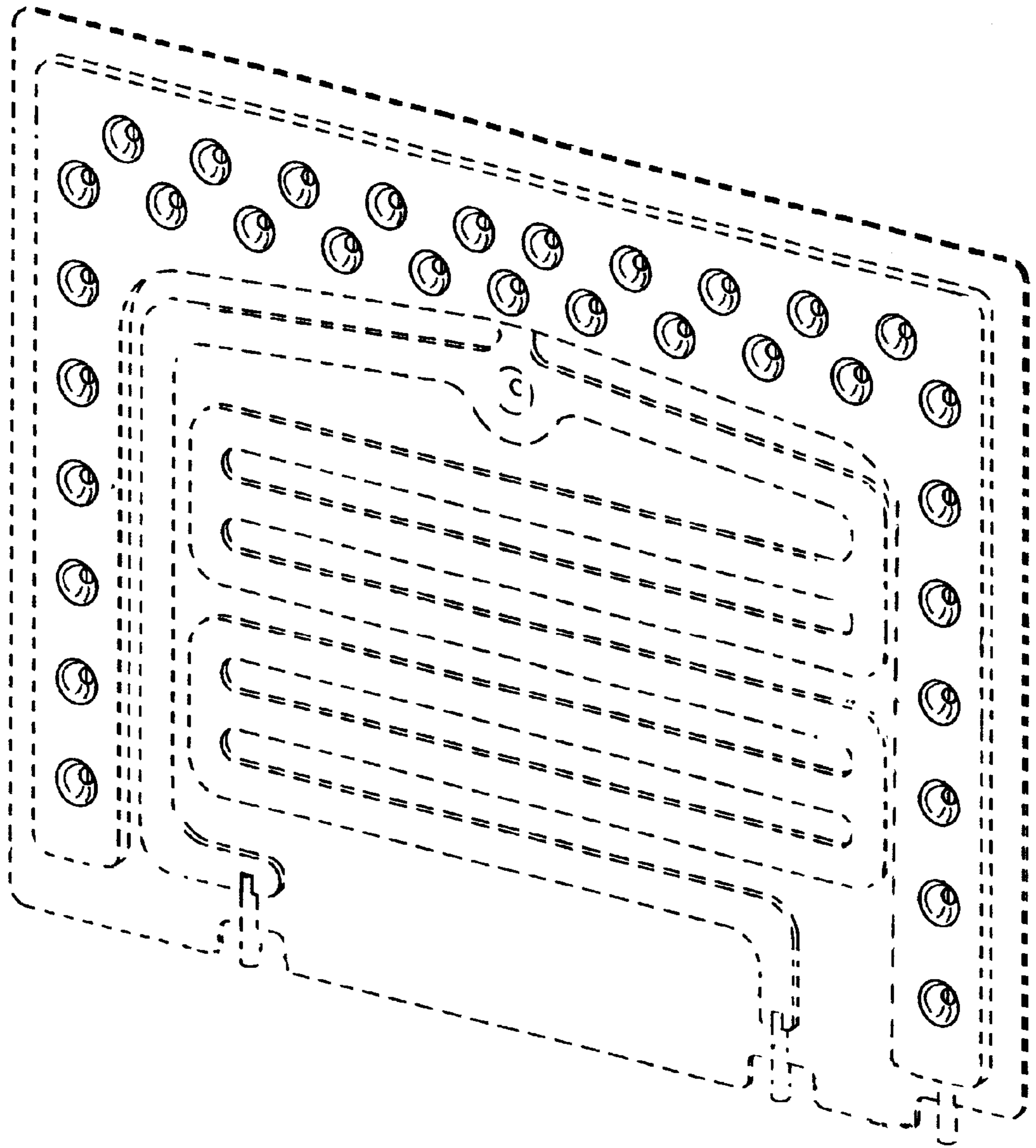


FIG. 1

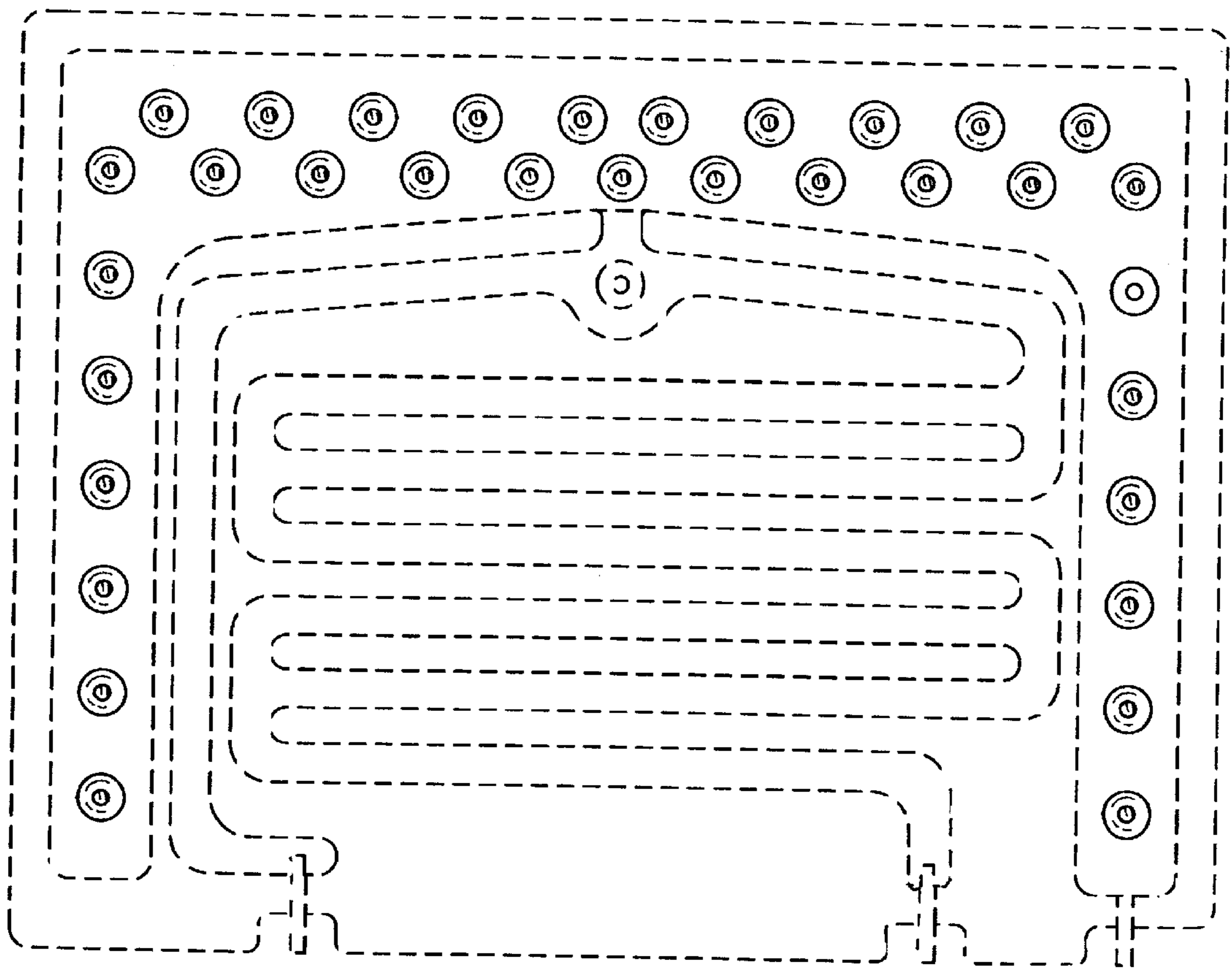


FIG. 2

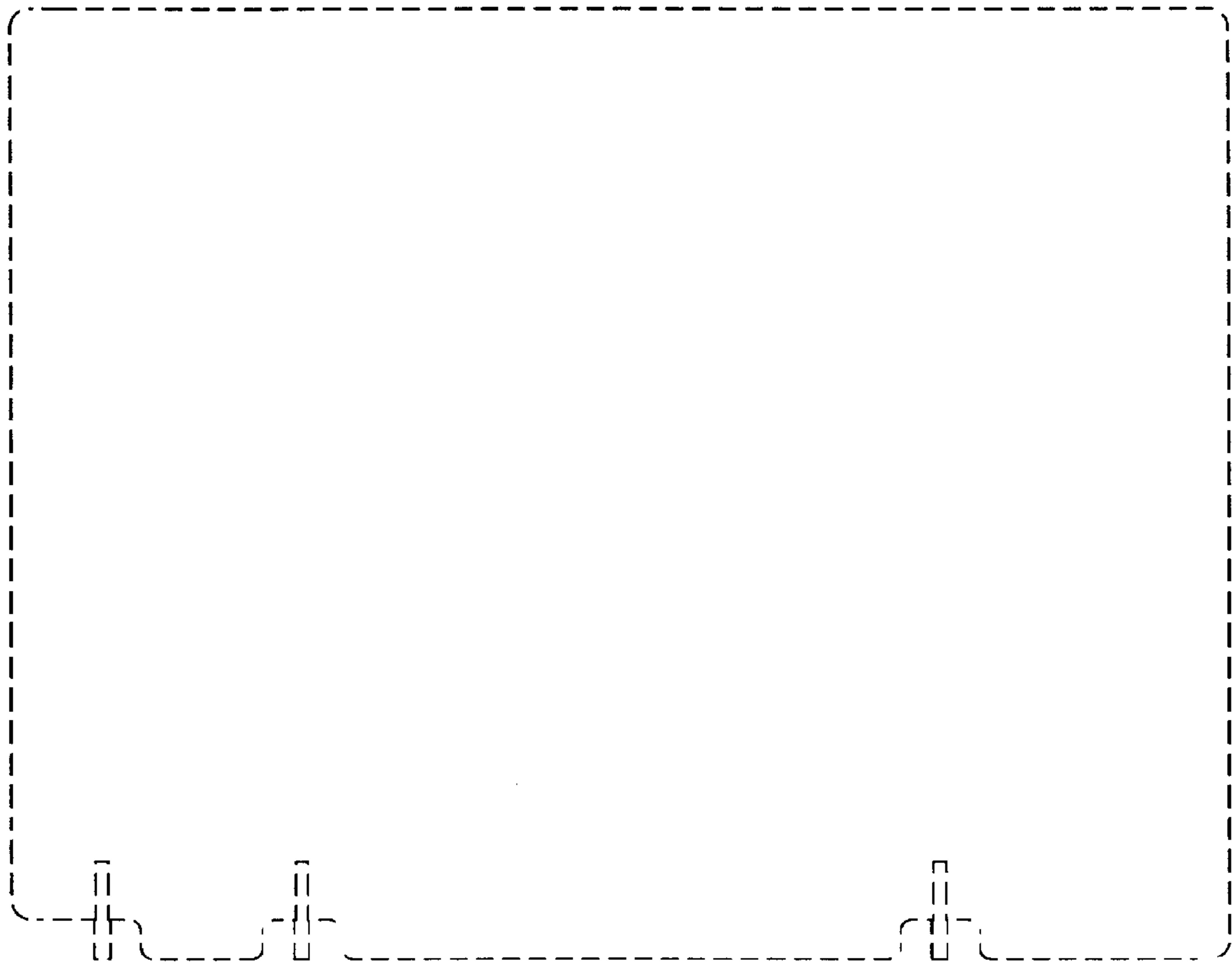


FIG. 3

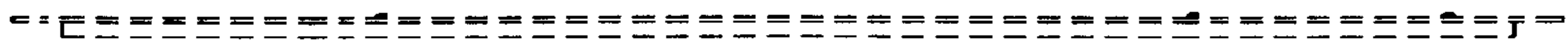


FIG. 4



FIG. 5



FIG. 6



FIG. 7