



US00D485528S

(12) **United States Design Patent**  
**Gray**

(10) **Patent No.:** **US D485,528 S**

(45) **Date of Patent:** **\*\* Jan. 20, 2004**

(54) **PLASTIC SHIELD**

(76) Inventor: **Chester L. Gray**, 2127 Hillrose Ct.,  
Cincinnati, OH (US) 45240

(\*\*) Term: **14 Years**

(21) Appl. No.: **29/154,051**

(22) Filed: **Jan. 14, 2002**

(51) **LOC (7) Cl.** ..... **12-16**

(52) **U.S. Cl.** ..... **D12/401**

(58) **Field of Search** ..... D12/401, 180,  
D12/400; 296/136, 95.1, 32, 207; 280/770,  
847, 850, 854; 293/126, 128, 21; 150/154,  
166; 428/101-102, 31, 100

(56) **References Cited**

**U.S. PATENT DOCUMENTS**

4,561,685	A	*	12/1985	Fischer	.....	293/128
4,750,767	A	*	6/1988	Barnett	.....	293/128
D308,848	S	*	6/1990	Genicoff	.....	D12/401
D312,237	S	*	11/1990	Avery	.....	D12/401
D317,283	S	*	6/1991	Gray	.....	D12/401
5,072,979	A	*	12/1991	Swinton	.....	293/128
5,112,092	A	*	5/1992	Pucci	.....	293/128
5,129,695	A	*	7/1992	Norman, II	.....	293/128
5,306,347	A	*	4/1994	Semle et al.	.....	D12/401 X
D394,636	S	*	5/1998	McLeod	.....	D12/401
5,799,992	A	*	9/1998	Kojima	.....	293/128
D424,010	S	*	5/2000	Wheeler	.....	D12/401

6,062,617	A	*	5/2000	Marks	.....	293/128
D435,241	S	*	12/2000	Brantley	.....	D12/401
6,254,170	B1	*	7/2001	Farmer et al.	.....	296/136
6,457,755	B1	*	10/2002	Nieto	.....	293/128

\* cited by examiner

*Primary Examiner*—Stacia Cadmus

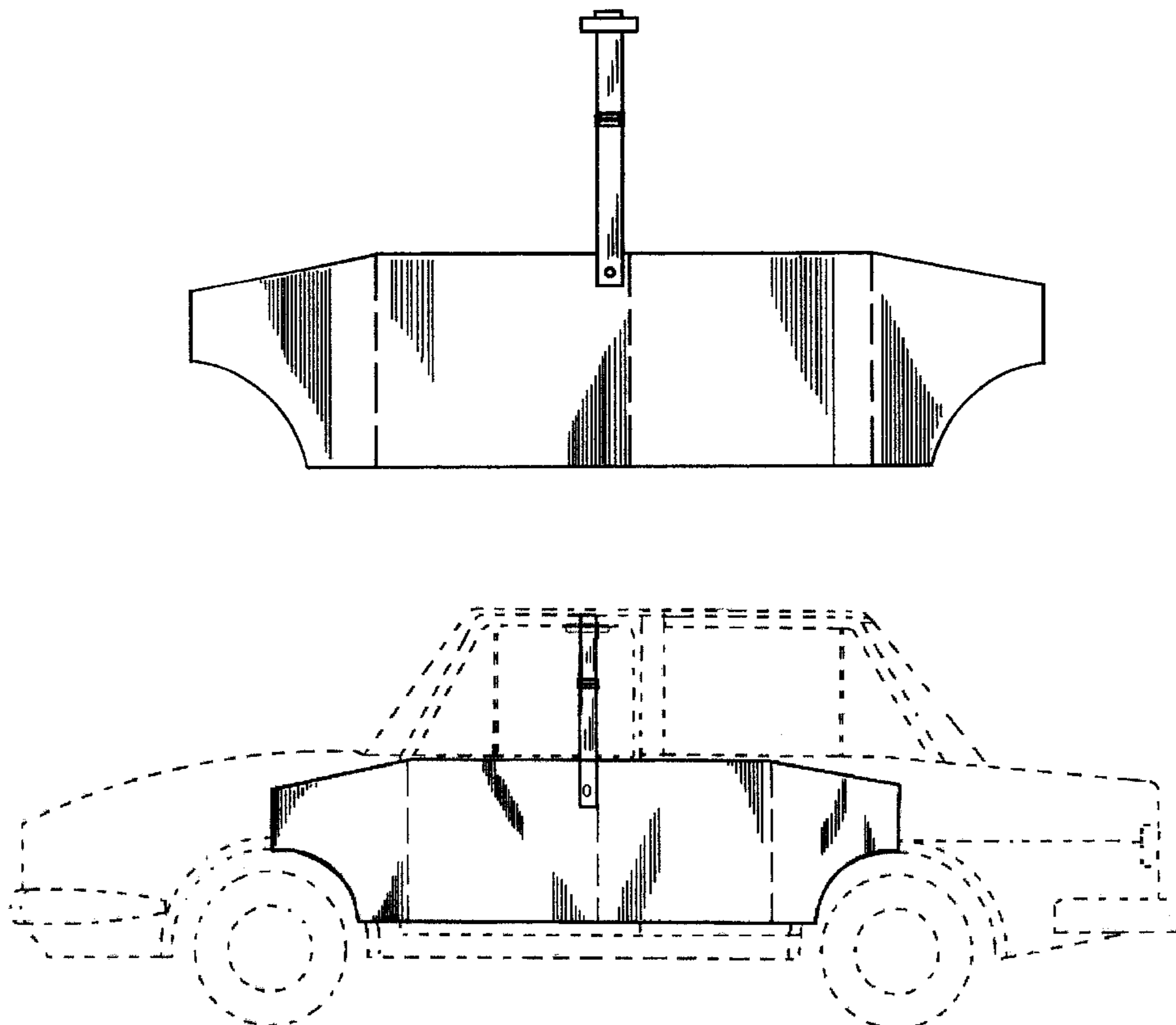
(57) **CLAIM**

The ornamental design for a plastic shield, as shown and described.

**DESCRIPTION**

FIG. 1 is a front elevational view of a plastic shield showing my new design;  
 FIG. 2 is a rear elevational view thereof;  
 FIG. 3 is a cross sectional view of the line 3—3 shown in FIG. 2;  
 FIG. 4 is a perspective view of thereof, with the shield shown in partially folded position;  
 FIG. 5 is a front view thereof, shown with the shield in folded position; and,  
 FIG. 6 is a front view thereof shown attached to an automobile in its position of use. The portion of the automobile shown in broken lines is for illustrative purpose only and forms no part of the claimed design. The dashed lines on the folds of the shield in FIGS. 1, 2, 4 and 6 are intended to represent where the shield bends.

**1 Claim, 5 Drawing Sheets**



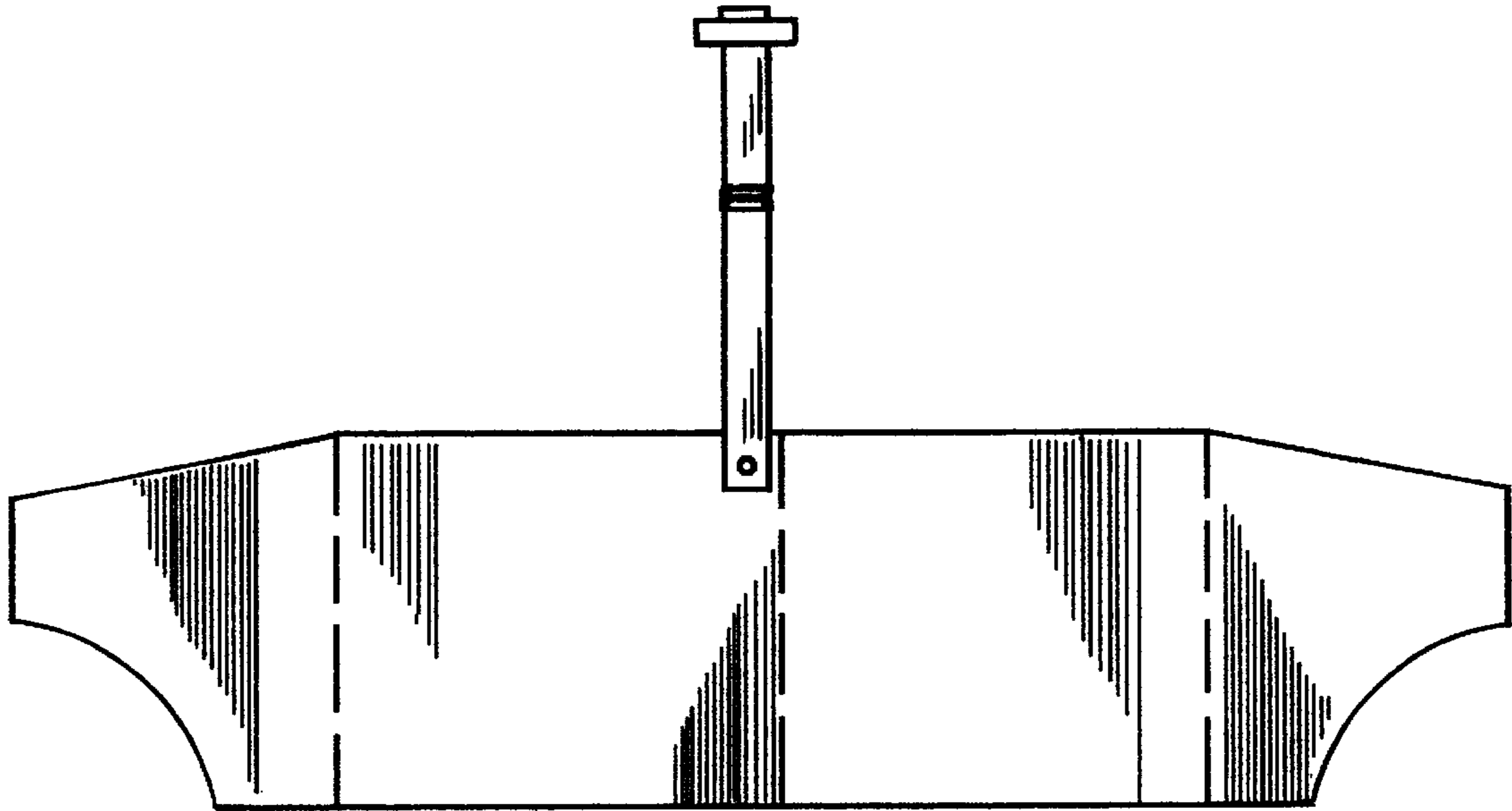


FIG. 1

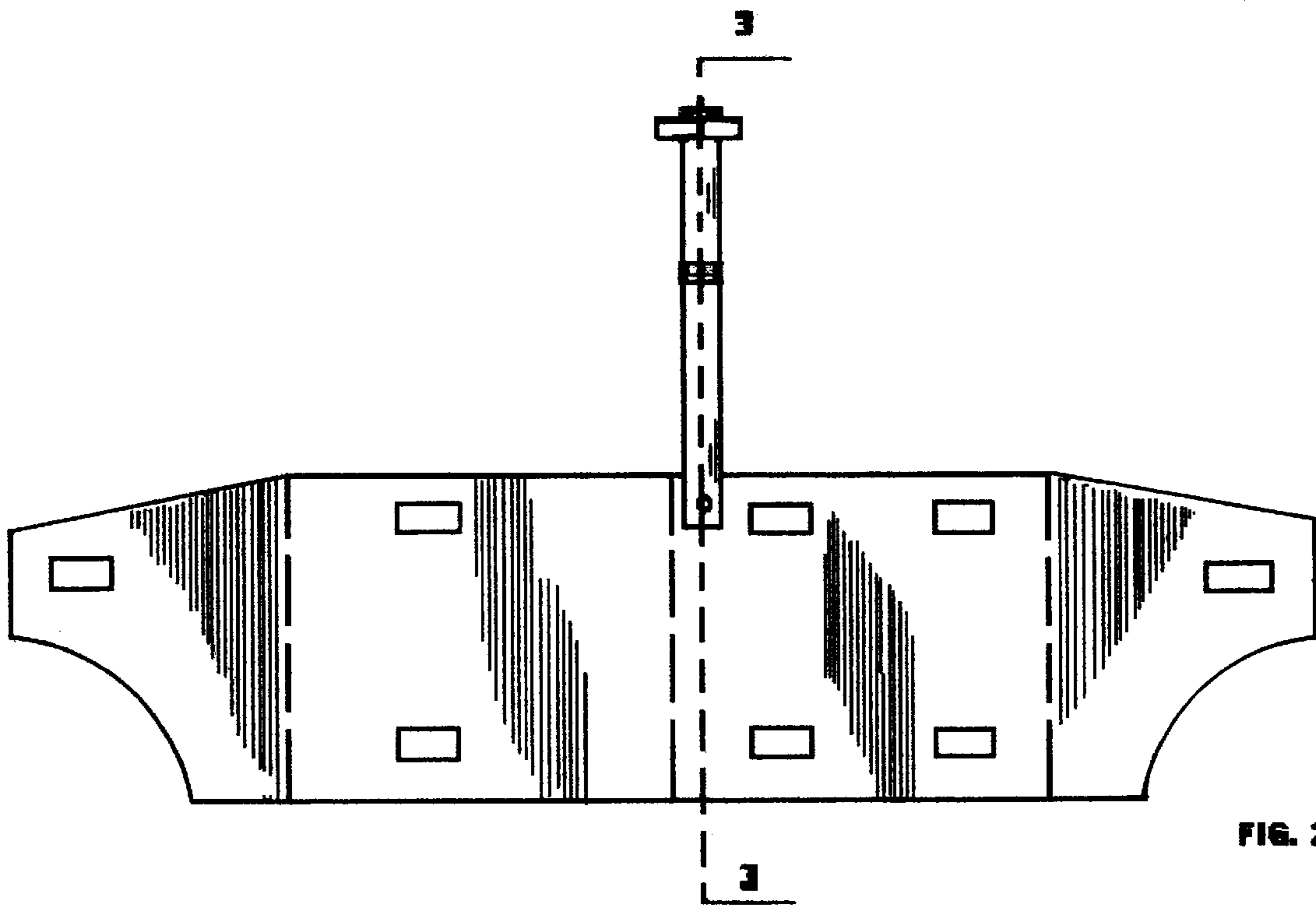
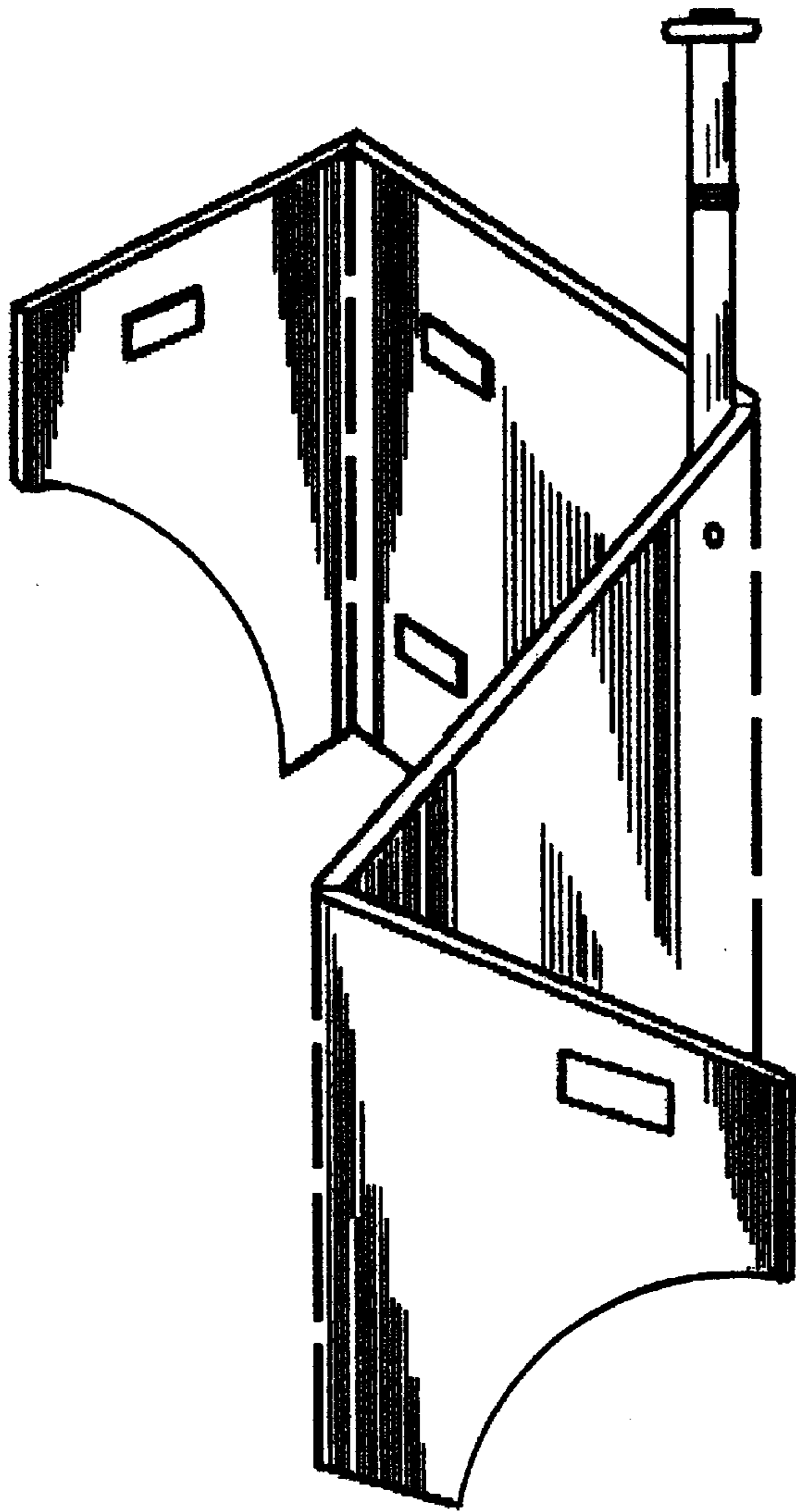


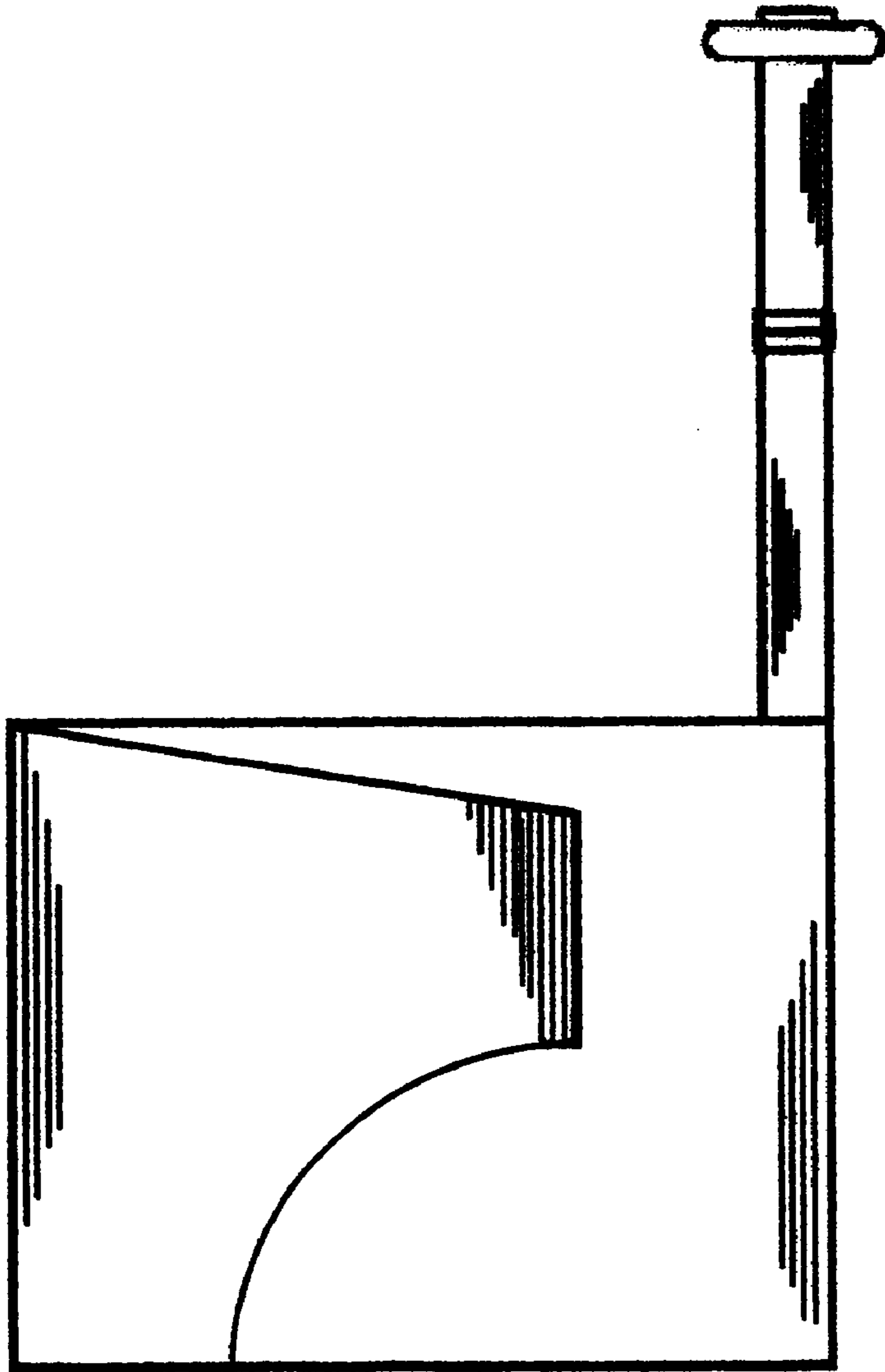
FIG. 2



**FIG. 3**



**FIG. 4**



**FIG. 5**

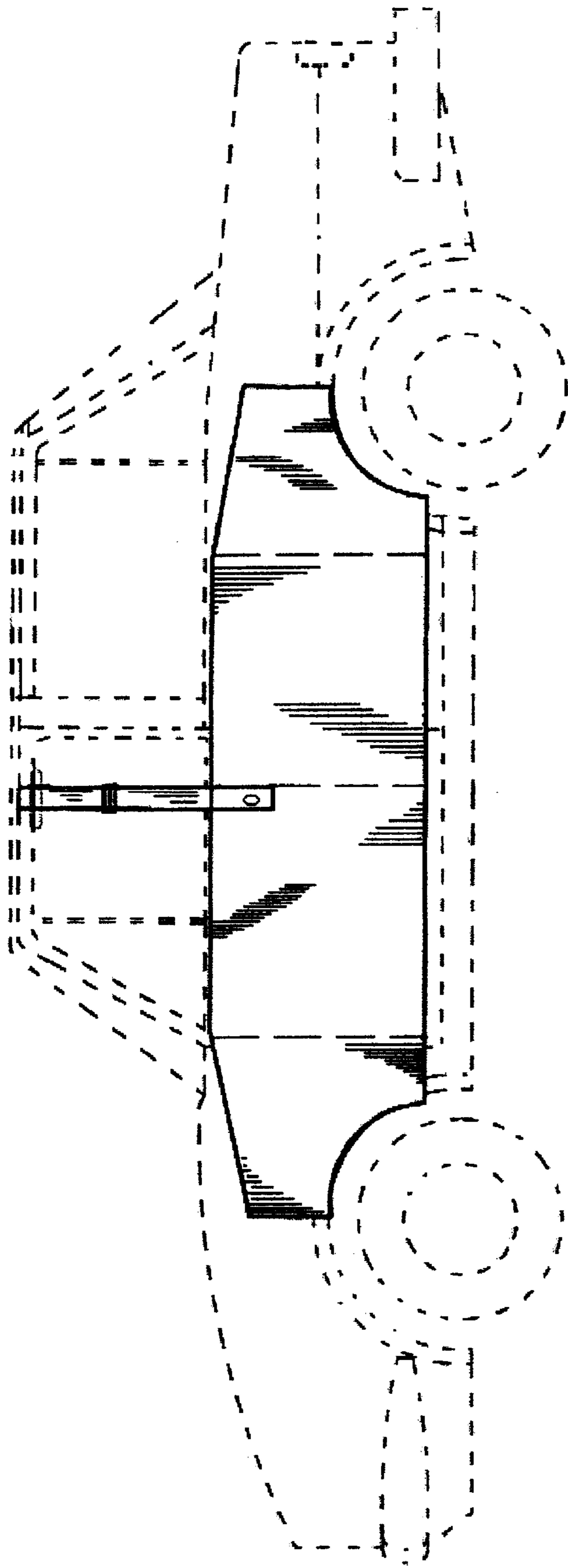


FIG. 6