



US00D485510S

(12) **United States Design Patent**
Fan

(10) **Patent No.:** **US D485,510 S**

(45) **Date of Patent:** **** Jan. 20, 2004**

(54) **GREENHOUSE POT**

(76) Inventor: **Jianhua Fan**, 5800 Maudina Ave., Apt. C-2, Nashville, TN (US) 37209

(**) Term: **14 Years**

(21) Appl. No.: **29/156,058**

(22) Filed: **Feb. 22, 2002**

(51) **LOC (7) Cl.** **11-02**

(52) **U.S. Cl.** **D11/152; D11/153**

(58) **Field of Search** D11/143, 144, D11/145, 148, 152, 153, 154; D7/700; 47/41.01, 65.5, 66.2, 66.6, 67, 68, 70, 71, 79-81; 206/423; 248/27.8

(56) **References Cited**

U.S. PATENT DOCUMENTS

D271,035 S	*	10/1983	Pomerenke	D21/716
D298,222 S	*	10/1988	Hobson	D11/152
D313,203 S	*	12/1990	Carlson	D11/153
D352,480 S	*	11/1994	Carlson	D11/153
D436,887 S	*	1/2001	Fan	D11/152
D456,307 S	*	4/2002	Fan	D11/152
D460,020 S	*	7/2002	Fan	D11/152

D460,717 S * 7/2002 Fan D11/152

D468,662 S * 1/2003 Fan D11/152

* cited by examiner

Primary Examiner—Doris V. Coles

Assistant Examiner—Mimosa De

(57) **CLAIM**

The ornamental design for greenhouse pot, as shown and described.

DESCRIPTION

FIG. 1 is a perspective view of a greenhouse pot in part show from the side and bottom;

FIG. 2 is a top plan view of the greenhouse pot;

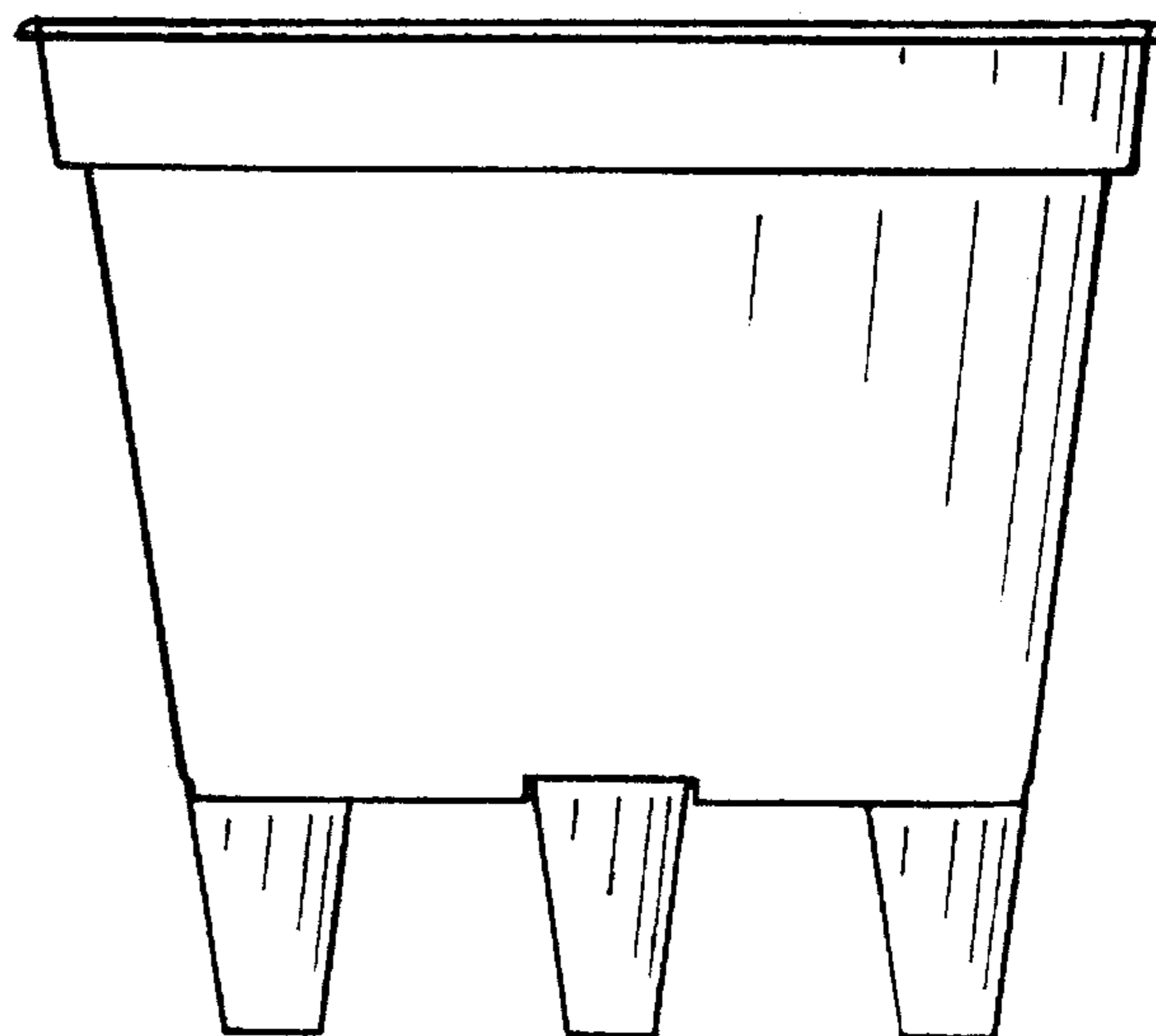

FIG. 3 is a bottom plan view of the greenhouse pot;

FIG. 4 is a right side elevational view of the greenhouse pot, the left side, front and rear elevational views are a mirror image thereof; and,

FIG. 5 is a cross sectional view taken along line 5—5 of FIG. 2.

The broken lines showing in Figures is for illustrative purposes only and form no part of the claimed design.

1 Claim, 3 Drawing Sheets






Fig. 1

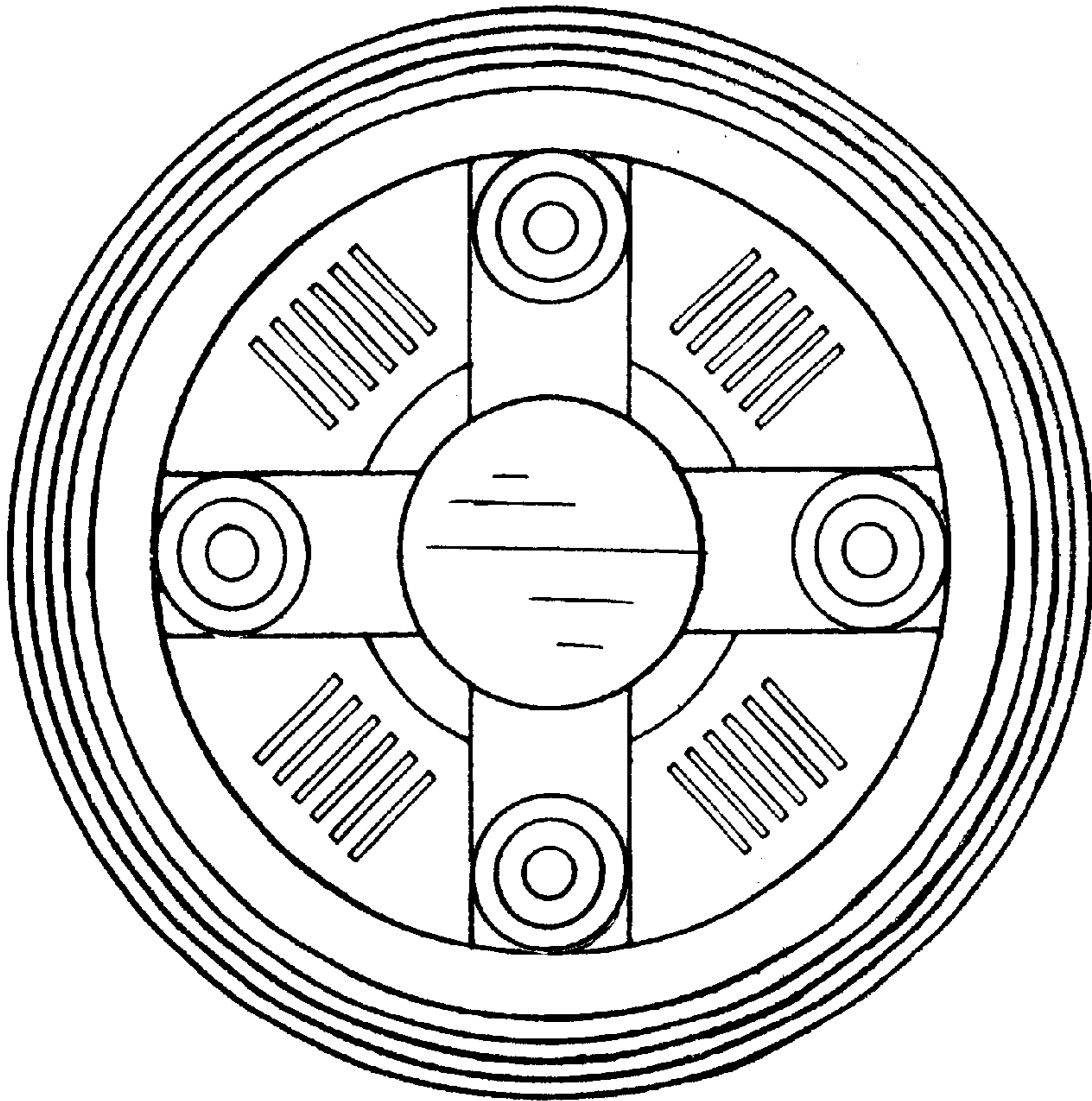


Fig. 3




Fig. 2

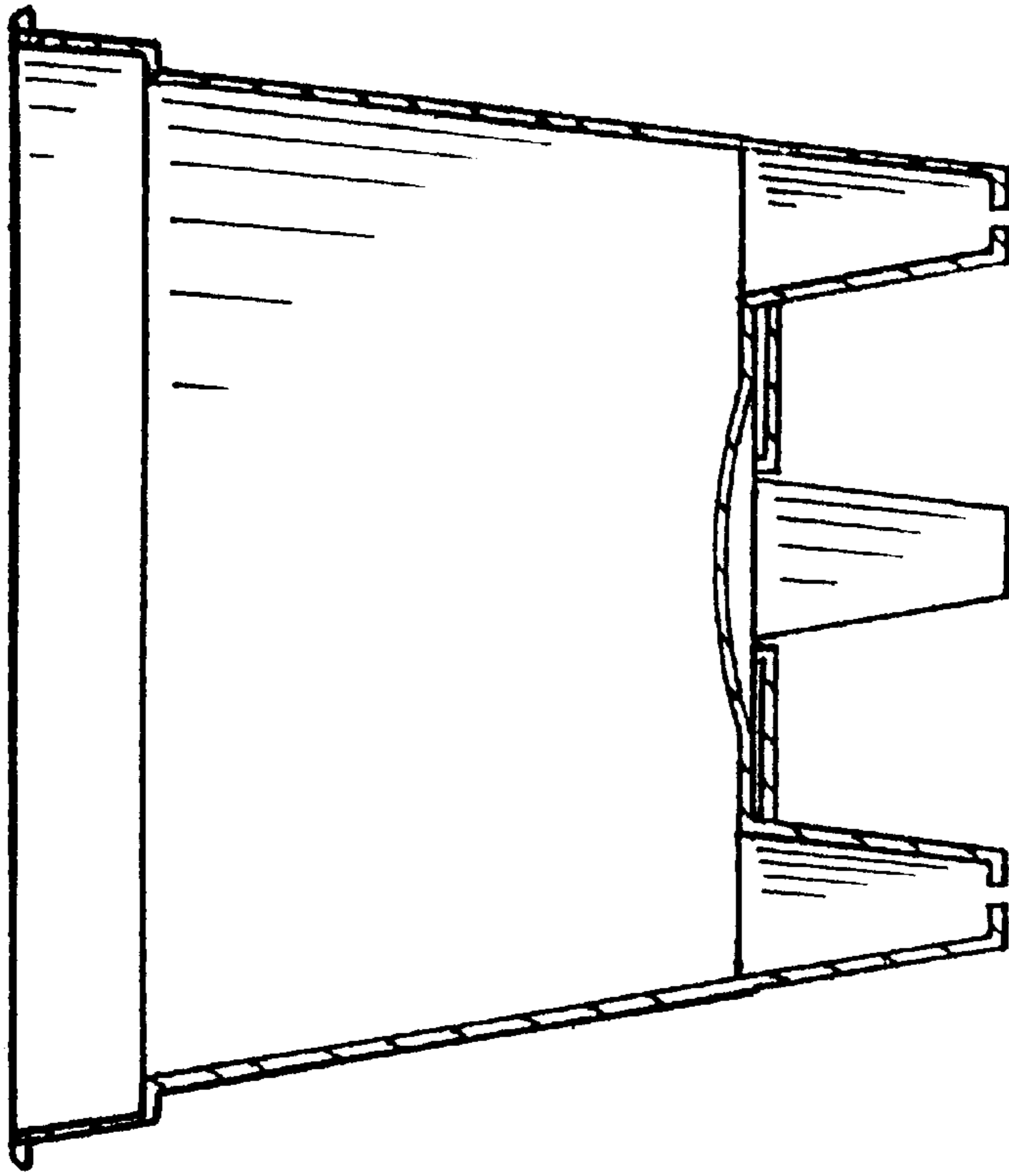


Fig. 5

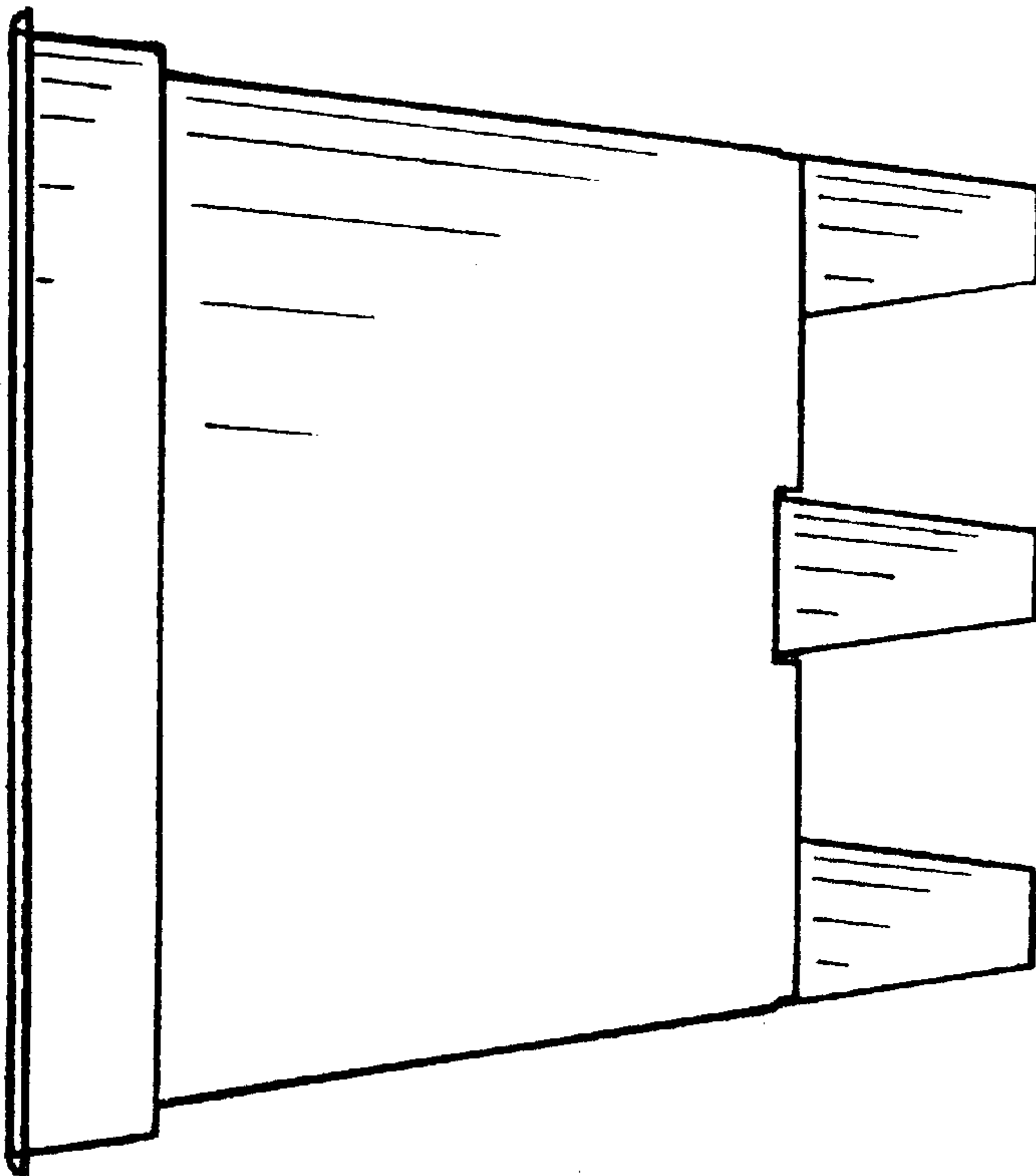


Fig. 4