



US00D485509S

(12) **United States Design Patent**  
**Shagalov**

(10) **Patent No.:** **US D485,509 S**

(45) **Date of Patent:** **\*\* Jan. 20, 2004**

(54) **JEWELRY PRECIOUS STONE  
ARRANGEMENT**

(76) **Inventor:** **Simon Shagalov**, 1755 Ocean Pkwy.,  
Brooklyn, NY (US) 11223

(\*\*) **Term:** **14 Years**

(21) **Appl. No.:** **29/175,311**

(22) **Filed:** **Jan. 31, 2003**

(51) **LOC (7) Cl.** ..... **11-01**

(52) **U.S. Cl.** ..... **D11/91**

(58) **Field of Search** ..... D11/89-92, 79,  
D11/80, 40, 43, 75, 76, 7, 1, 8, 15-17,  
22, 24-26, 28, 34, 36-39; 63/26-32, 12,  
13, 14.1, 14.6, 14.7, 14.8, 14.9, 15, 15.1,  
15.9, 20, 23, DIG. 1

(56) **References Cited**

**U.S. PATENT DOCUMENTS**

529,743	A	*	11/1894	Metzger	.....	24/710.7
D67,450	S	*	6/1925	Faigin	.....	D11/47
D262,197	S	*	12/1981	Barr	.....	D11/34
5,099,660	A	*	3/1992	Dostourian	.....	63/28
D390,151	S	*	2/1998	Blum et al.	.....	D11/40
D409,518	S	*	5/1999	Ho	.....	D11/91
6,023,947	A	*	2/2000	Afuku et al.	.....	63/26
6,401,489	B1	*	6/2002	Cheng	.....	63/32
6,422,038	B1	*	7/2002	Chin	.....	63/26

**OTHER PUBLICATIONS**

Handbook of Fine Jewelry c.1991□□by Nancy Schiffer□□p. 50 bracelet with cluster setting.\*

Rhinestones! c. 1993□□by Nancy Schiffer□□p. 115 flowerhead brooch.\*

\* cited by examiner

*Primary Examiner*—Louis S. Zarfes

*Assistant Examiner*—Deanne Levy

(74) *Attorney, Agent, or Firm*—Ostrolenk, Faber, Gerb & Soffen, LLP

(57) **CLAIM**

The ornamental design for a jewelry precious stone arrangement, as shown and described.

**DESCRIPTION**

FIG. 1 is a top plan view of a first embodiment of a jewelry precious stone arrangement showing my new design;

FIG. 2 is a bottom plan view thereof;


FIG. 3 is a front elevational view thereof;

FIG. 4 is a top plan view of a second embodiment of the jewelry precious stone arrangement;

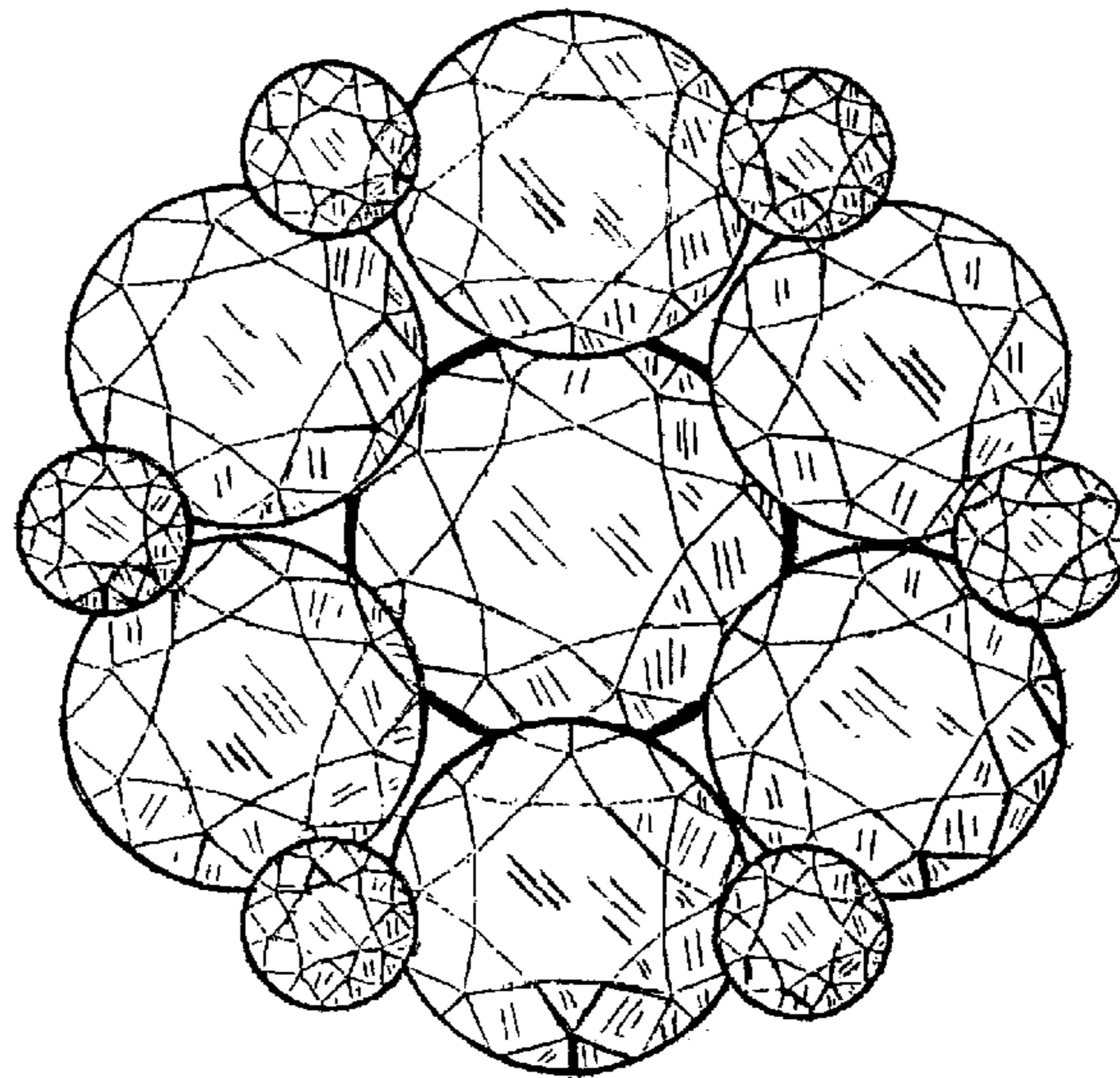
FIG. 5 is a bottom plan view of the jewelry precious stone arrangement of FIG. 4; and,

FIG. 6 is a front elevational view of the jewelry precious stone arrangement of FIG. 4, the rear elevational view being a mirror image thereof.


**1 Claim, 2 Drawing Sheets**



**FIG.1**



**FIG.2**



**FIG.3**




Fig.4




Fig.5




Fig.6

