



US00D485505S

(12) **United States Design Patent**  
**Cohen**

(10) **Patent No.:** **US D485,505 S**

(45) **Date of Patent:** **\*\* Jan. 20, 2004**

(54) **JEWELRY**

(76) **Inventor:** **Lynn R. Cohen**, 95 N. Ashby Ave.,  
Livingston, NJ (US) 07039

(\*\*) **Term:** **14 Years**

(21) **Appl. No.:** **29/183,986**

(22) **Filed:** **Jun. 19, 2003**

(51) **LOC (7) Cl.** ..... **11-01**

(52) **U.S. Cl.** ..... **D11/60; D3/211**

(58) **Field of Search** ..... D11/60-61, 1,  
D11/2, 7, 40, 44, 48, 79-81, 86, 95-97,  
99-100, 108, 109, 116; 63/13, 14.1, 18-20,  
23; D3/207-211; D8/347

(56) **References Cited**

**U.S. PATENT DOCUMENTS**

D12,050 S	*	12/1880	Barkentin	.....	D8/347
D39,867 S	*	3/1909	Willis	.....	D11/60
1,868,563 A	*	7/1932	Cicourel	.....	D3/207
D163,024 S	*	4/1951	Chernow	.....	D11/81
D186,941 S	*	12/1959	Boys	.....	D3/211
D238,091 S	*	12/1975	Harding	.....	D11/81
D311,980 S	*	11/1990	Baker	.....	D32/46
5,365,760 A	*	11/1994	Song	.....	40/460

6,092,405 A \* 7/2000 Berwick ..... 70/408

D439,401 S \* 3/2001 Johnson ..... D3/211

D478,207 S \* 8/2003 Johnson ..... D8/347

\* cited by examiner

*Primary Examiner*—Ralf Seifert

(74) *Attorney, Agent, or Firm*—Lerner, David, Littenberg,  
Krumholz & Mentlik, LLP

(57) **CLAIM**

The ornamental design for an article of jewelry, as shown  
and described.

**DESCRIPTION**

FIG. 1 is a perspective view of an article of jewelry showing  
my new design;

FIG. 2 is a front elevational view thereof;

FIG. 3 is a rear elevational view thereof;

FIG. 4 is a right-side elevational view thereof;

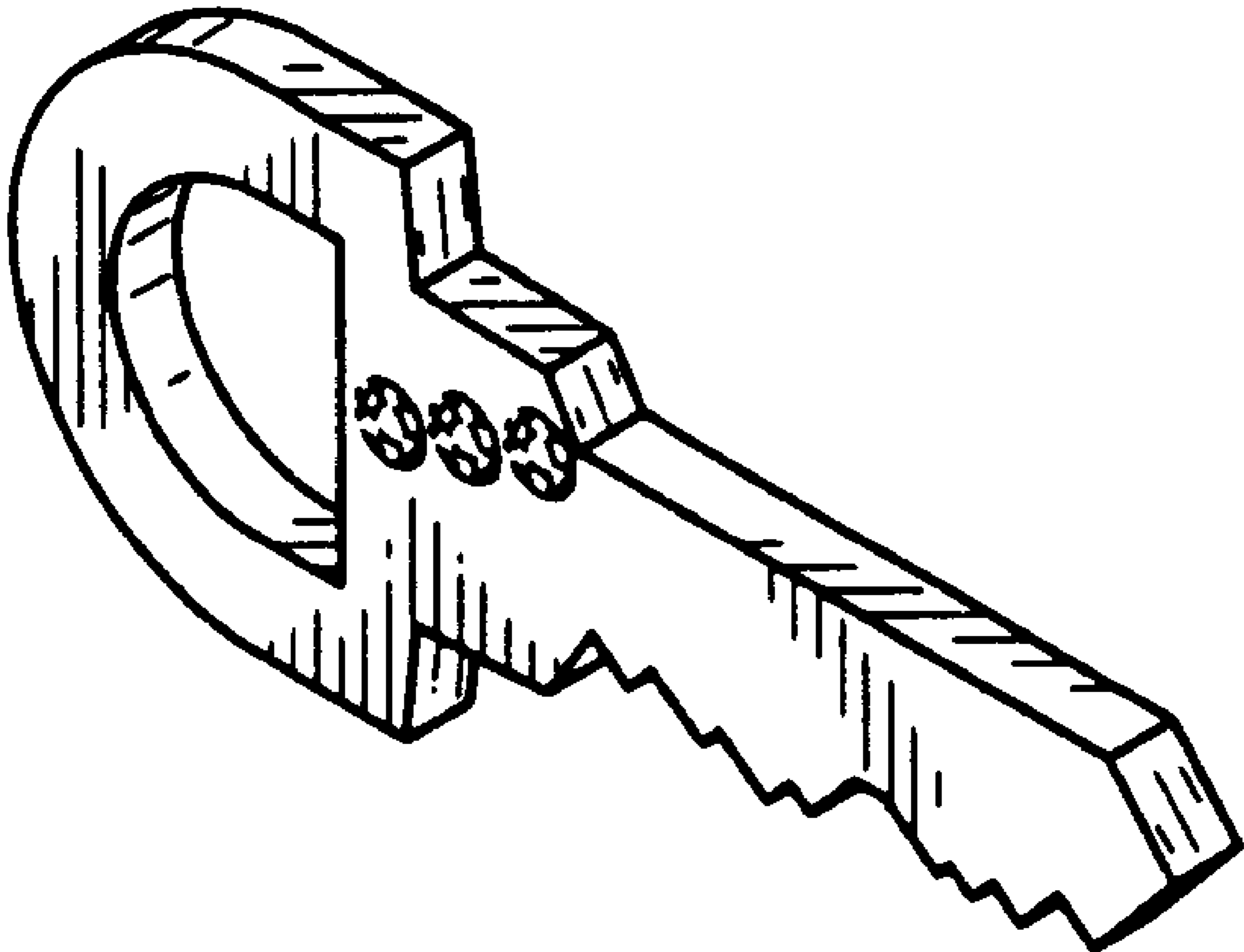
FIG. 5 is a left-side elevational view thereof;

FIG. 6 is a top plan view thereof; and,

FIG. 7 is a bottom plan view thereof.

The broken lines depicting gemstones is for illustrative  
purposes only and forms no part of the claimed design.

**1 Claim, 1 Drawing Sheet**



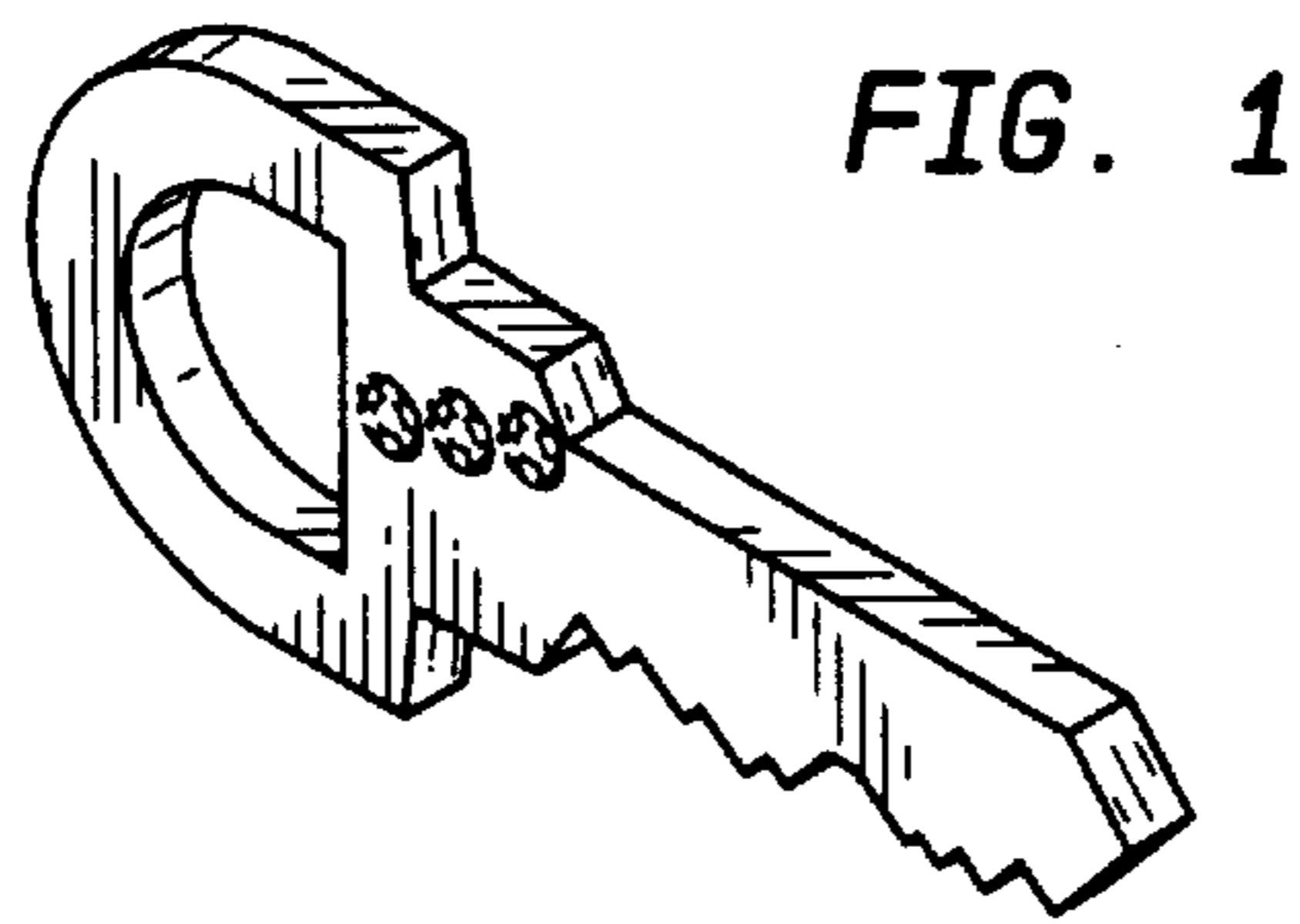


FIG. 1

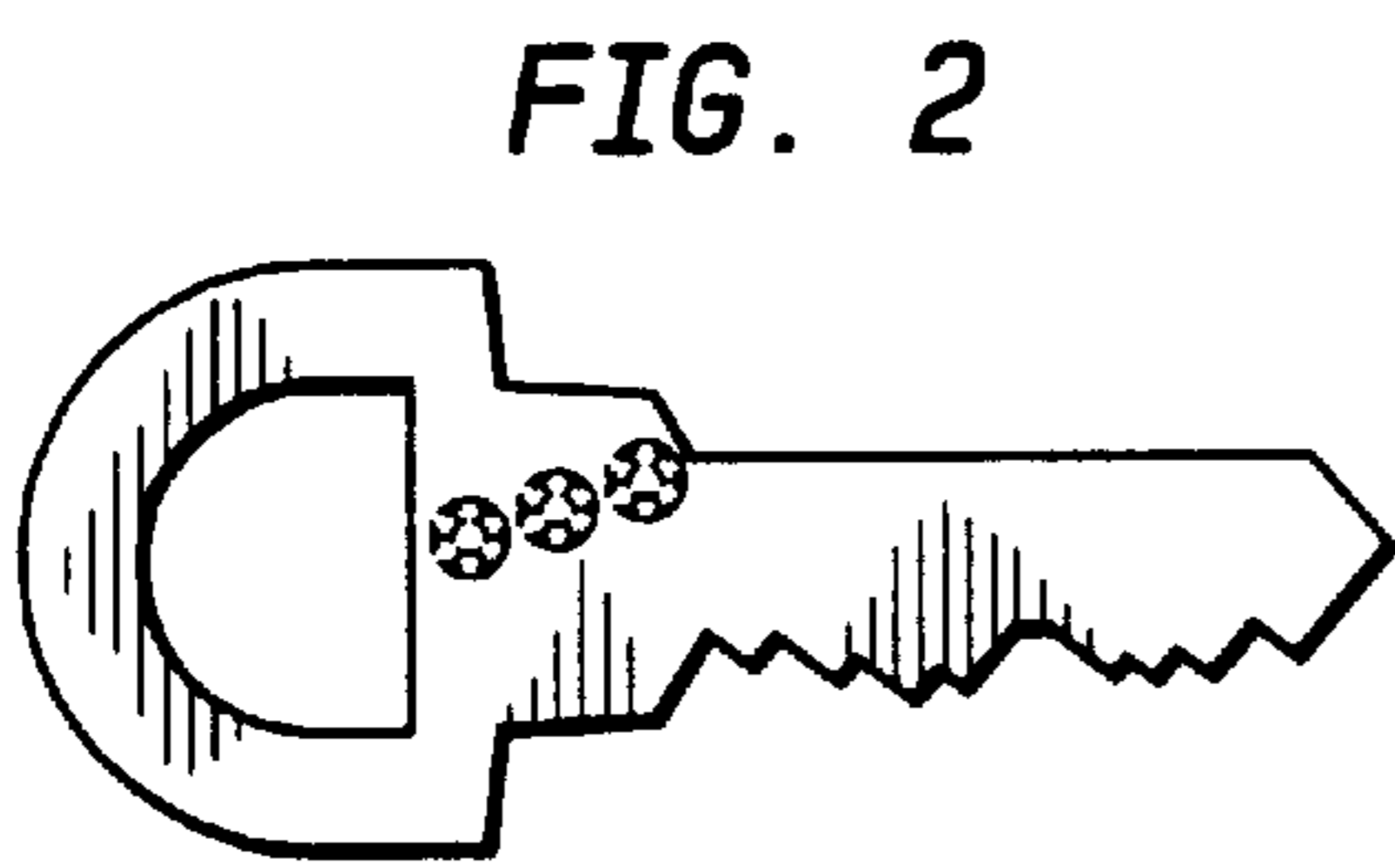


FIG. 2

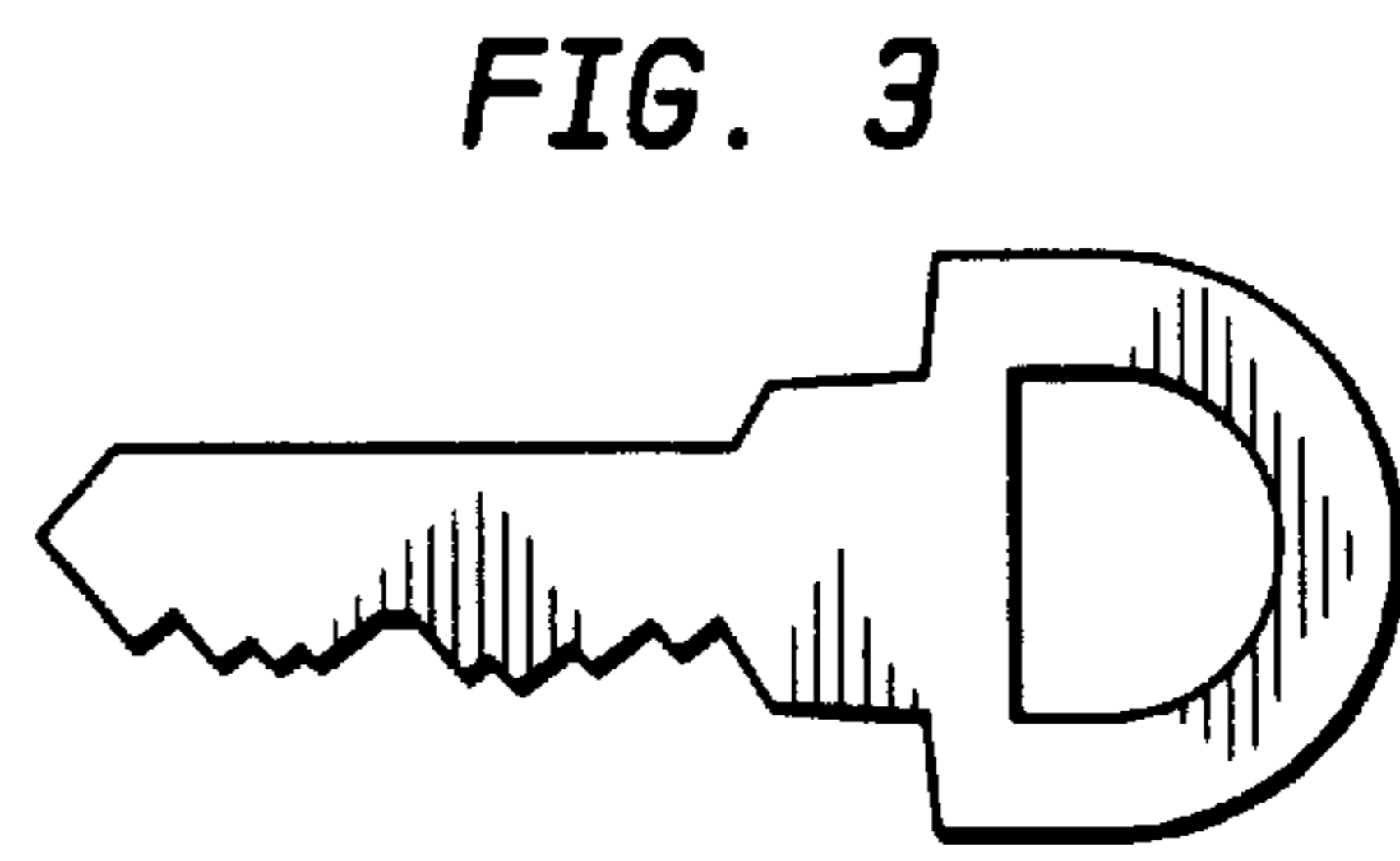


FIG. 3

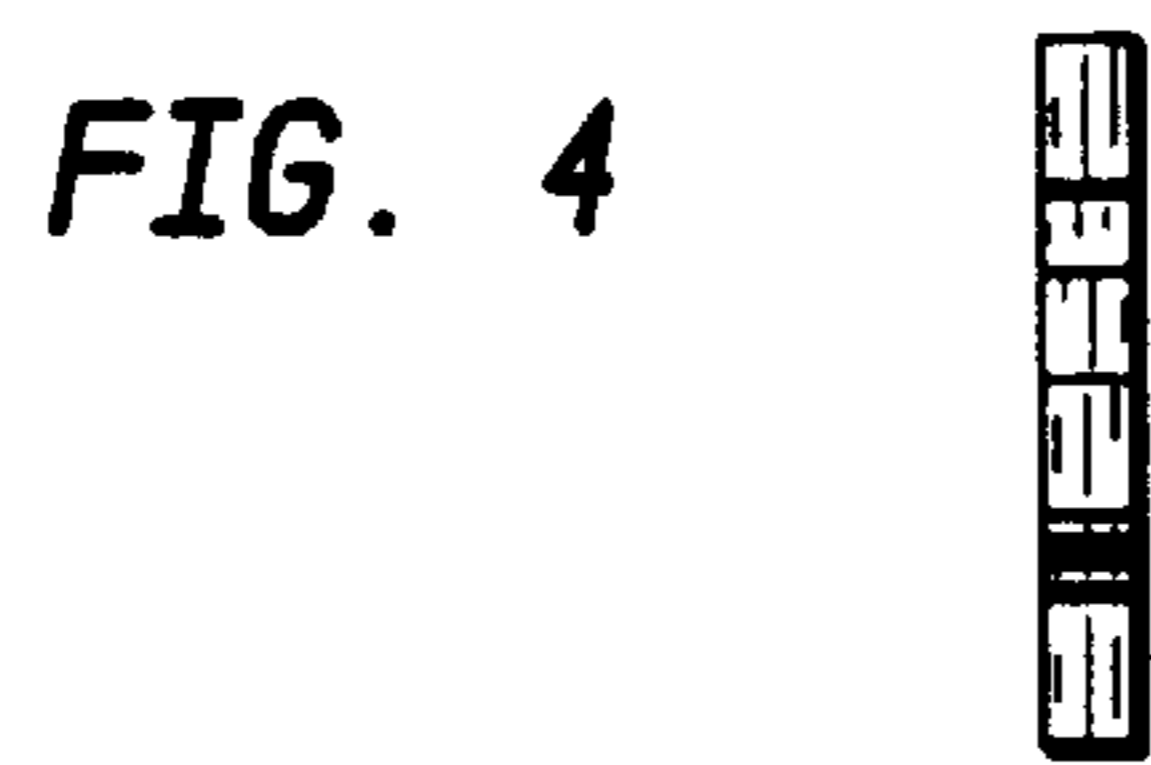


FIG. 4



FIG. 5



FIG. 6



FIG. 7