



US00D485504S

(12) **United States Design Patent**
Drew

(10) **Patent No.:** **US D485,504 S**

(45) **Date of Patent:** **** Jan. 20, 2004**

(54) **ARTICLE OF JEWELRY**

(75) **Inventor:** **Connie Landstrom Drew**, Rapid City, SD (US)

(73) **Assignee:** **Black Hills Jewelry Manufacturing Company**, Rapid City, SD (US)

(**) **Term:** **14 Years**

(21) **Appl. No.:** **29/180,530**

(22) **Filed:** **Apr. 25, 2003**

Related U.S. Application Data

(62) Division of application No. 29/150,329, filed on Nov. 21, 2001.

(51) **LOC (7) Cl.** **11-01**

(52) **U.S. Cl.** **D11/56**

(58) **Field of Search** D11/1, 2, 7, 40, D11/44, 48, 61, 79-81, 86, 95-99, 108-109, 116; 63/13, 14.1, 18-20, 23

(56) **References Cited**

U.S. PATENT DOCUMENTS

D129,851 S 10/1941 Philippe D11/77
D378,904 S 4/1997 Sciuto D11/66

D392,912 S 3/1998 Roos et al. D11/81
D394,822 S 6/1998 Swenson et al. D11/77
D455,978 S 4/2002 Brown D11/98
D473,813 S * 4/2003 Titus et al. D11/66

* cited by examiner

Primary Examiner—Ralf Seifert

(74) *Attorney, Agent, or Firm*—Sheridan Ross P.C.

(57) **CLAIM**

I claim the ornamental design for an article of jewelry, as shown and described.

DESCRIPTION

FIG. 1 is a front view of an article of jewelry showing my new design.

FIG. 2 is a back view of the article of jewelry illustrated in FIG. 1.

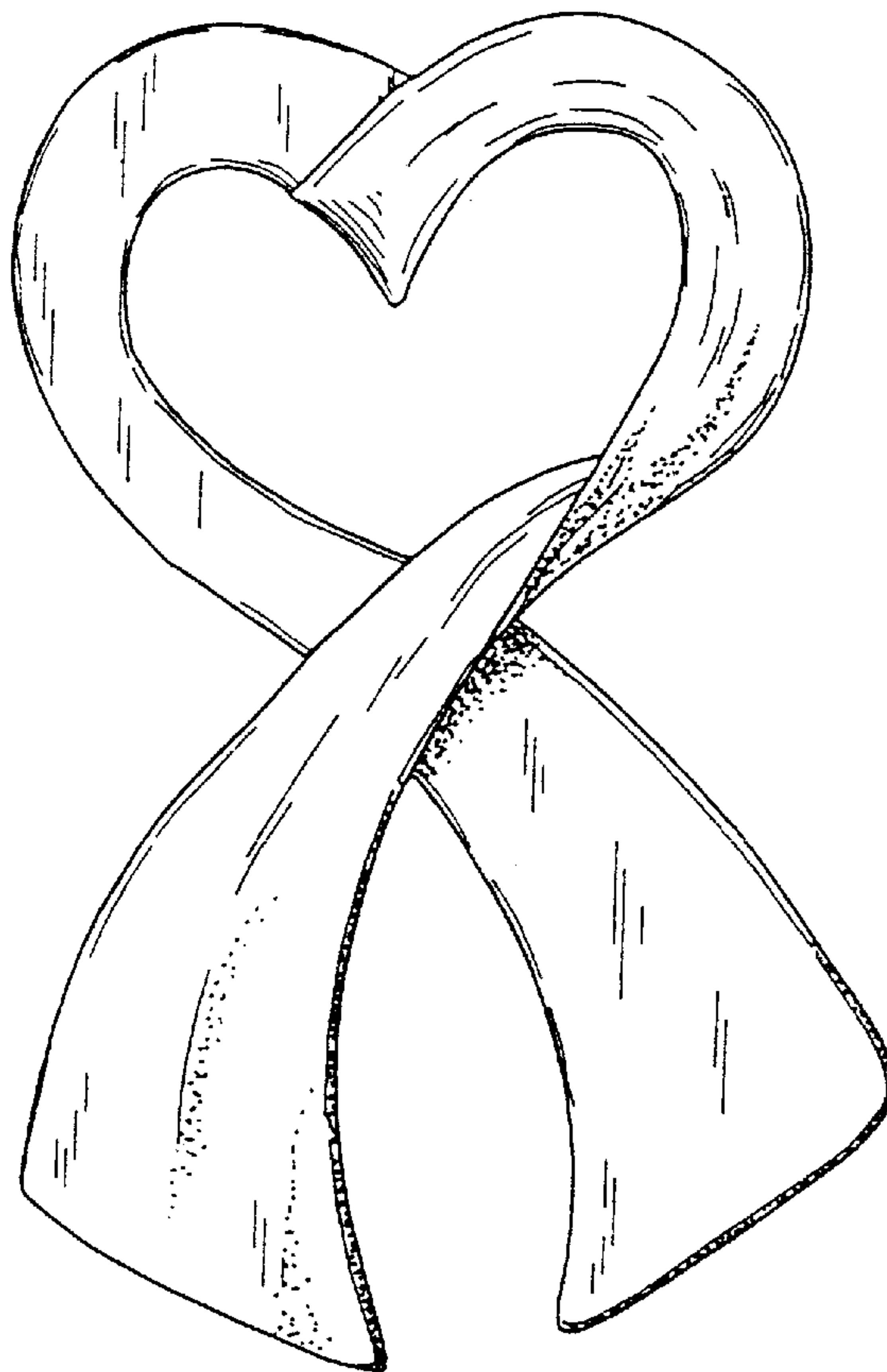
FIG. 3 is a left view of the article of jewelry illustrated in FIG. 1.

FIG. 4 is a right view of the article of jewelry illustrated in FIG. 1.

FIG. 5 is a top view of the article of jewelry illustrated in FIG. 1; and,

FIG. 6 is a bottom view of the article of jewelry illustrated in FIG. 1.

1 Claim, 2 Drawing Sheets



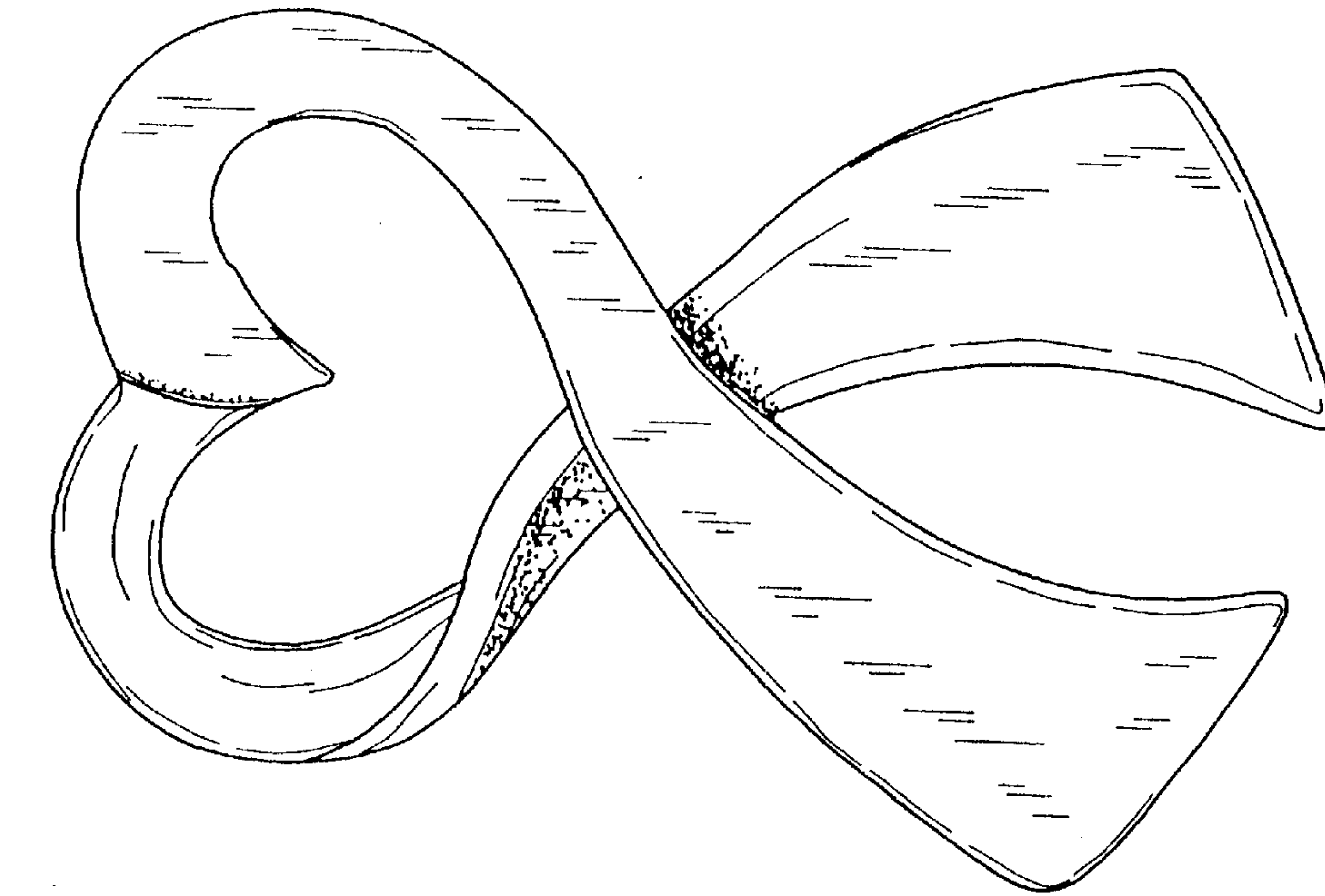


FIG. 1

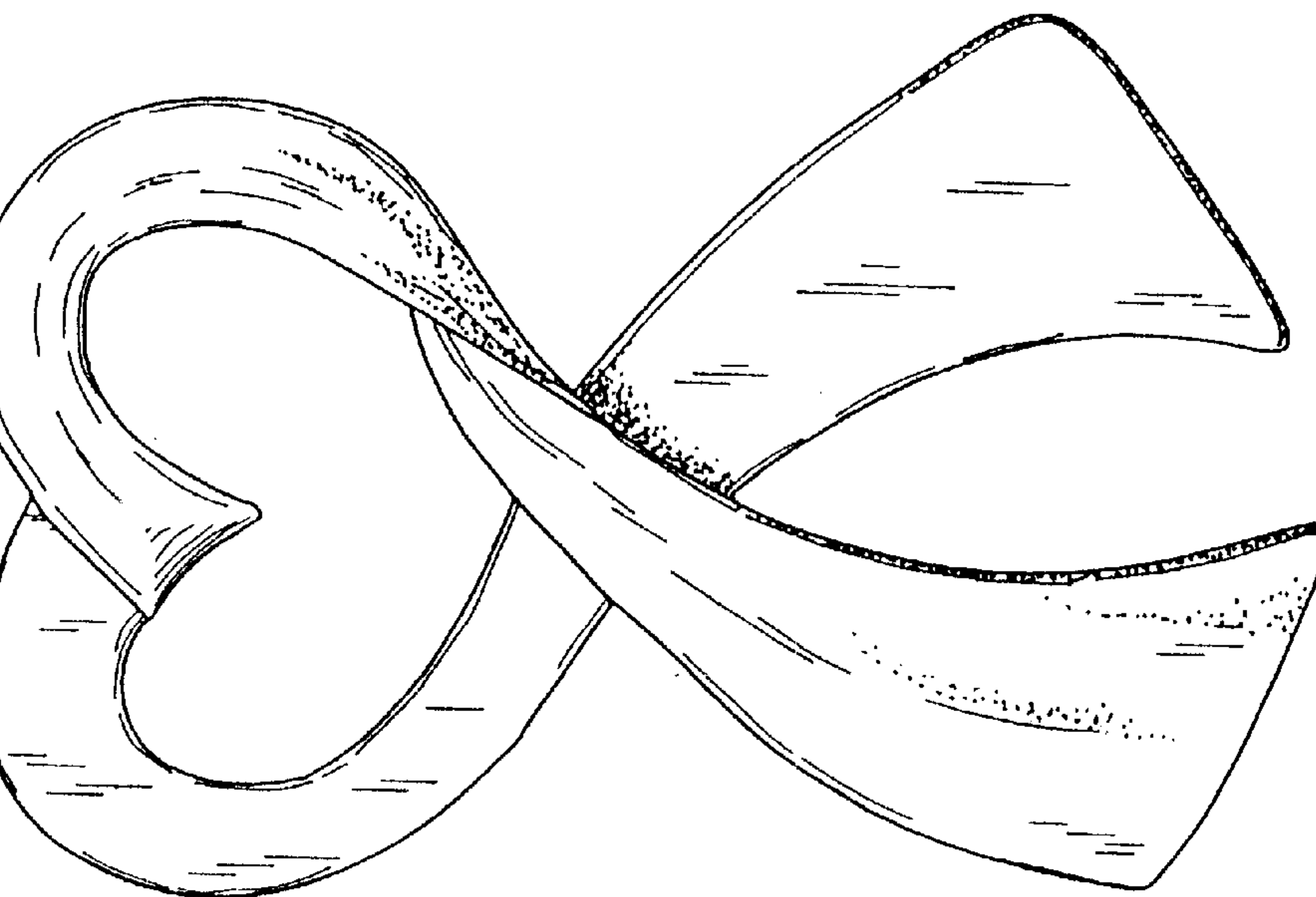


FIG. 2

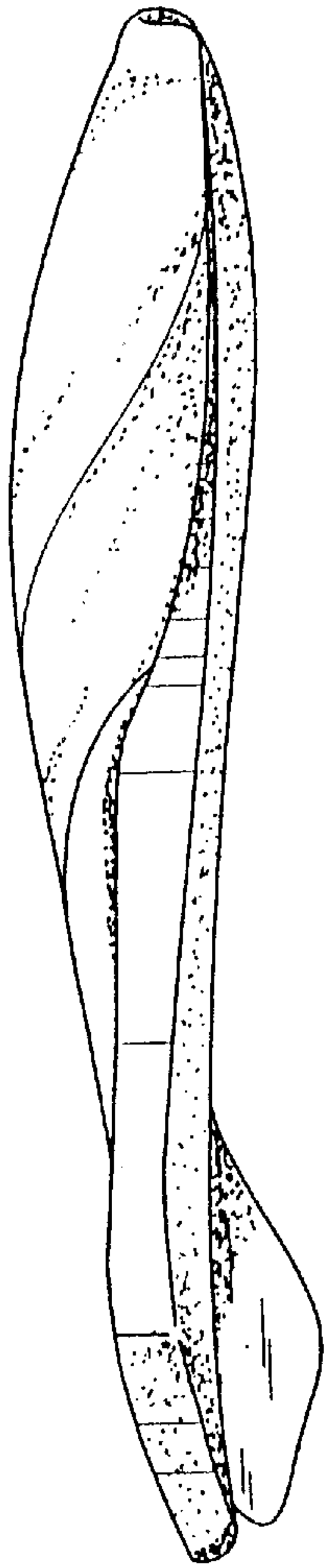


FIG. 3

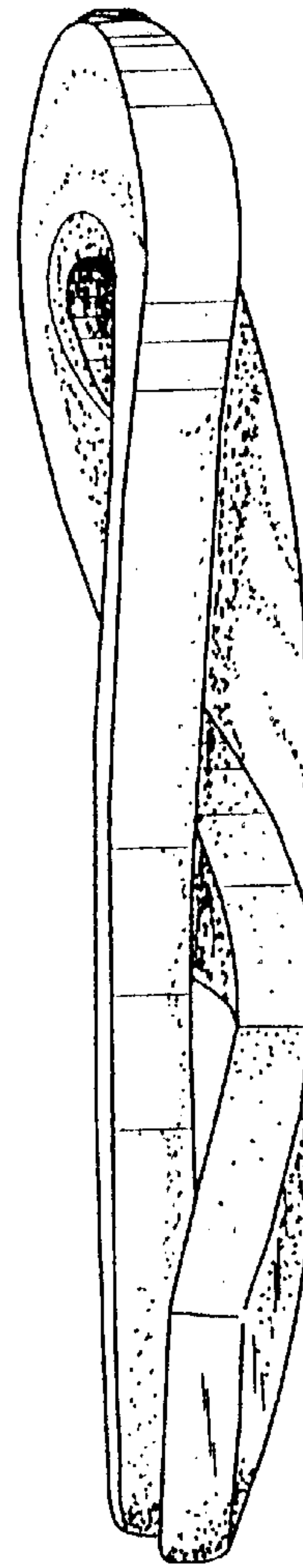


FIG. 4



FIG. 5

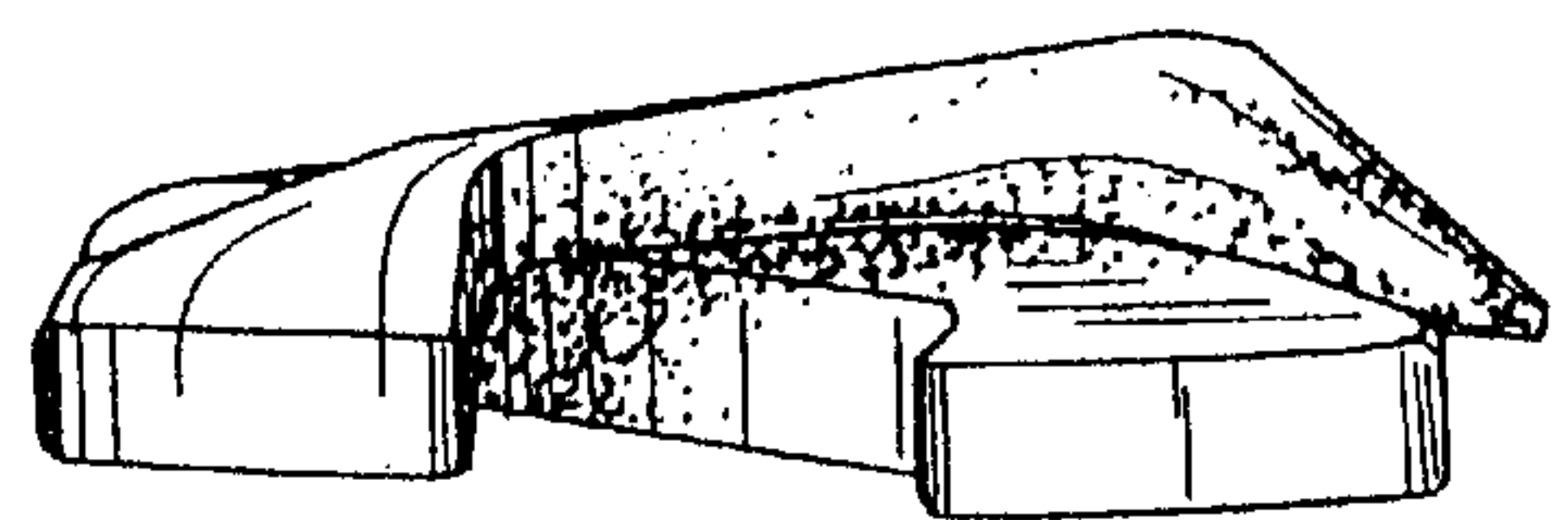


FIG. 6