



US00D485503S

(12) **United States Design Patent**
Namaky et al.

(10) **Patent No.:** **US D485,503 S**
(45) **Date of Patent:** **** Jan. 20, 2004**

(54) **DISPLAY FOR A TESTER DEVICE**

(75) Inventors: **Hamid Namaky**, South Russell, OH (US); **Robert A. Roberts**, South Euclid, OH (US); **Matthew H. Koran**, Strongsville, OH (US)

(73) Assignee: **Actron Manufacturing**, Cleveland, OH (US)

(**) Term: **14 Years**

(21) Appl. No.: **29/158,885**

(22) Filed: **Apr. 11, 2002**

(51) **LOC (7) Cl.** **10-04**

(52) **U.S. Cl.** **D10/80**

(58) **Field of Search** D10/46, 28, 80; 78/23.31, 23.32; 329/121 R, 115, 130, 379; 340/439, 825.69, 825.72; 345/173, 130; 455/456; 701/29, 33, 35, 36, 48, 66, 97; 324/110, 114, 115, 149, 151 A, 151 R, 156, 158 R; D13/174; D14/391-397

(56) **References Cited**

U.S. PATENT DOCUMENTS

D263,808 S	4/1982	Tanaka
D269,165 S	5/1983	Driscoll
D271,950 S	12/1983	Moore
D276,844 S	12/1984	Eaton
D289,621 S	5/1987	Tanaka et al.
D290,097 S	6/1987	Baumann et al.
D323,129 S	1/1992	Dulaney et al.
D346,759 S	5/1994	Job et al.

D368,493 S	4/1996	Boes et al.
D418,826 S	1/2000	Pavely et al.
D422,545 S	4/2000	Palalau et al.
D428,397 S	7/2000	Palalau et al.
D445,745 S	7/2001	Norman
D447,435 S	9/2001	Thomas
D449,833 S	* 10/2001	Prokop D14/396

* cited by examiner

Primary Examiner—Antoine Duval Davis
(74) *Attorney, Agent, or Firm*—Calfee, Halter & Griswold LLP

(57) **CLAIM**

The ornamental design for a display for a tester device, as shown and described.

DESCRIPTION

FIG. 1 is a front elevational view of a display for a tester device showing first embodiment of our design, in an unenergized condition.


FIG. 2 is a front elevational view of a display for a tester device showing a second way to practice the first embodiment of our design, in an unenergized condition; and,

FIG. 3 is a front elevational view of a display for a tester device showing a third way to practice the first embodiment of our design, in an unenergized condition.

The display is conventionally flat and of no appreciable thickness.

The broken line display screen in each of the drawings is shown for illustrative purposes only and forms no part of the claimed design.

1 Claim, 3 Drawing Sheets



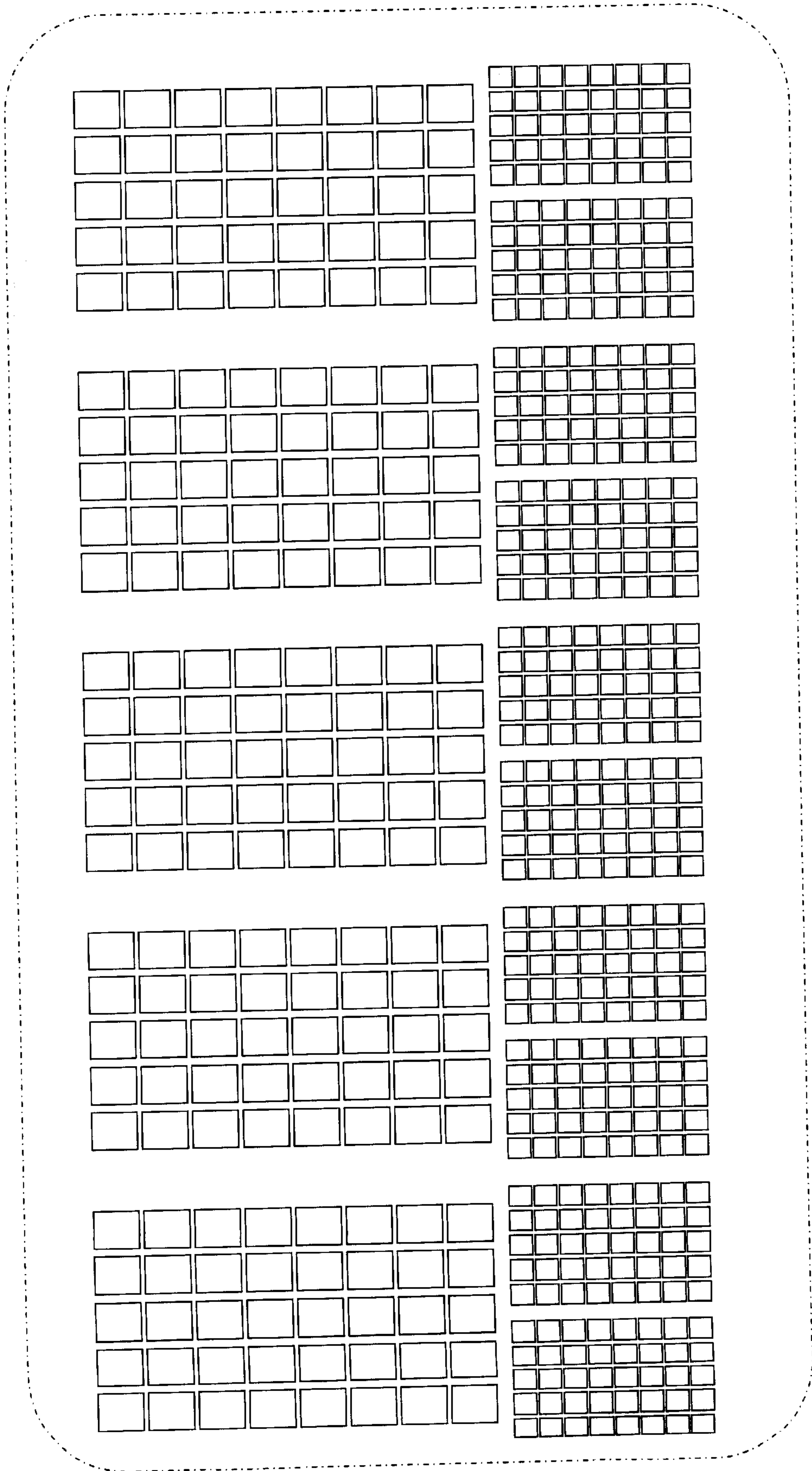


Fig. 1

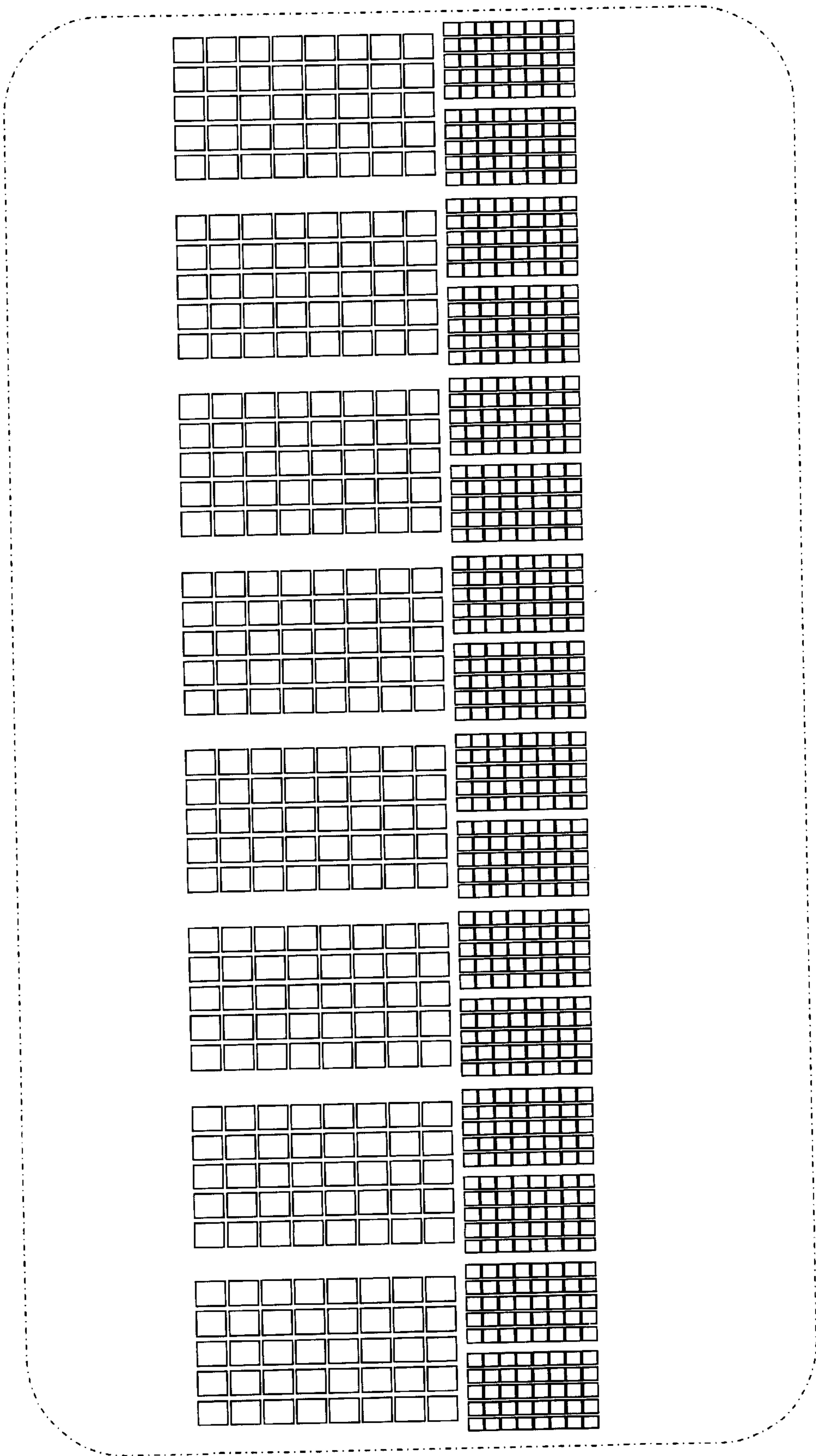


Fig. 2




Fig. 3