



US00D485496S

(12) **United States Design Patent**
Steele, IV et al.

(10) **Patent No.: US D485,496 S**
(45) **Date of Patent: ** Jan. 20, 2004**

(54) **LIQUID DISPENSER**

(75) Inventors: **William E. Steele, IV**, Fort Worth, TX (US); **Phillip D. Livingston**, Dallas, TX (US); **Clarence D. Zierhut**, Garland, TX (US)

(73) Assignee: **Remington Health Products, L.L.C.**, Fort Worth, TX (US)

(**) Term: **14 Years**

(21) Appl. No.: **29/179,271**

(22) Filed: **Apr. 8, 2003**

Related U.S. Application Data

(62) Division of application No. 29/159,914, filed on Apr. 29, 2002, now Pat. No. Des. 476,975.

(51) **LOC (7) Cl. 09-01**

(52) **U.S. Cl. D9/530; D9/516; D9/529; D9/543; D9/560**

(58) **Field of Search D9/454, 503, 516, D9/529-531, 537-543, 552, 557-558, 565, 570, 574, 444, 445; 215/12.1-12.2, 382-384, 396, 398, 400**

(56) **References Cited**

U.S. PATENT DOCUMENTS

- 525,753 A 9/1894 Turner
- 526,772 A 10/1894 Dickerson
- D97,400 S 11/1935 Lewis
- D177,570 S 5/1956 James
- D188,297 S 6/1960 Pedrick, III
- D231,083 S 4/1974 Campbell
- D234,250 S 2/1975 Holzaepfel
- D234,914 S 4/1975 Morgan
- 4,150,761 A 4/1979 Collins
- 4,230,230 A 10/1980 Mumford
- 4,273,247 A 6/1981 Earls
- D276,592 S 12/1984 Cox

- D285,659 S 9/1986 Paulovich et al.
- 4,834,251 A 5/1989 Yu
- 4,998,649 A 3/1991 Thanisch
- D340,867 S 11/1993 Martin
- 5,544,768 A 8/1996 Gargione
- D376,541 S 12/1996 Gobe
- D378,193 S 2/1997 Gobe
- D378,662 S 4/1997 Gobe
- D379,930 S 6/1997 Gobe
- D381,271 S 7/1997 Paoloski
- D385,041 S 10/1997 Sanfilippo
- D392,390 S 3/1998 Chan et al.
- 5,735,417 A 4/1998 Darr et al.
- D399,756 S 10/1998 Lonczak et al.
- D423,107 S 4/2000 Brown et al.
- 6,102,223 A 8/2000 Montgomery
- D440,157 S 4/2001 Lichtman et al.
- D446,727 S 8/2001 Cummings
- D451,025 S * 11/2001 Meeker et al. D9/500
- D453,892 S 2/2002 Lindsay et al.

OTHER PUBLICATIONS

U.S. patent application Ser. No. 29/159,914 filed Apr. 29, 2002 entitled *Liquid Dispenser* by Steele, et al.

* cited by examiner

Primary Examiner—Philip S. Hyder
Assistant Examiner—Carol Rademaker
(74) *Attorney, Agent, or Firm*—Fulbright & Jaworski L.L.P.

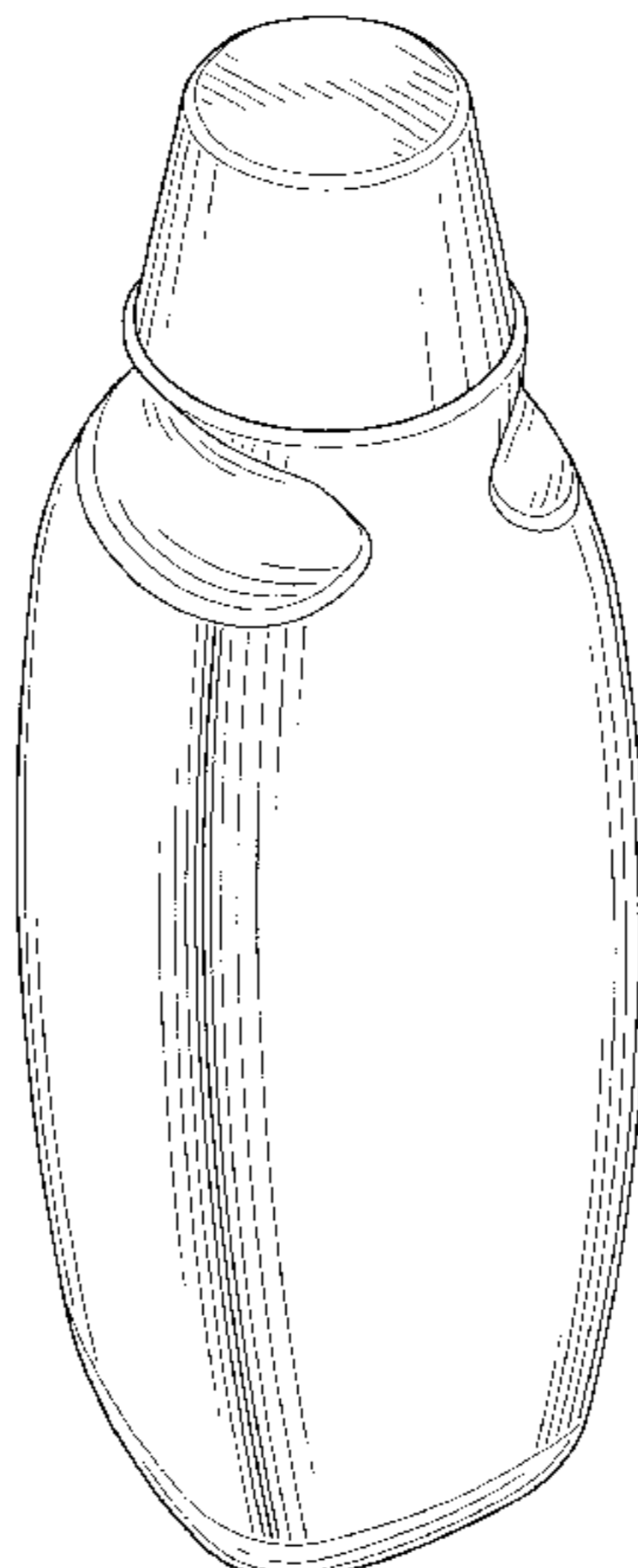
(57) **CLAIM**

The ornamental design for a liquid dispenser, as shown and described.

DESCRIPTION

FIG. 1 is a perspective view of the ornamental design of a liquid dispenser showing our design; FIG. 2 is a front view of the liquid dispenser; FIG. 3 is a side view of the liquid dispenser; FIG. 4 is a top view of the liquid dispenser; and, FIG. 5 is a bottom view of the liquid dispenser.

1 Claim, 2 Drawing Sheets



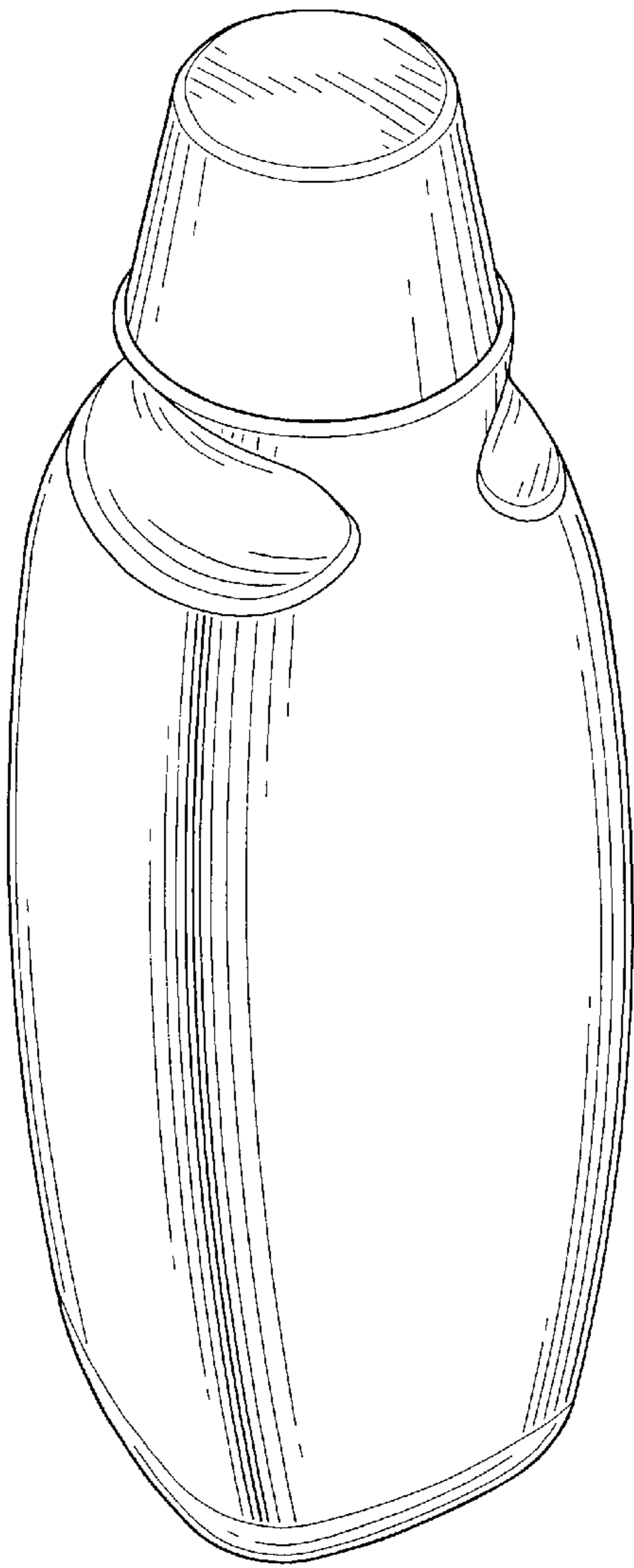


FIG. 1

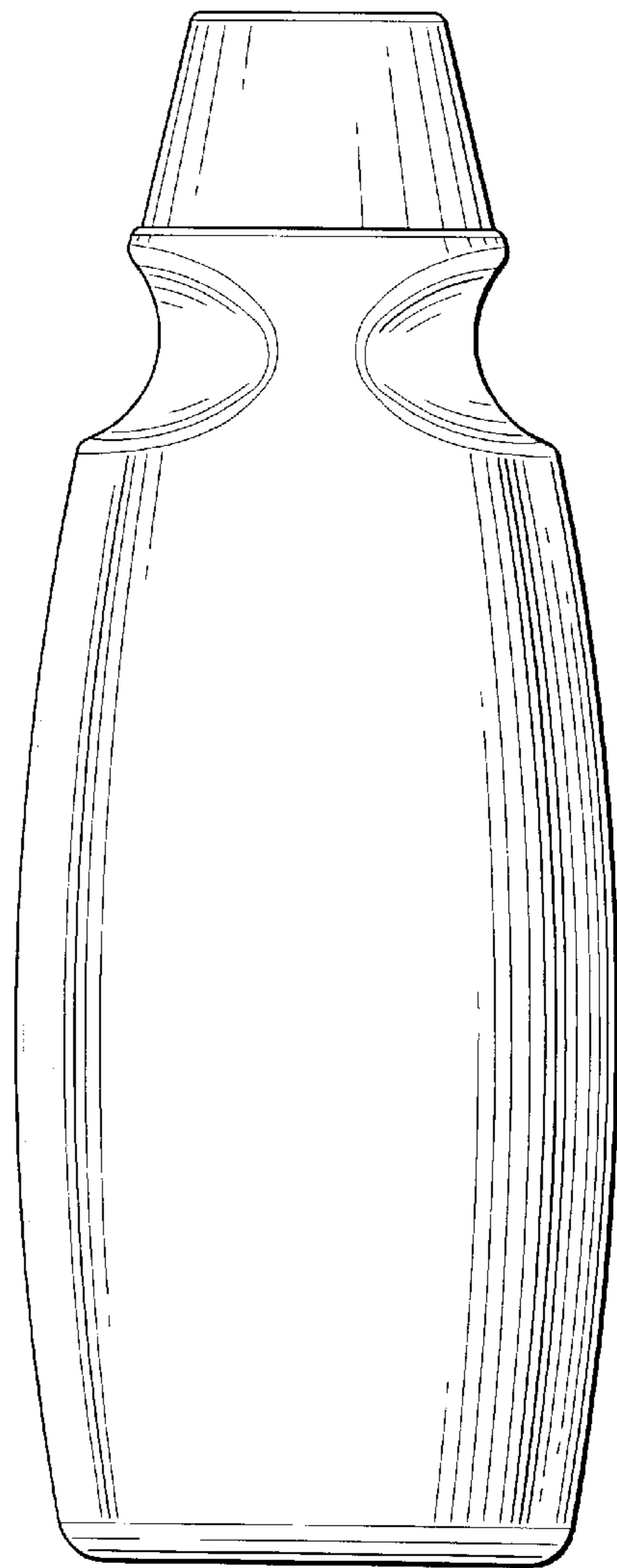


FIG. 2

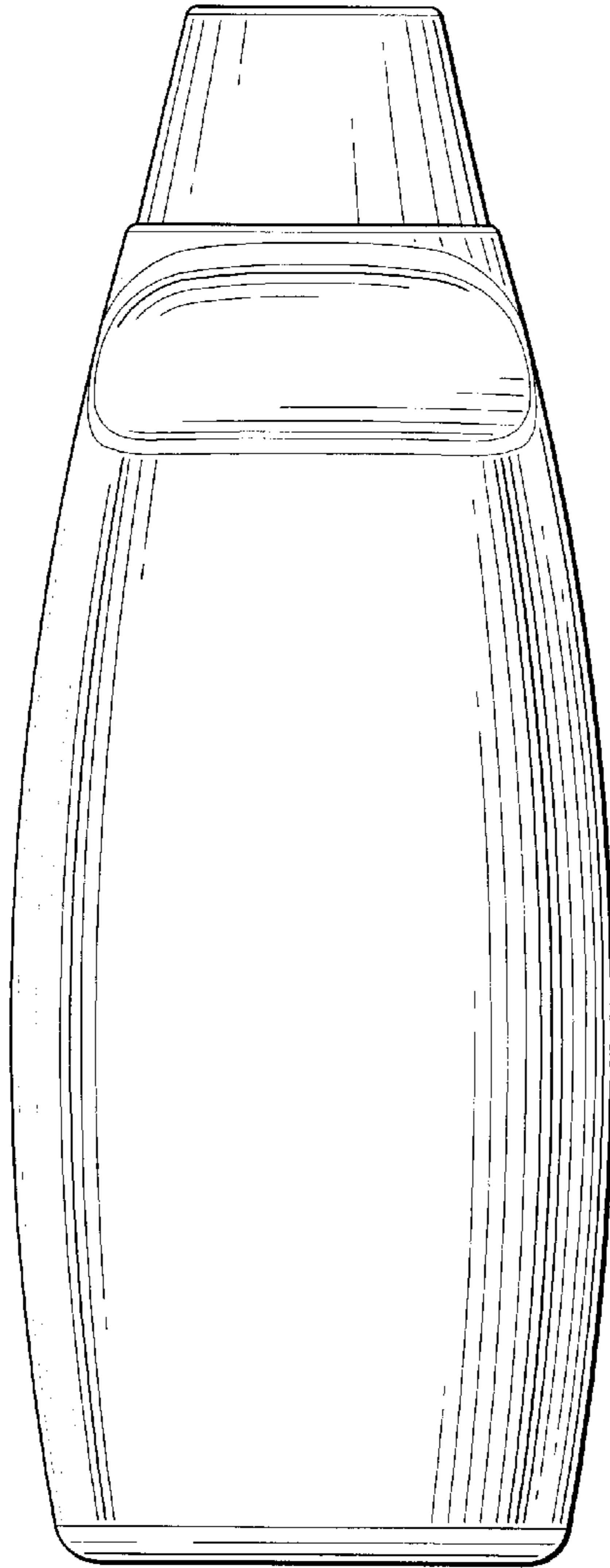


FIG. 3

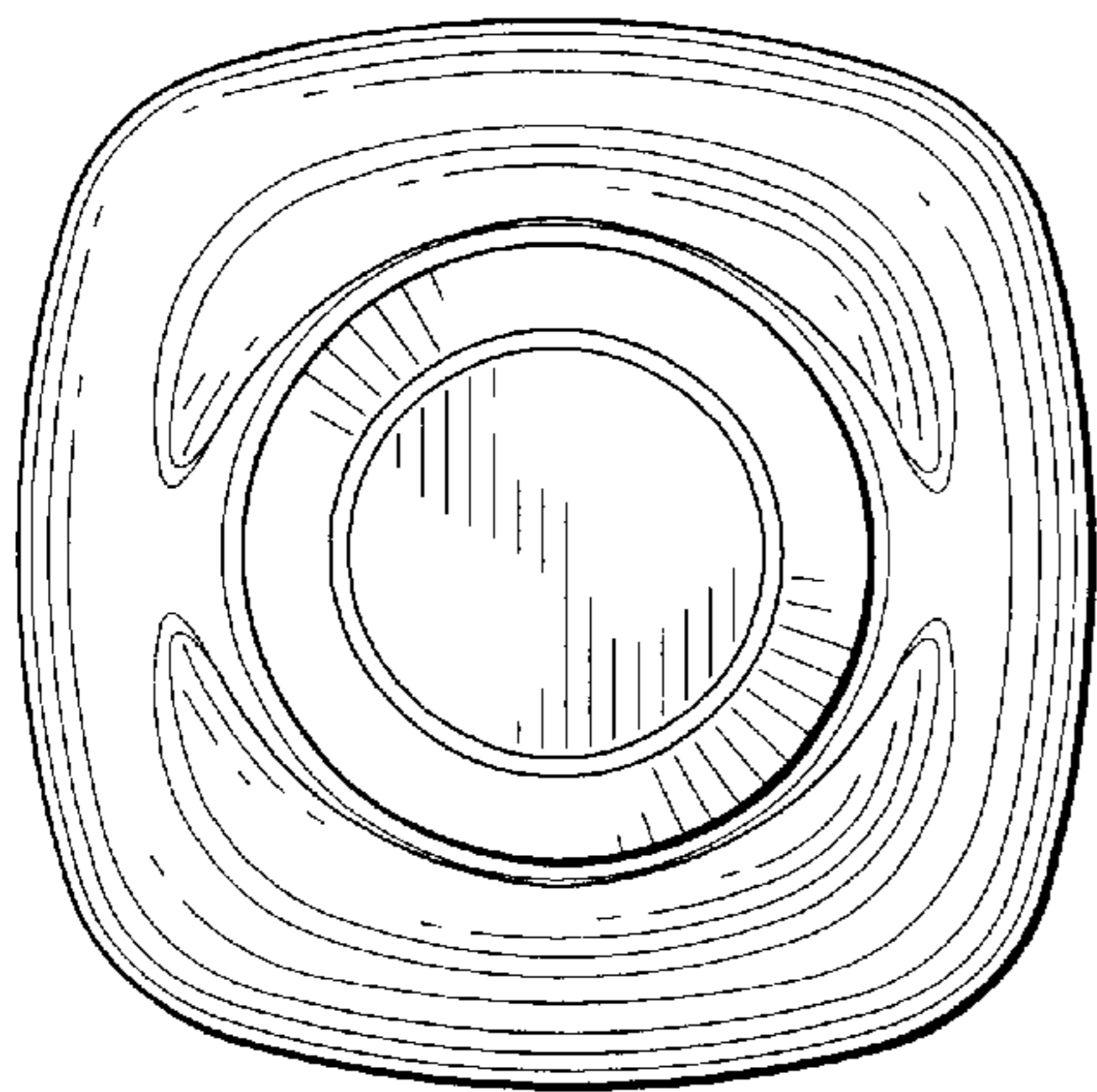


FIG. 4

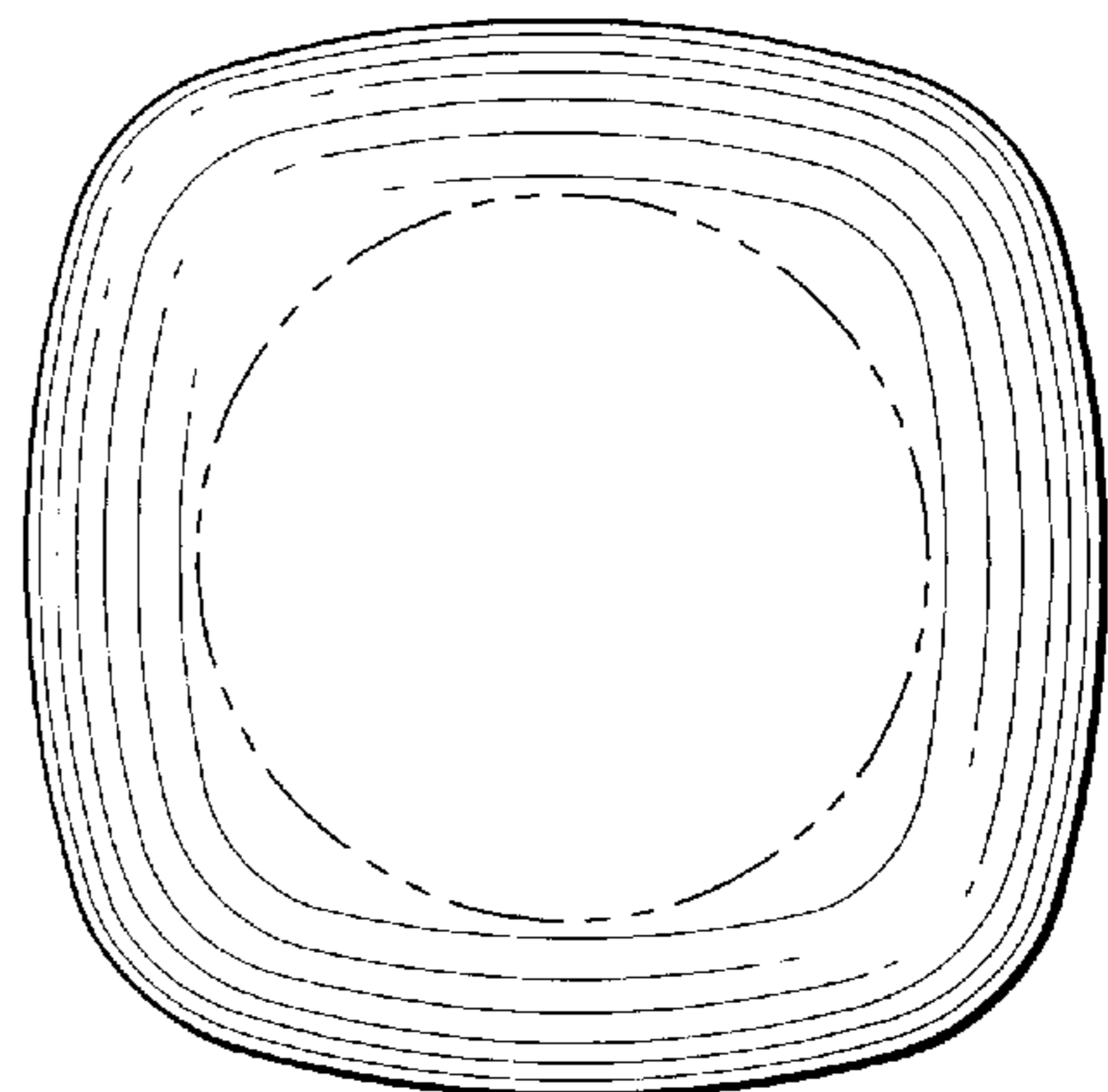


FIG. 5