



US00D485483S

(12) **United States Design Patent**  
**Heathcock et al.**

(10) **Patent No.:** **US D485,483 S**

(45) **Date of Patent:** **\*\* \*Jan. 20, 2004**

(54) **ERGONOMIC HANDLE ASSEMBLY**

(75) Inventors: **John A. Heathcock**, Racine, WI (US);  
**Peter M. Neumann**, Racine, WI (US);  
**Michael E. Short**, Racine, WI (US)

(73) Assignee: **S. C. Johnson & Son, Inc.**, Racine, WI (US)

(\* ) Notice: This patent is subject to a terminal disclaimer.

(\*\* ) Term: **14 Years**

(21) Appl. No.: **29/162,746**

(22) Filed: **Jun. 20, 2002**

(51) **LOC (7) Cl.** ..... **08-05**

(52) **U.S. Cl.** ..... **D8/107**

(58) **Field of Search** ..... D8/82-87, 21-29, D8/107, 303; D7/393, 395, 645; 81/177.1, 436-440, 489, 177.5, 177.7, 177.8, 177.9, 58.1, 60; 16/110.1, 421, 422, 430

(56) **References Cited**

**U.S. PATENT DOCUMENTS**

D132,891 S \* 6/1942 Chapman ..... D8/25

2,462,729 A \* 2/1949 Deck ..... 81/58.1  
3,713,356 A \* 1/1973 Knudsen ..... 81/62  
D304,993 S \* 12/1989 Sunila ..... D8/107  
D340,628 S \* 10/1993 Chow ..... D8/25  
5,619,890 A \* 4/1997 Hattori et al. .... 81/60  
D422,192 S \* 4/2000 Cleveland ..... D8/107  
D426,451 S \* 6/2000 Rosenbaum ..... D8/107  
D438,438 S \* 3/2001 Melvin et al. .... D8/25  
6,216,567 B1 \* 4/2001 Hu ..... 81/177.9  
D449,213 S \* 10/2001 Chiang ..... D8/107

\* cited by examiner

*Primary Examiner*—Clare E. Heflin

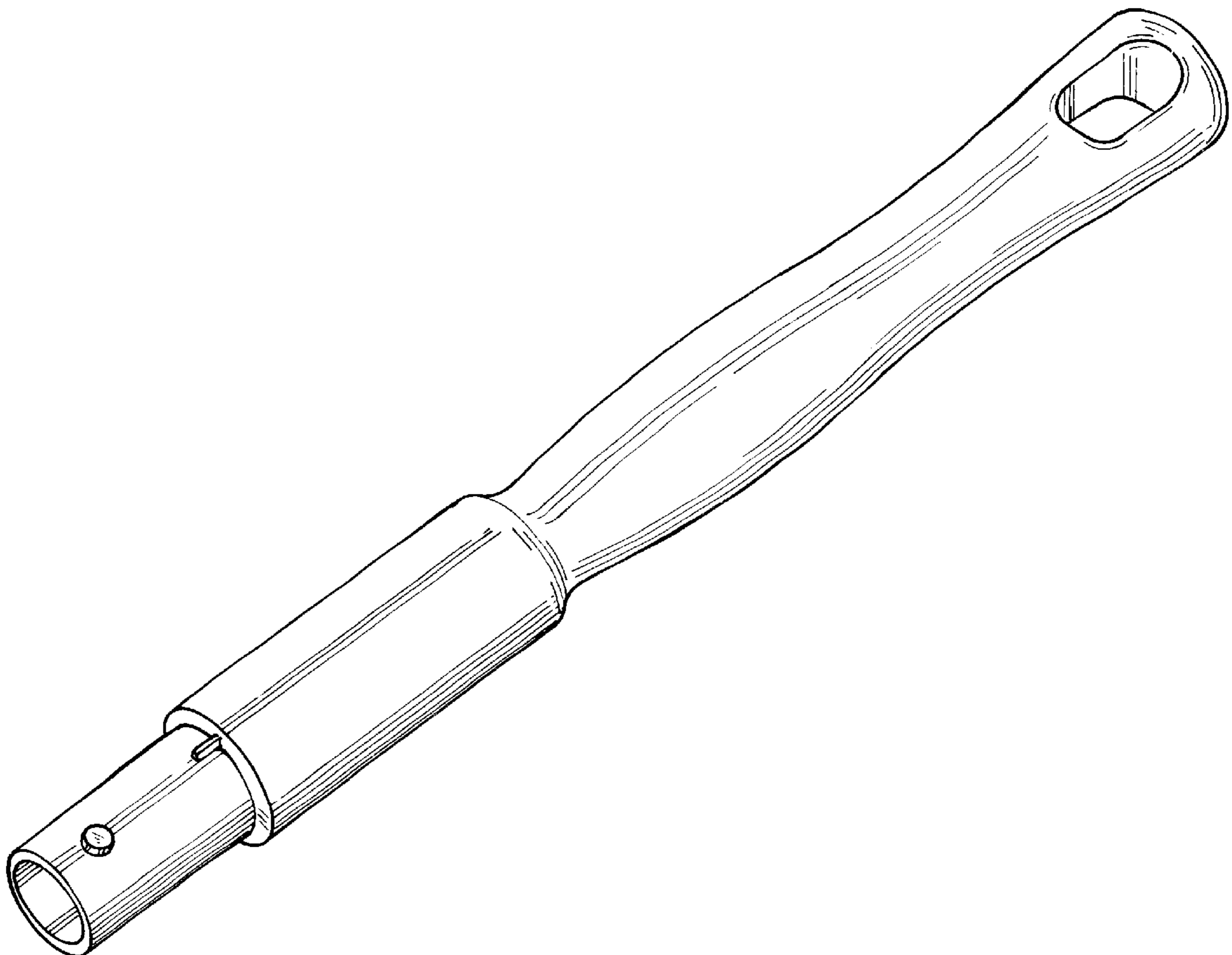
(57) **CLAIM**

The ornamental design of the ergonomic handle assembly, as shown and described.

**DESCRIPTION**

FIG. 1 is a perspective view of the design of the handle.  
FIG. 2 is a bottom end view of the handle of FIG. 1.  
FIG. 3 is a top end view of the handle of FIG. 1.  
FIG. 4 is a longitudinal view of the handle of FIG. 1; and,  
FIG. 5 is a longitudinal view of the handle of FIG. 1, at a 90° orientation from FIG. 4.

**1 Claim, 2 Drawing Sheets**



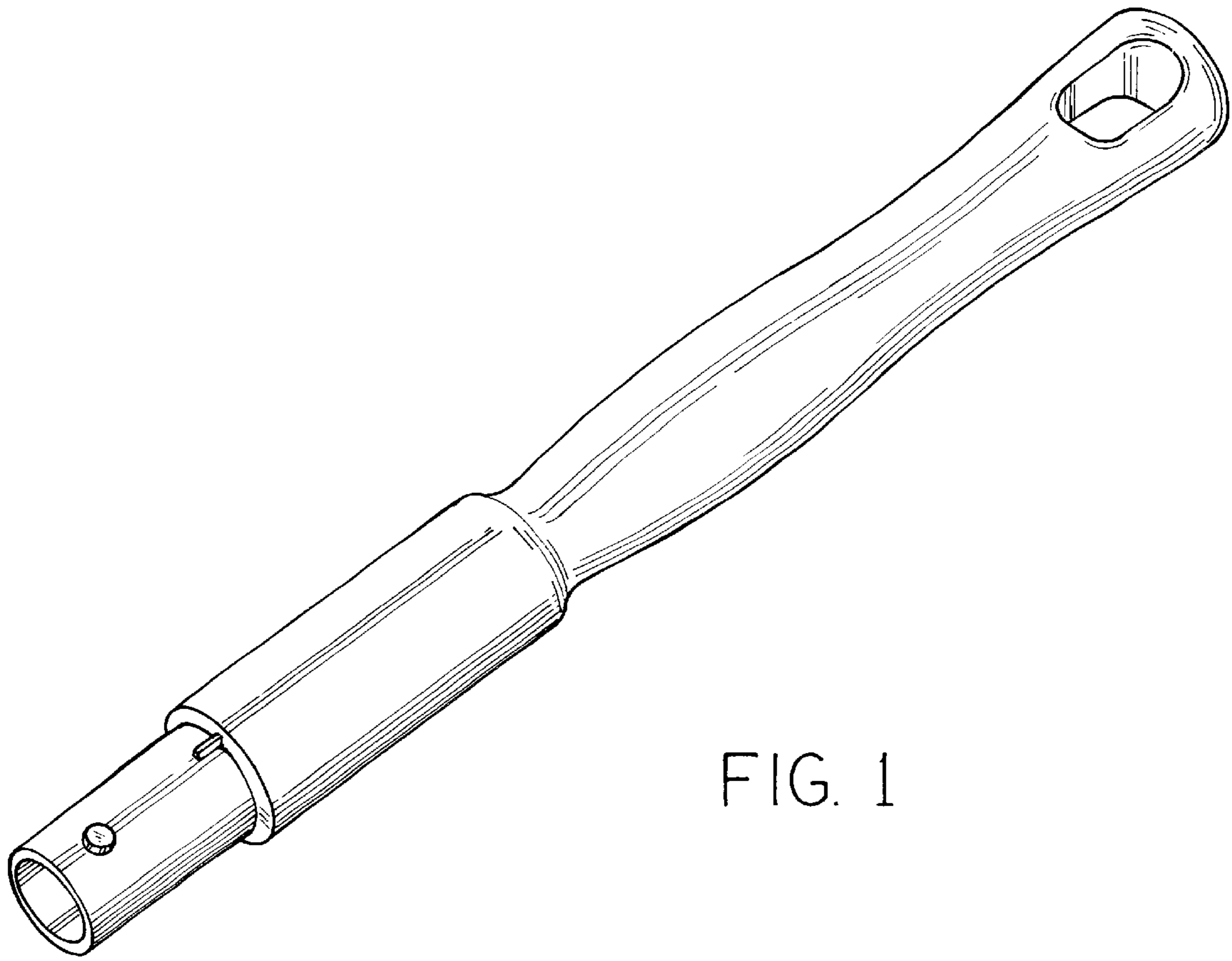


FIG. 1

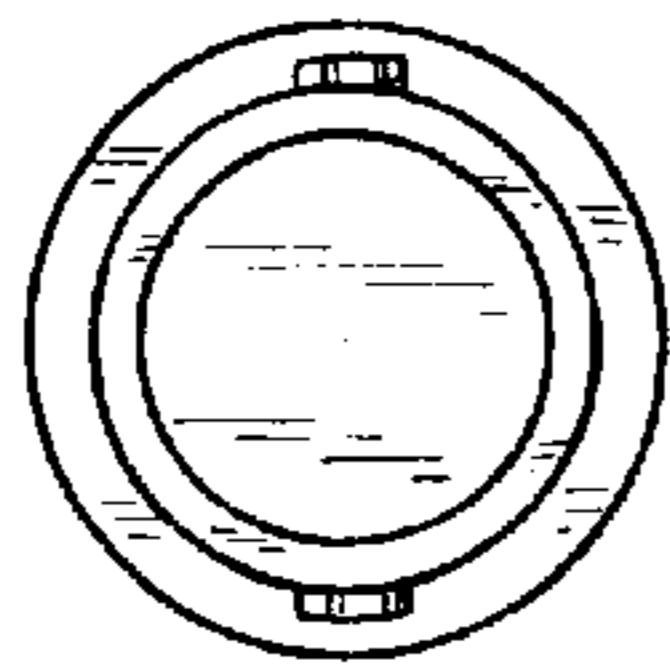


FIG. 2

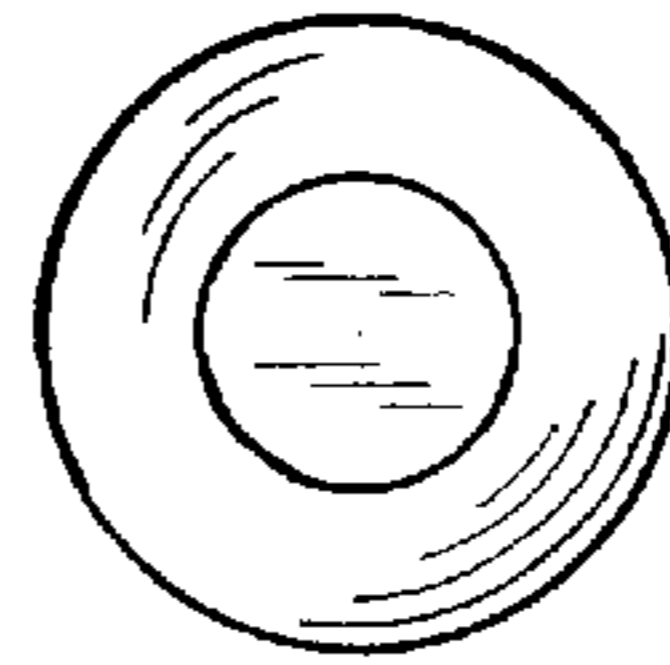


FIG. 3

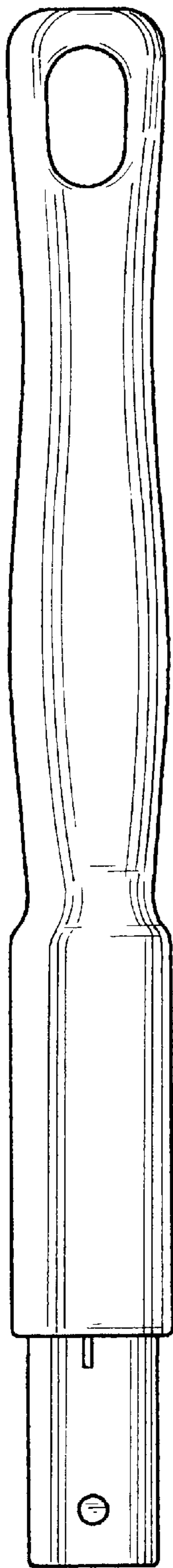


FIG. 4

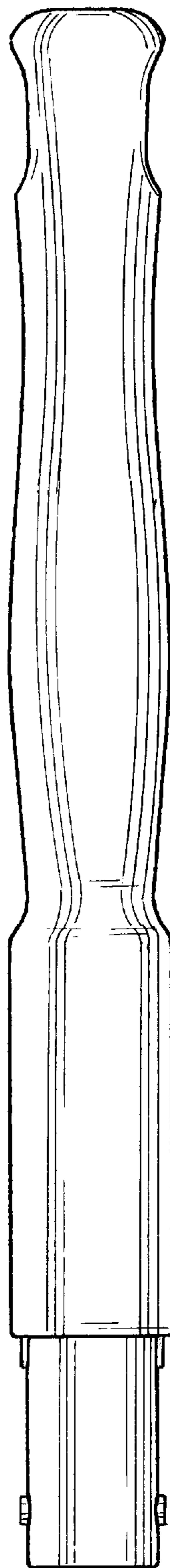


FIG. 5