



US00D485478S

(12) **United States Design Patent**
Sakai

(10) **Patent No.:** **US D485,478 S**

(45) **Date of Patent:** **** Jan. 20, 2004**

(54) **DISK CUTTER**

(75) Inventor: **Hisao Sakai, Iwata-gun (JP)**

(73) Assignee: **Tenryu Seikyo Kabushiki Kaisha, Shizuoka (JP)**

(**) Term: **14 Years**

(21) Appl. No.: **29/166,516**

(22) Filed: **Aug. 30, 2002**

(51) **LOC (7) Cl.** **08-03**

(52) **U.S. Cl.** **D8/20**

(58) **Field of Search** D8/8, 9, 20, 66,
D8/70; D15/133, 139; 30/347, 355, 388,
389, 390, 391; 76/112, 115; 83/835; 125/15,
18; 451/541, 548

(56) **References Cited**

U.S. PATENT DOCUMENTS

3,981,216 A * 9/1976 Lemmon 83/835

4,794,835 A * 1/1989 Fujiyoshi 83/835
D387,261 S * 12/1997 Asada D8/70
5,856,715 A * 1/1999 Peot et al. 30/388
D417,598 S * 12/1999 Dibbern et al. D8/70

* cited by examiner

Primary Examiner—Doris V. Coles

Assistant Examiner—Elizabeth A. Albert

(74) *Attorney, Agent, or Firm*—Armstrong, Kratz, Quintos,
Hanson & Brooks, LLP

(57) **CLAIM**

The ornamental design for a disk cutter, as shown and described.

DESCRIPTION

FIG. 1 is a front elevational view of a disk cutter;
FIG. 2 is a right side elevational view thereof;
FIG. 3 is a left side elevational view thereof; and,
FIG. 4 is a rear elevational view thereof.

1 Claim, 2 Drawing Sheets




FIG.2

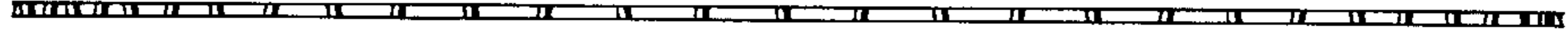


FIG.1

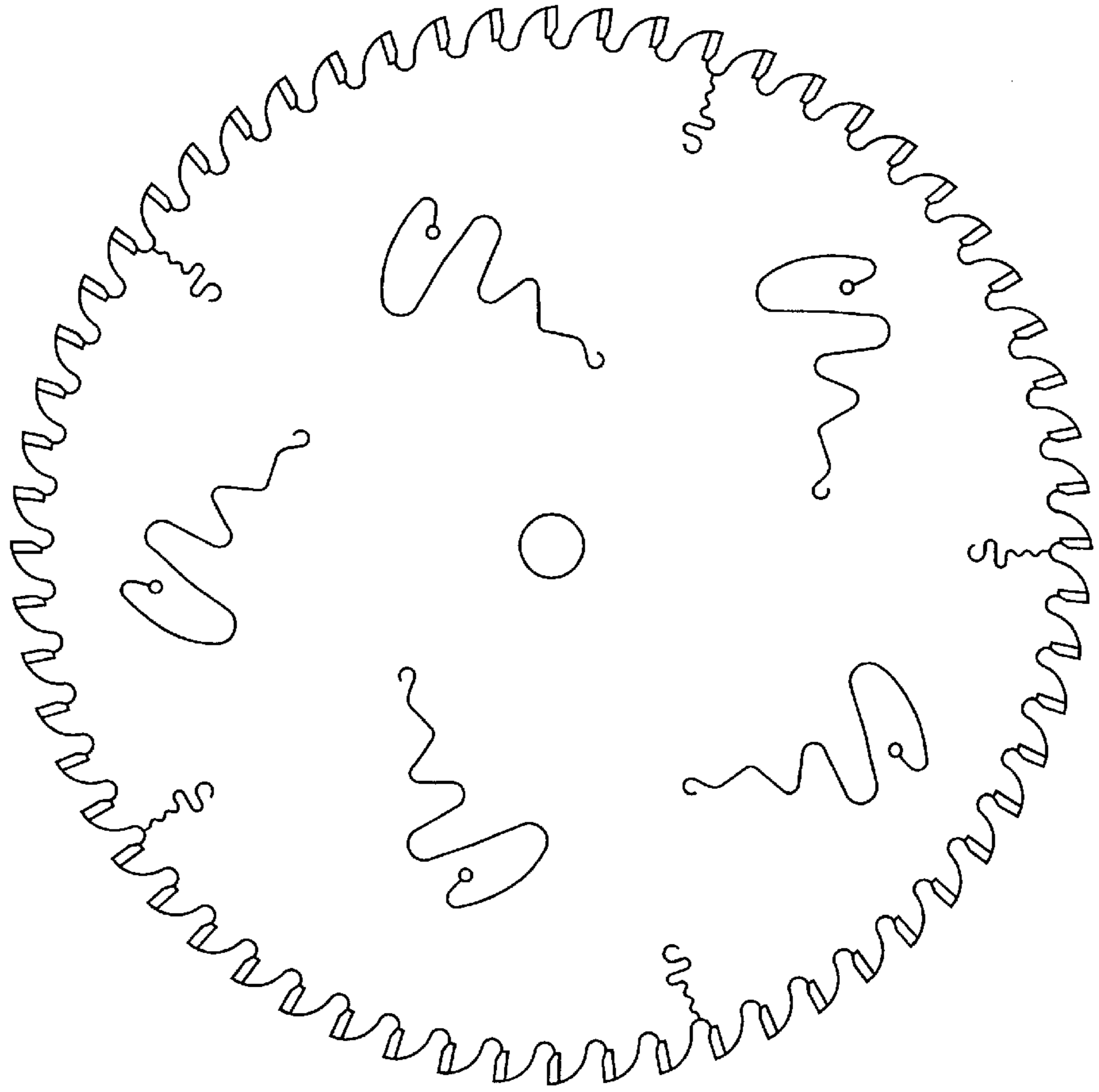


FIG.3

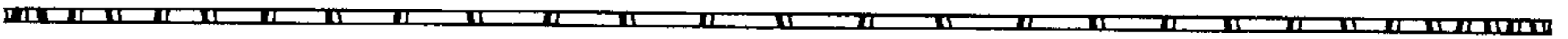


FIG. 4

