



US00D485469S

(12) **United States Design Patent**
Siegel et al.

(10) **Patent No.:** **US D485,469 S**
(45) **Date of Patent:** **** Jan. 20, 2004**

- (54) **GRATE FOR A GRILL**
- (75) Inventors: **Dan Siegel**, Huntington, NY (US);
Adam Krent, Brooklyn, NY (US)
- (73) Assignee: **Lifetime Hoan Corporation**, Westbury,
NY (US)
- (**) Term: **14 Years**
- (21) Appl. No.: **29/178,837**
- (22) Filed: **Apr. 1, 2003**
- (51) **LOC (7) Cl.** **07-02**
- (52) **U.S. Cl.** **D7/408**
- (58) **Field of Search** D7/334, 337, 340,
D7/342, 345, 346, 408, 409; 126/152 R,
152 B, 1 R, 27, 214 C, 25 B

4,150,610 A	4/1979	Ferrara	
4,351,314 A	9/1982	Morton	
4,526,158 A	7/1985	Lee	
D284,543 S	* 7/1986	Huls	D7/409
4,748,967 A	6/1988	Smith	126/59
5,143,046 A	9/1992	Koziol	
5,257,616 A	11/1993	Koziol	
5,711,210 A	1/1998	Kaufman	99/340
6,035,768 A	3/2000	Kaufman	
D435,191 S	12/2000	Cooper	
6,470,875 B2	10/2002	Liu	
2002/0033172 A1	3/2002	Ruiz	

* cited by examiner

Primary Examiner—Louis S. Zarfaz
Assistant Examiner—Robert A. Delehanty
(74) *Attorney, Agent, or Firm*—Goodman & Teitelbaum

(56) **References Cited**

U.S. PATENT DOCUMENTS

842,703 A	*	1/1907	Roberts	D7/409	X
966,579 A	*	8/1910	Myers	D7/408	X
D98,885 S		1/1936	Pearson		
D172,672 S		7/1954	Lennox		
D171,542 S		9/1954	Harrel		
D188,779 S	*	9/1960	Kates	D7/409	
D193,163 S		7/1962	Levi		
3,191,593 A		6/1965	Kruck		
3,453,975 A	*	7/1969	Gunter	126/25	B
D214,856 S	*	8/1969	Feldkircher	D7/408	
D214,857 S	*	8/1969	Feldkircher	D7/408	
D219,693 S		1/1971	Hahn		
D220,371 S		3/1971	Strauss		
D229,013 S	*	11/1973	Storandt	D7/332	
3,978,782 A		9/1976	Werling	99/446	

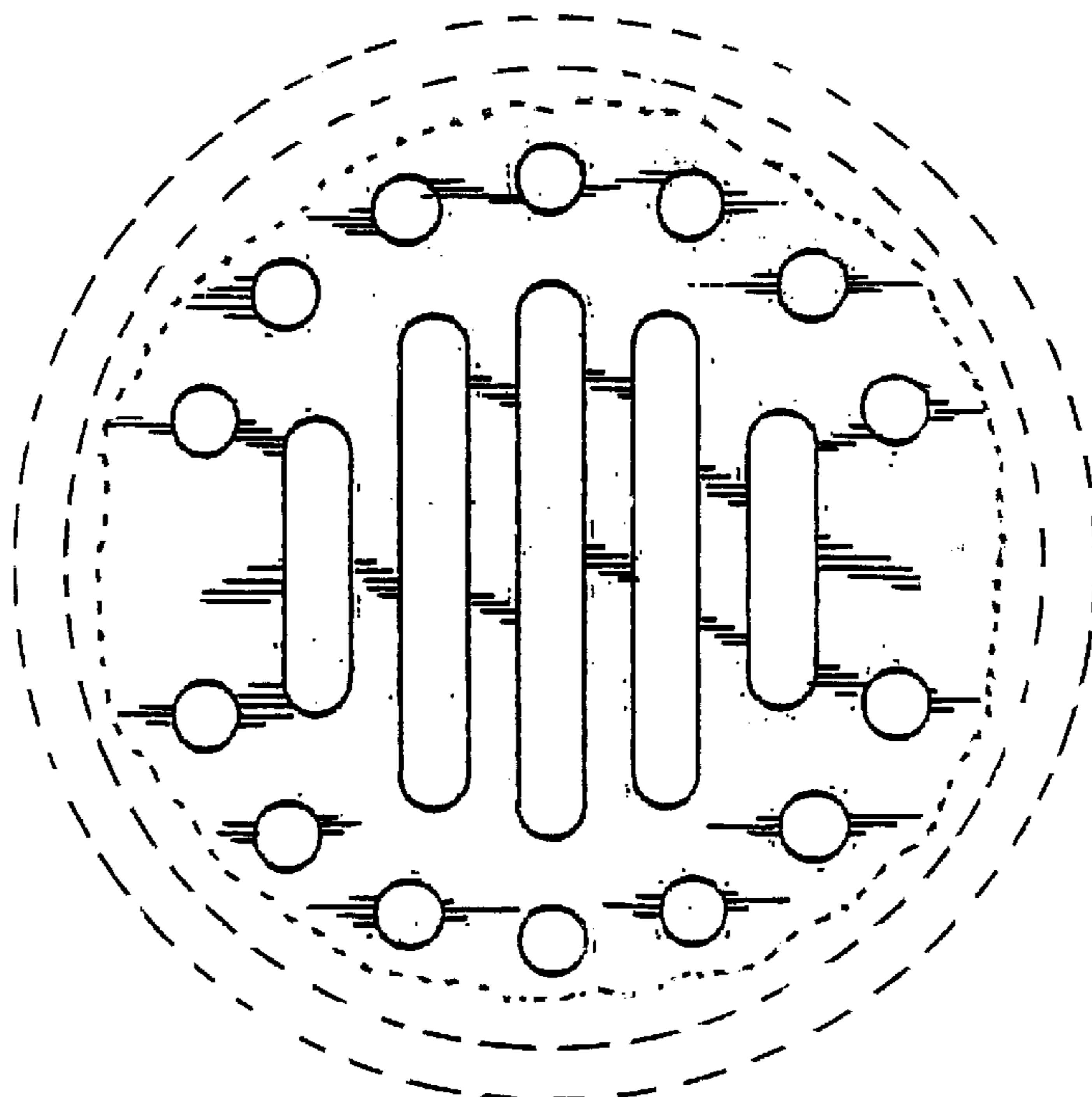
(57) **CLAIM**

The design for a grate for a grill, as shown, described and illustrated herein.

DESCRIPTION

FIG. 1 is a top plan view of a grate for a grill in accordance with a first embodiment of our design, the bottom view being the same; and, FIG. 2 is a side elevational view of one side of the grate for a grill design shown in FIG. 1, the rear and other side elevational views being the same. In FIGS. 1–2 the dashed lines in the figures represent environmental subject matter and form no part of the claimed design, and the dotted lines represent the borders between claimed subject matter and unclaimed environmental subject matter, and form no part of the claimed designs.

1 Claim, 1 Drawing Sheet



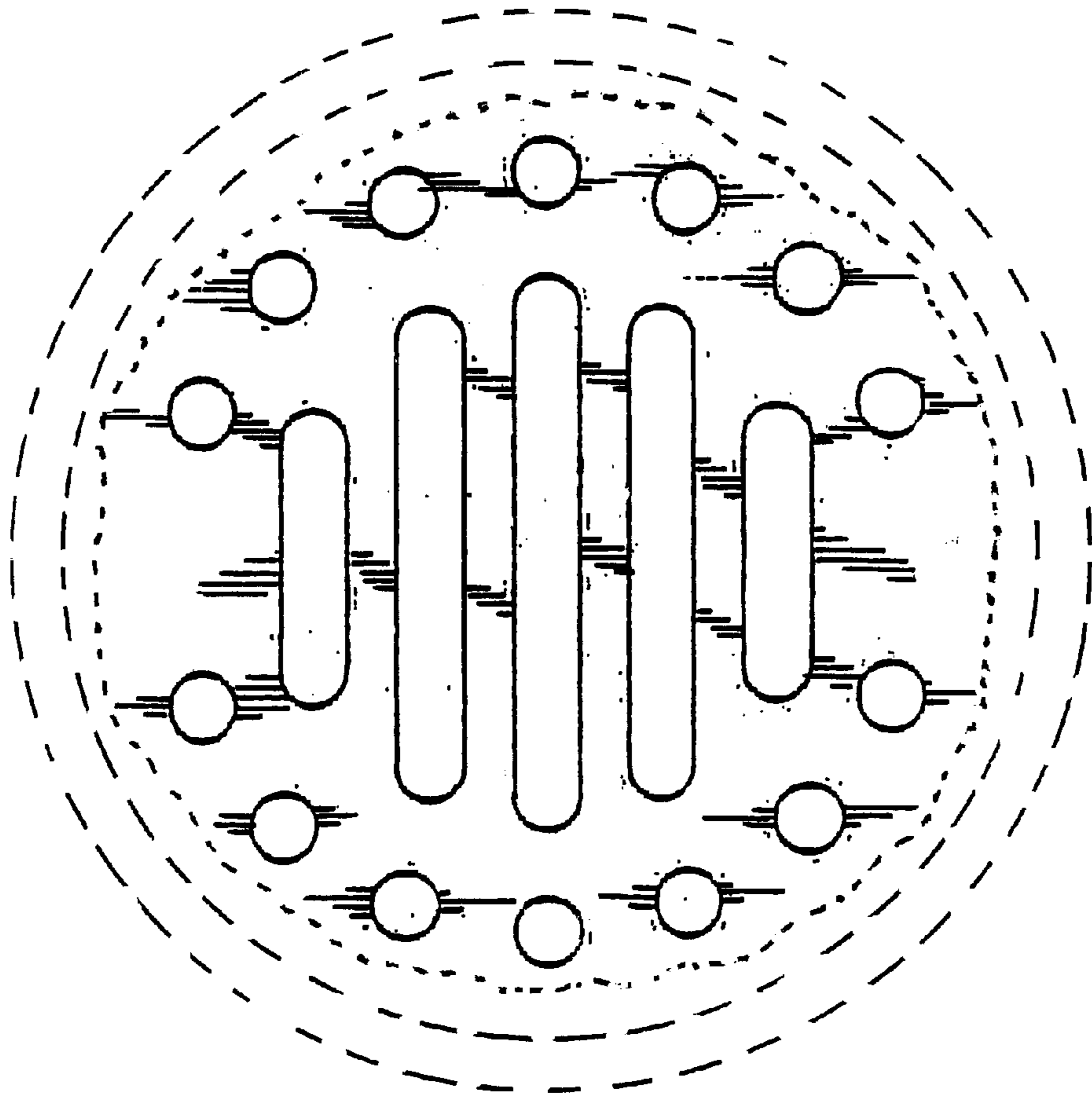


FIG. 1

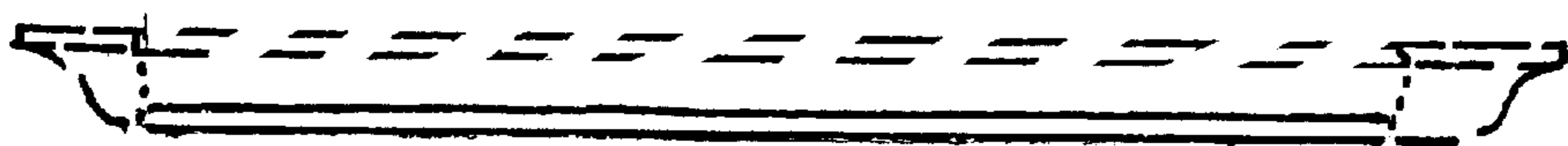


FIG. 2