



US00D485458S

(12)

United States Design Patent
Govrik et al.

(10)

Patent No.: **US D485,458 S**

(45)

Date of Patent: **** Jan. 20, 2004**

(54)

UNDERSINK SHELF STORAGE

(75)

Inventors: **Devee J. Govrik**, St. Paul, MN (US);
Christopher Govrik, St. Paul, MN (US)

(73)

Assignee: **DV International**, St. Paul, MN (US)

(**)

Term: **14 Years**

(21)

Appl. No.: **29/173,663**

(22)

Filed: **Jan. 3, 2003**

(51)

LOC (7) Cl. **06-04**

(52)

U.S. Cl. **D6/511**

(58)

Field of Search D6/509, 511, 553,
D6/567-69, 574; 108/25, 28, 42; 211/13.1,
86.01, 71.01, 74, 126.1, 90.03, 134, 135

(56)

References Cited

U.S. PATENT DOCUMENTS

D171,567 S * 2/1954 Zarzana et al. D6/569
D277,149 S * 1/1985 Hind D6/574
D308,497 S * 6/1990 Roche D6/511 X

D406,715 S * 3/1999 Badillo D6/567

* cited by examiner

Primary Examiner—Brian N. Vinson
(74) *Attorney, Agent, or Firm*—Merchant & Gould P.C.

(57)

CLAIM

The ornamental design for undersink shelf storage, as shown and described.

DESCRIPTION

FIG. 1 is a side perspective view of the shelf portion of the undersink shelf storage;
FIG. 2 is a top plan view of the shelf portion of the undersink shelf storage;
FIG. 3 is a bottom plan view of the undersink shelf storage;
FIG. 4 is a side view of the shelf portion with the side opposite being a mirror image thereof of the undersink shelf storage; and,
FIG. 5 is an end view of the shelf portion with the side opposite being a mirror image thereof of the undersink shelf storage.

1 Claim, 2 Drawing Sheets

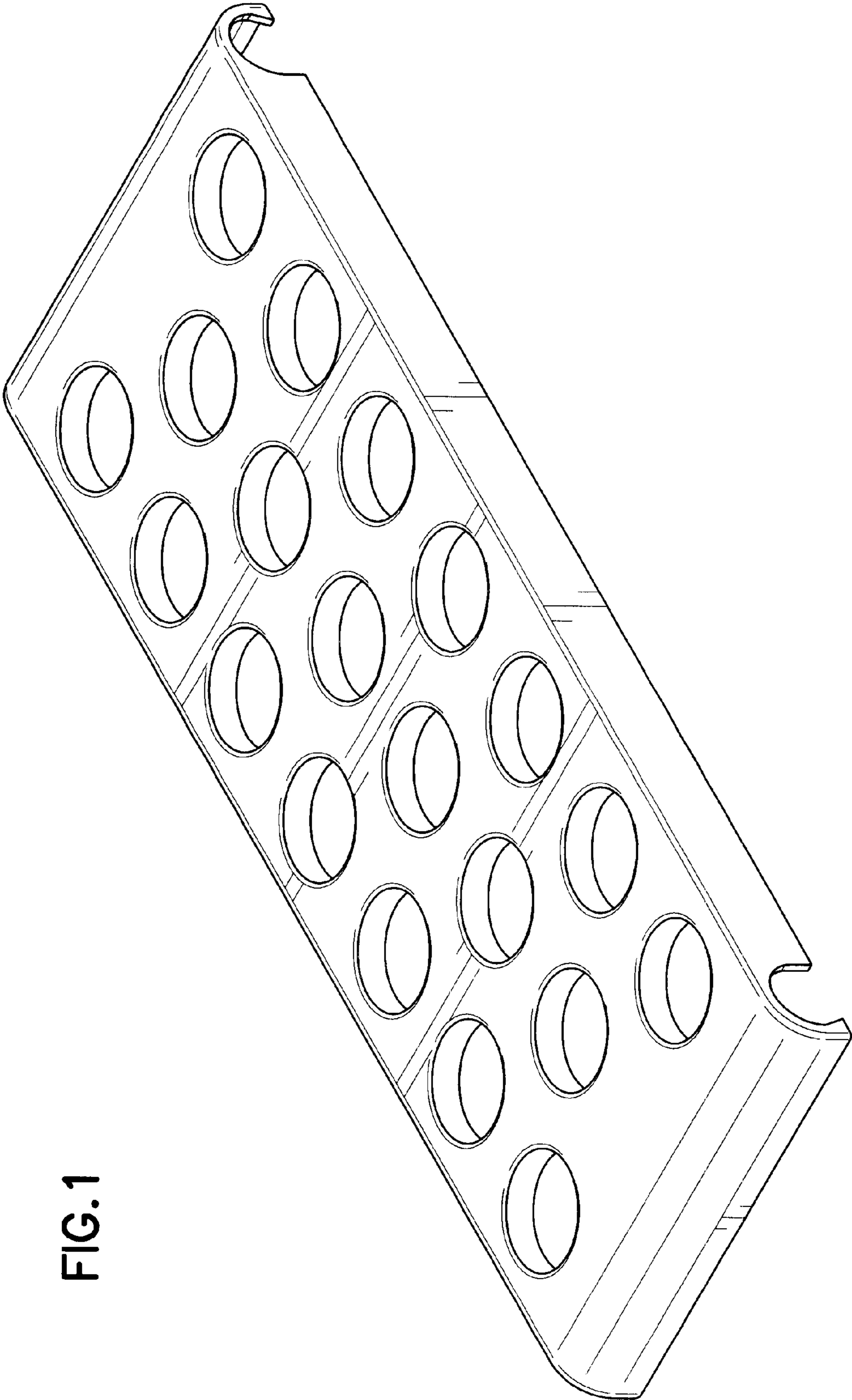


FIG. 1

FIG.2

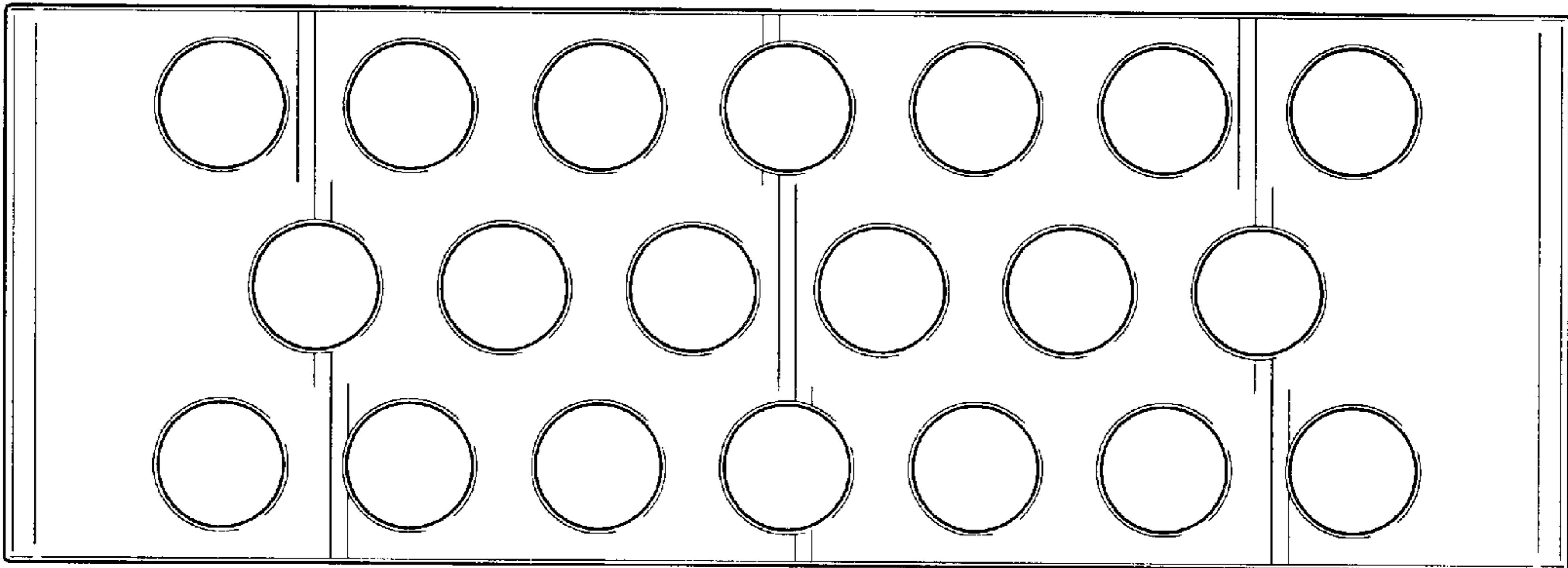


FIG.3

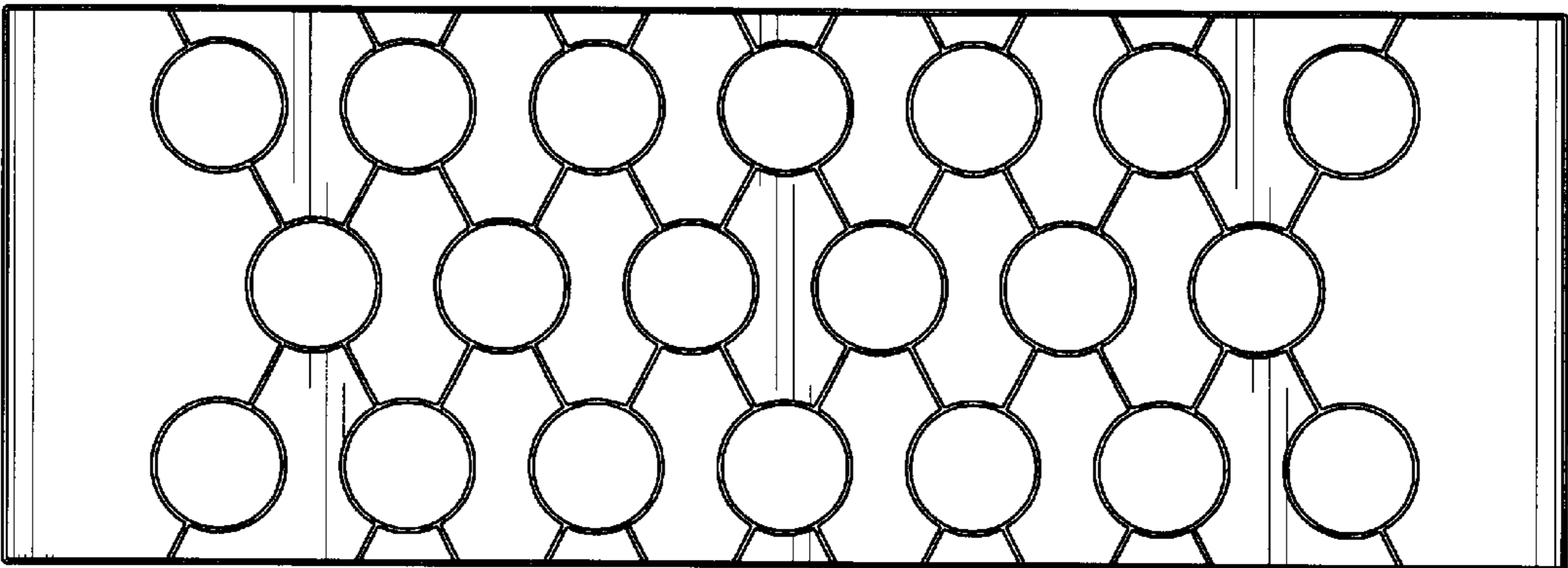


FIG.4



FIG.5

