



US00D485453S

(12) **United States Design Patent**  
**Hansen**

(10) **Patent No.:** **US D485,453 S**

(45) **Date of Patent:** **\*\* Jan. 20, 2004**

(54) **COMMEMORATIVE DISPLAY**  
(75) Inventor: **Ries B. Hansen**, Grafton, WI (US)  
(73) Assignee: **United States Patent Services, Inc.**,  
Grafton, WI (US)  
(\*\*) Term: **14 Years**

5,799,511 A 9/1998 Benderly  
D409,246 S \* 5/1999 Fereday et al. .... D19/90 X  
6,042,904 A 3/2000 Greenblat et al.  
D423,796 S 5/2000 Kwan  
D430,565 S \* 9/2000 Crane, Jr. et al. .... D11/131 X  
6,205,692 B1 3/2001 Kite  
D447,143 S \* 8/2001 Crane, Jr. et al. .... D14/439

\* cited by examiner

(21) Appl. No.: **29/170,123**  
(22) Filed: **Oct. 31, 2002**

*Primary Examiner*—Cathron C. Brooks  
(74) *Attorney, Agent, or Firm*—Michael Best & Friedrich  
LLP

(51) **LOC (7) Cl.** ..... **06-04**  
(52) **U.S. Cl.** ..... **D6/470**  
(58) **Field of Search** ..... D6/470-472; D11/131,  
D11/133, 157; 312/114

(57) **CLAIM**


I claim the ornamental design for a commemorative display,  
as shown and described.


(56) **References Cited**  
**U.S. PATENT DOCUMENTS**  
2,023,260 A \* 12/1935 Beers et al. .... 312/114  
2,548,706 A \* 4/1951 Corning ..... 40/661  
D229,458 S \* 12/1973 Schneider ..... D6/471 X  
D269,075 S 5/1983 Dane  
4,546,019 A 10/1985 Schneider  
D306,377 S 3/1990 Cotutsca  
D351,518 S \* 10/1994 Burgess ..... D6/470  
D357,704 S 4/1995 Wolff  
5,419,940 A 5/1995 Wood et al.  
D375,916 S 11/1996 Cotner  
5,704,103 A 1/1998 Crowley et al.

**DESCRIPTION**

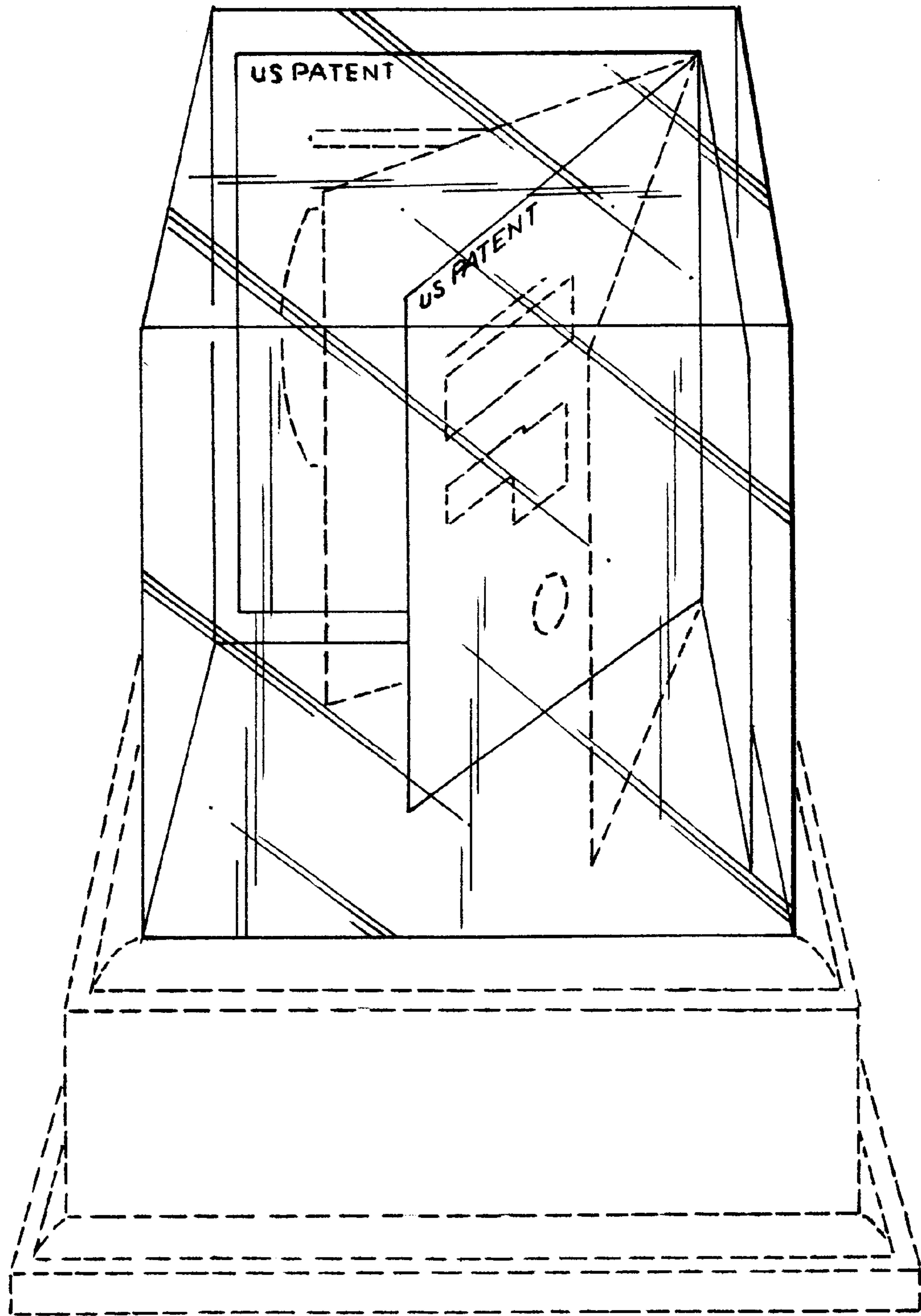
FIG. 1 is a perspective view of a commemorative display  
embodying the present invention; and,  
FIG. 2 is a perspective view of the design illustrated in FIG.  
1.  
The broken line showing of the environment is for illustra-  
tive purposes only and forms no part of the claimed design.  
The item embedded in the three-dimensional body is a  
miniature version of an original patent. Portions of the  
embedded item shown in broken lines form no part of the  
claimed design.

**1 Claim, 2 Drawing Sheets**





*Fig. 1*



*Fig. 2.*