



US00D485444S

(12) **United States Design Patent**  
**Nicoletti**

(10) **Patent No.:** **US D485,444 S**

(45) **Date of Patent:** **\*\* Jan. 20, 2004**

(54) **FOOTREST**

D251,278 S \* 3/1979 Rosenthal ..... D6/349  
D338,111 S \* 8/1993 Gibson ..... D6/349

(75) Inventor: **Giuseppe Nicoletti, Matera (IT)**

\* cited by examiner

(73) Assignee: **Nicoletti S.p.A., Matera (IT)**

*Primary Examiner*—Janice E. Seeger

(\*\*) Term: **14 Years**

(74) *Attorney, Agent, or Firm*—Browdy and Neimark,  
P.L.L.C.

(21) Appl. No.: **29/168,025**

(57) **CLAIM**

(22) Filed: **Sep. 26, 2002**

The ornamental design for a footrest, as shown and described.

(30) **Foreign Application Priority Data**

**DESCRIPTION**

Mar. 26, 2002 (IT) ..... RM2002O0073

(51) **LOC (7) Cl.** ..... **06-01**

(52) **U.S. Cl.** ..... **D6/349**

(58) **Field of Search** ..... D6/349–353, 355;  
297/461, 462, 423.1, 423.39, 423.41


FIG. 1 is a perspective view from the front and top side of a footrest in accordance with the present design; FIG. 2 is a perspective view from the rear side thereof; FIG. 3 is a perspective view from the left side thereof, the right side being a mirror image thereof; and, FIG. 4 is a perspective view from the front side thereof. The bottom of the footrest is not illustrated and forms no part of the present design.

(56) **References Cited**

**U.S. PATENT DOCUMENTS**

D170,100 S \* 7/1953 Torsak ..... D6/352  
D223,064 S \* 3/1972 Peterson ..... D6/349

**1 Claim, 4 Drawing Sheets**



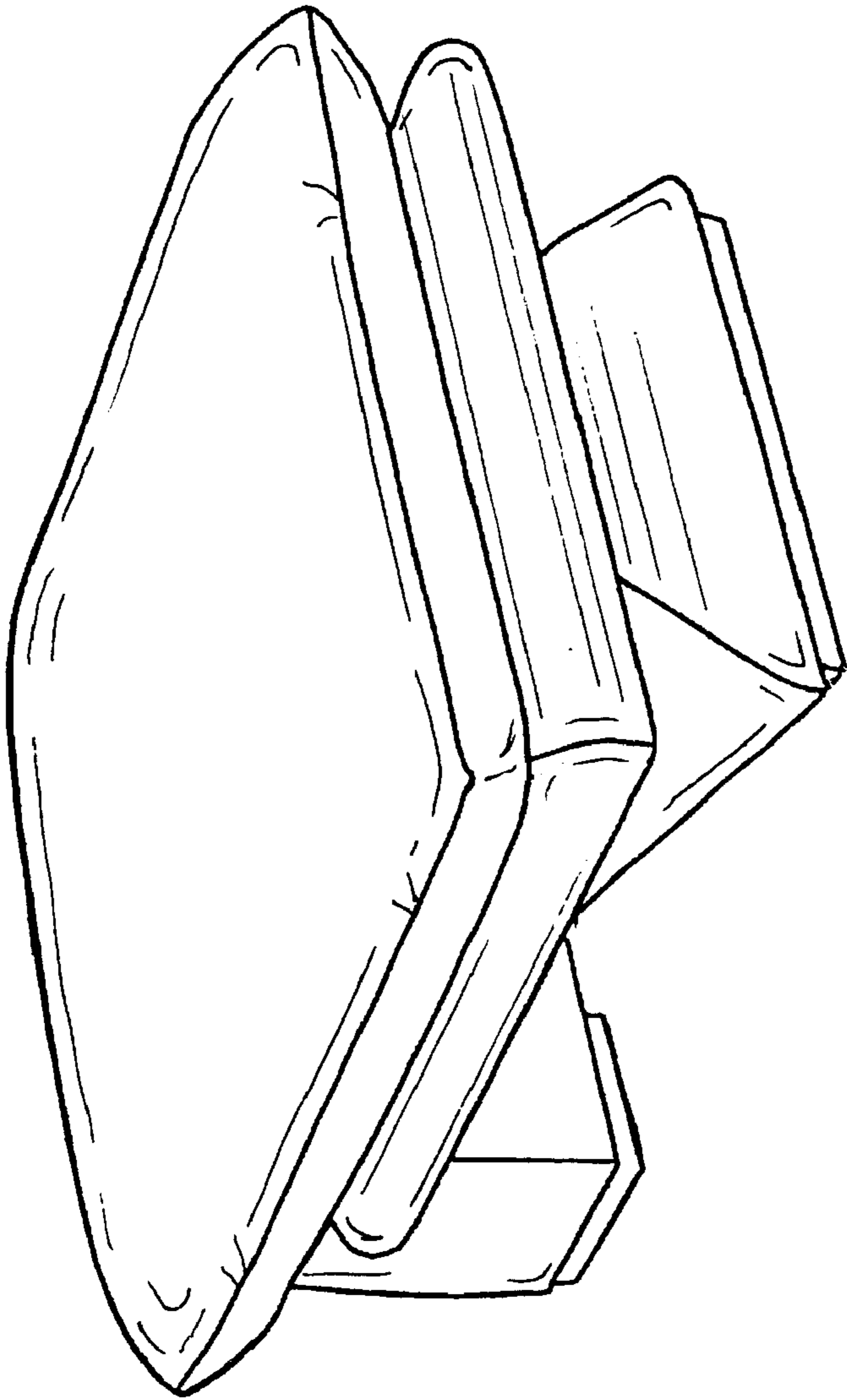


FIG. 1

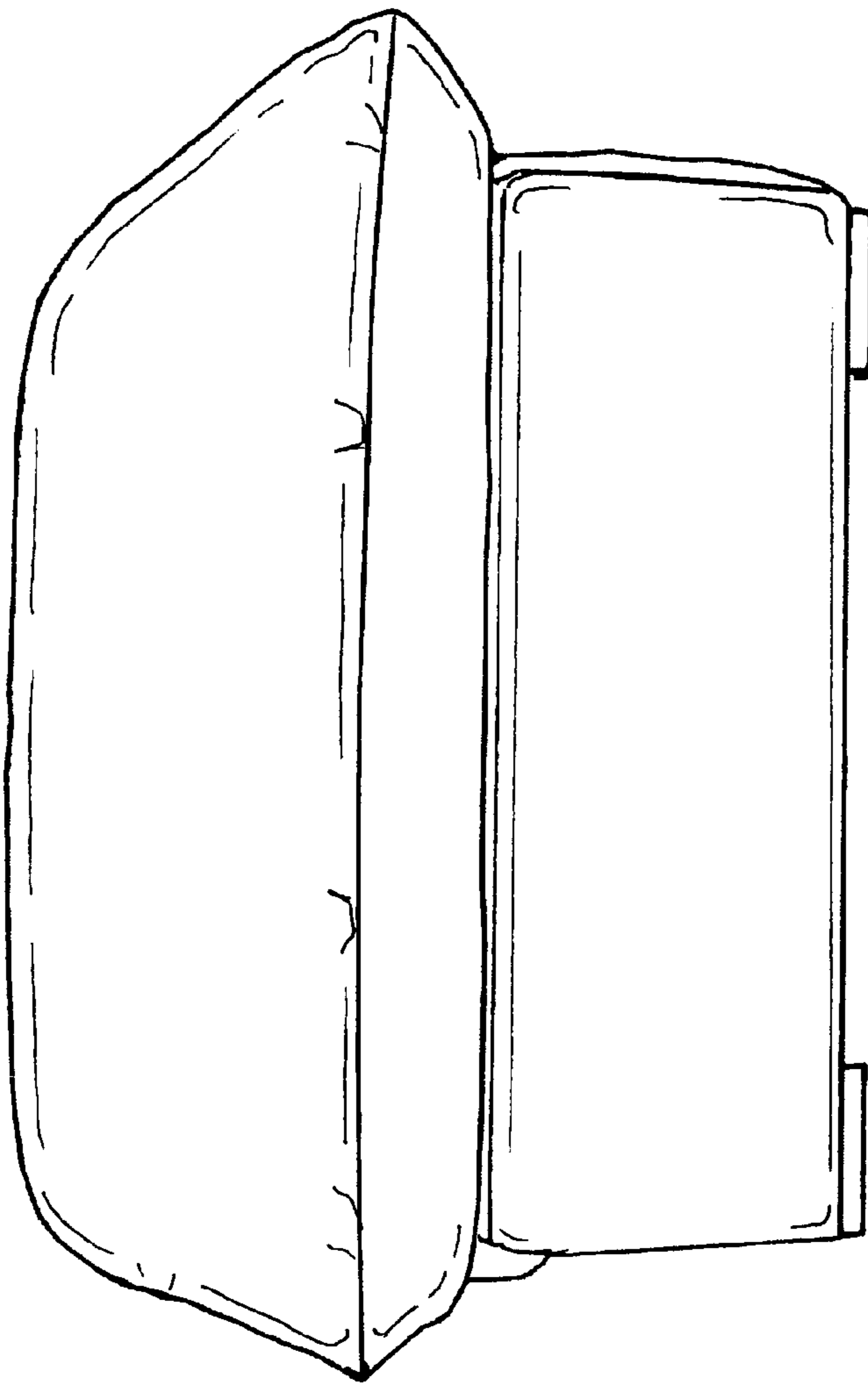


FIG. 2




FIG. 3

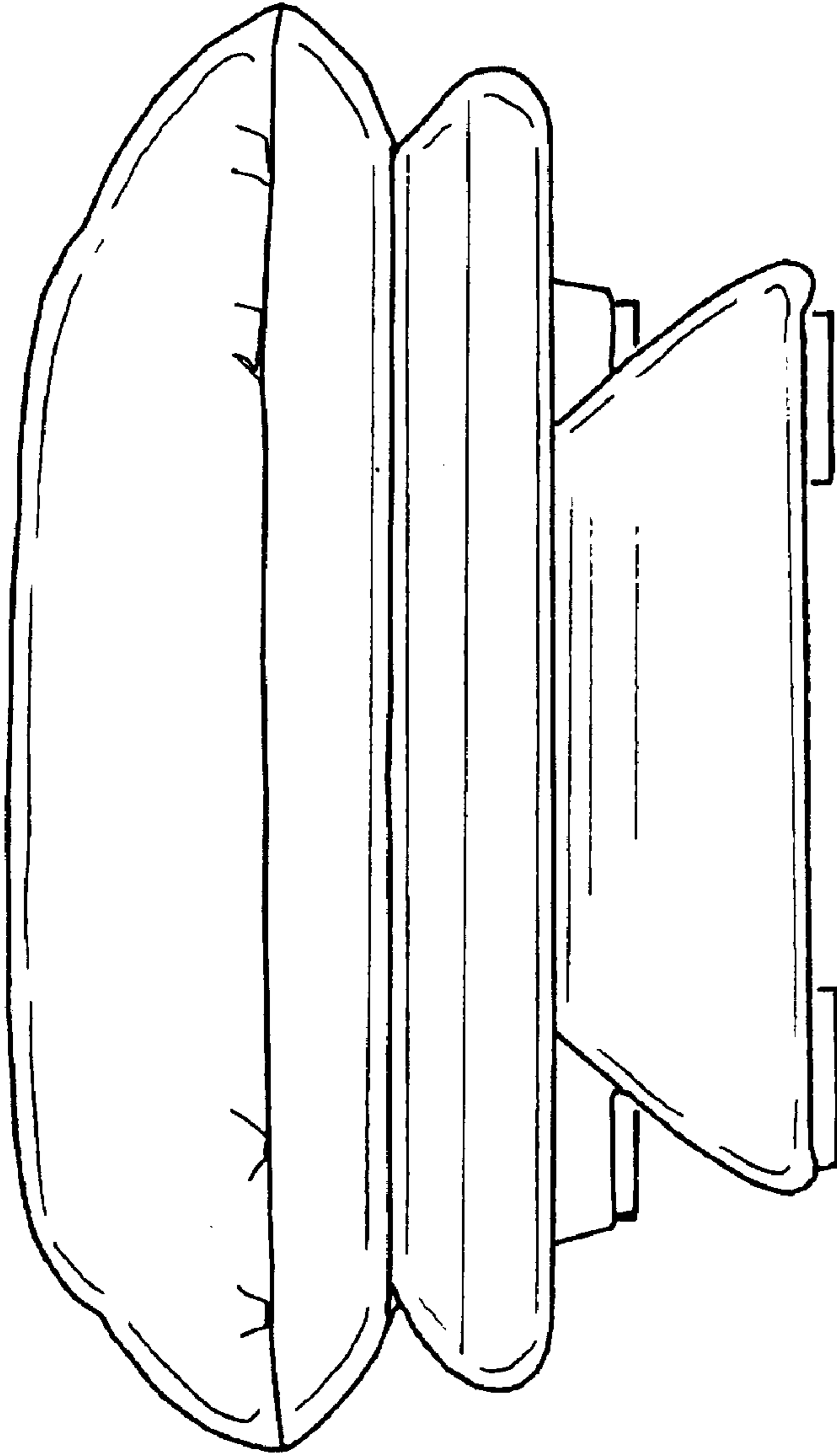


FIG. 4