



US00D485443S

(12) **United States Design Patent**  
**Wanek et al.**

(10) **Patent No.:** **US D485,443 S**

(45) **Date of Patent:** **\*\* Jan. 20, 2004**

(54) **MIRROR**

D427,439 S 7/2000 Hazen et al.  
D455,015 S \* 4/2002 Harwanko ..... D6/300

(75) Inventors: **Ronald G. Wanek**, Arcadia, WI (US);  
**Randy D. Domack**, Trempealeau, WI (US)

**OTHER PUBLICATIONS**

(73) Assignee: **Ashley Furniture Industries, Inc.**,  
Arcadia, WI (US)

Century Furniture Industries, www.centuryfurniture.com,  
Nov. 22, 2002.

(\*\*) Term: **14 Years**

Bassett Furniture Industries, Inc., "Hyde Park—Landscape  
Mirror", www.bassettfurniture.com, Jan. 10, 2003.

(21) Appl. No.: **29/177,802**

Century Furniture Industries, "Matilda Bay—Coral Bay  
Dresser", www.centuryfurniture.com, Jan. 10, 2003.

(22) Filed: **Mar. 14, 2003**

Henredon, "Grand Provenance—Mirror, Dresser",  
www.henredon.com, Jan. 10, 2003.

(51) **LOC (7) Cl.** ..... **06-07**

Lexington Home Brands, "Diamant—Landscape Mirror",  
www.lexington.com, Jan. 10, 2003.

(52) **U.S. Cl.** ..... **D6/300**

\* cited by examiner

(58) **Field of Search** ..... D6/300-303, 308-314;  
40/700, 711, 714-716, 720-722, 732, 743,  
745, 765, 790, 798; 359/838, 871, 872,  
876

*Primary Examiner*—Janice E. Seeger

(56) **References Cited**

(74) *Attorney, Agent, or Firm*—Patterson, Thuente, Skaar &  
Christensen, P.A.

**U.S. PATENT DOCUMENTS**

(57) **CLAIM**

The ornamental design for a mirror, as shown and described.

- D261,846 S \* 11/1981 Ferguson ..... D6/310
- D299,296 S 1/1989 Lafko
- D340,809 S 11/1993 Black
- D370,784 S 6/1996 Walters, III et al.
- D371,005 S 6/1996 Brunner et al.
- D374,570 S 10/1996 Keller et al.
- D379,276 S \* 5/1997 Shih ..... D6/444
- D387,925 S 12/1997 Keller et al.
- D390,009 S 2/1998 Walters, III et al.
- D404,223 S 1/1999 Bargagli-Stoffi
- D407,904 S 4/1999 Zaidman
- D409,844 S 5/1999 Cain
- D410,792 S \* 6/1999 Zaidman ..... D6/300
- D413,023 S 8/1999 Zaidman

**DESCRIPTION**

FIG. 1 is a left front perspective view of a mirror showing  
the design of the present invention.


FIG. 2 is a top view of a mirror showing the design of the  
present invention.

FIG. 3 is a front elevation view of a mirror showing the  
design of the present invention; and,

FIG. 4 is a right side elevation view of a mirror showing the  
design of the present invention.

The bottom and rear views of the mirror are not shown and  
form no part of the claimed design.

**1 Claim, 2 Drawing Sheets**






FIG. 1




FIG. 2

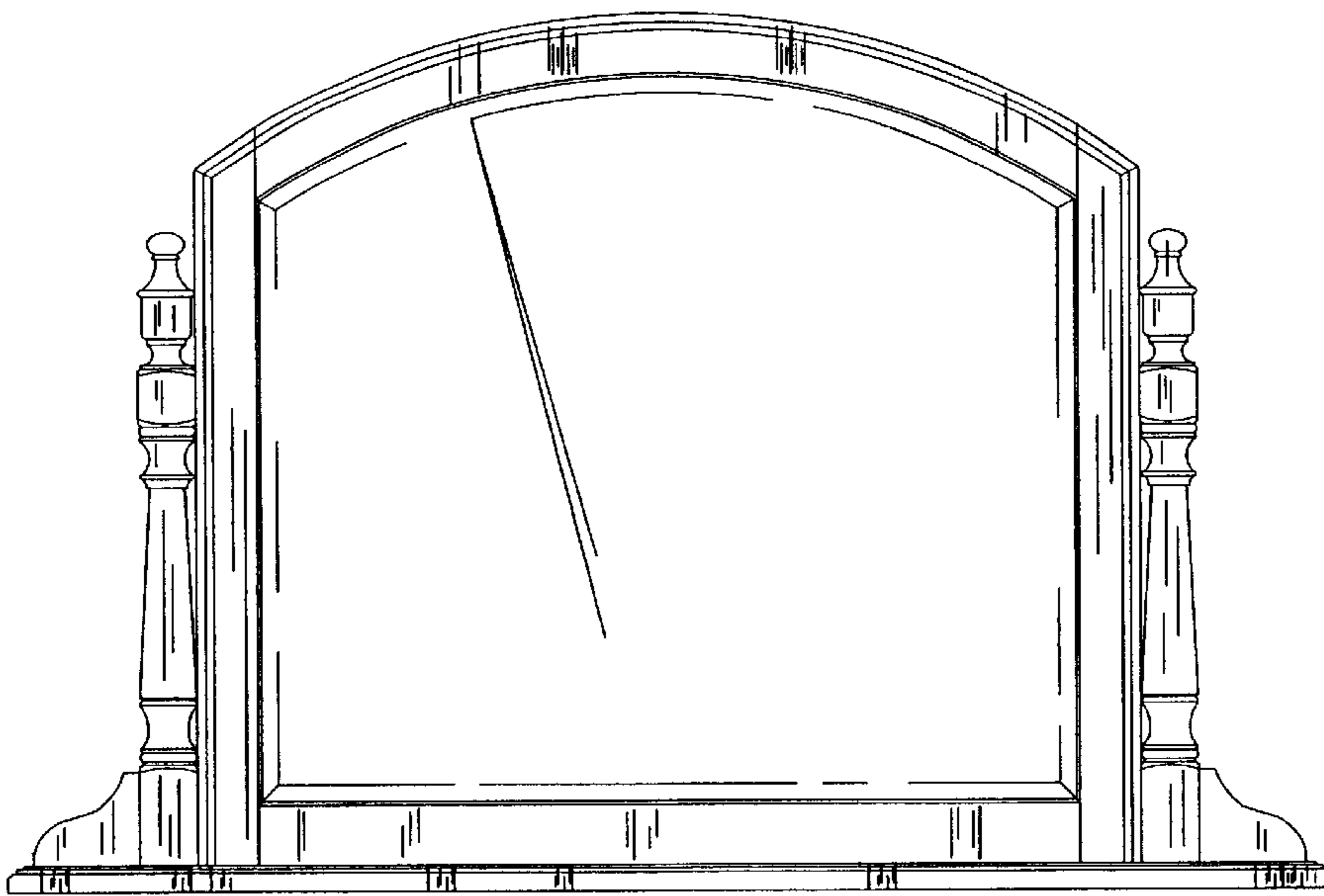


FIG. 3

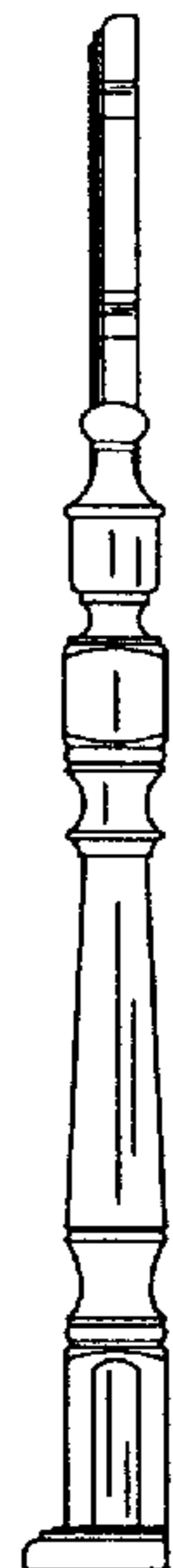


FIG. 4