



US00D485438S

(12) **United States Design Patent** (10) **Patent No.:** **US D485,438 S**  
**Domotor** (45) **Date of Patent:** **\*\* Jan. 20, 2004**

(54) **BAG-MOUNTABLE POCKET FOR PERSONAL DIGITAL ASSISTANT**

(75) Inventor: **Agnes Csilla Domotor**, Jamaica Plain, MA (US)

(73) Assignee: **The Gem Group, Inc.**, Lawrence, MA (US)

(\*\*) Term: **14 Years**

(21) Appl. No.: **29/162,943**

(22) Filed: **Jun. 24, 2002**

(51) **LOC (7) Cl.** ..... **03-99**

(52) **U.S. Cl.** ..... **D3/319**

(58) **Field of Search** ..... D3/318, 319; D14/218, D14/245; 248/176.1, 309.1; 361/683, 686, 679, 680; 224/667; 150/154, 161, 165; 345/156, 168; 428/36.5; 206/305, 320, 576, 578, 523, 811

(56) **References Cited**

**U.S. PATENT DOCUMENTS**

5,002,184	A	*	3/1991	Lloyd	.....	206/305
5,499,713	A	*	3/1996	Huffer	.....	206/320
5,833,100	A	*	11/1998	Kim	.....	224/667 X
5,873,456	A	*	2/1999	Hull et al.	.....	206/320 X
6,273,252	B1	*	8/2001	Mitchell	.....	206/320
2003/0160754	A1	*	8/2003	Hanson et al.	.....	345/156

\* cited by examiner

*Primary Examiner*—Louis S. Zarfaz  
*Assistant Examiner*—Monica A. Weingart  
 (74) *Attorney, Agent, or Firm*—Cesari and McKenna, LLP; William A. Loginov

(57) **CLAIM**

The ornamental design for a bag-mountable pocket for personal digital assistant, substantially as shown.

**DESCRIPTION**

This application is related to commonly owned U.S. patent application Ser. No. 10/199,518, entitled Pocket for Personal Digital Assistant with Transparent Access Window by Isaacson, et al. and U.S. Design patent applications Ser. Nos. 29/164,236, 29/164,181 and 29/164,180, each entitled Shoulder Bag with Transparent Pocket for Personal Digital Assistant by Domotor, et al.

FIG. 1 is an isometric view from the front of a bag-mountable pocket for personal digital assistant incorporating the design;

FIG. 2 is a front view thereof;

FIG. 3 is a back view thereof;

FIG. 4 is a right-side view thereof;

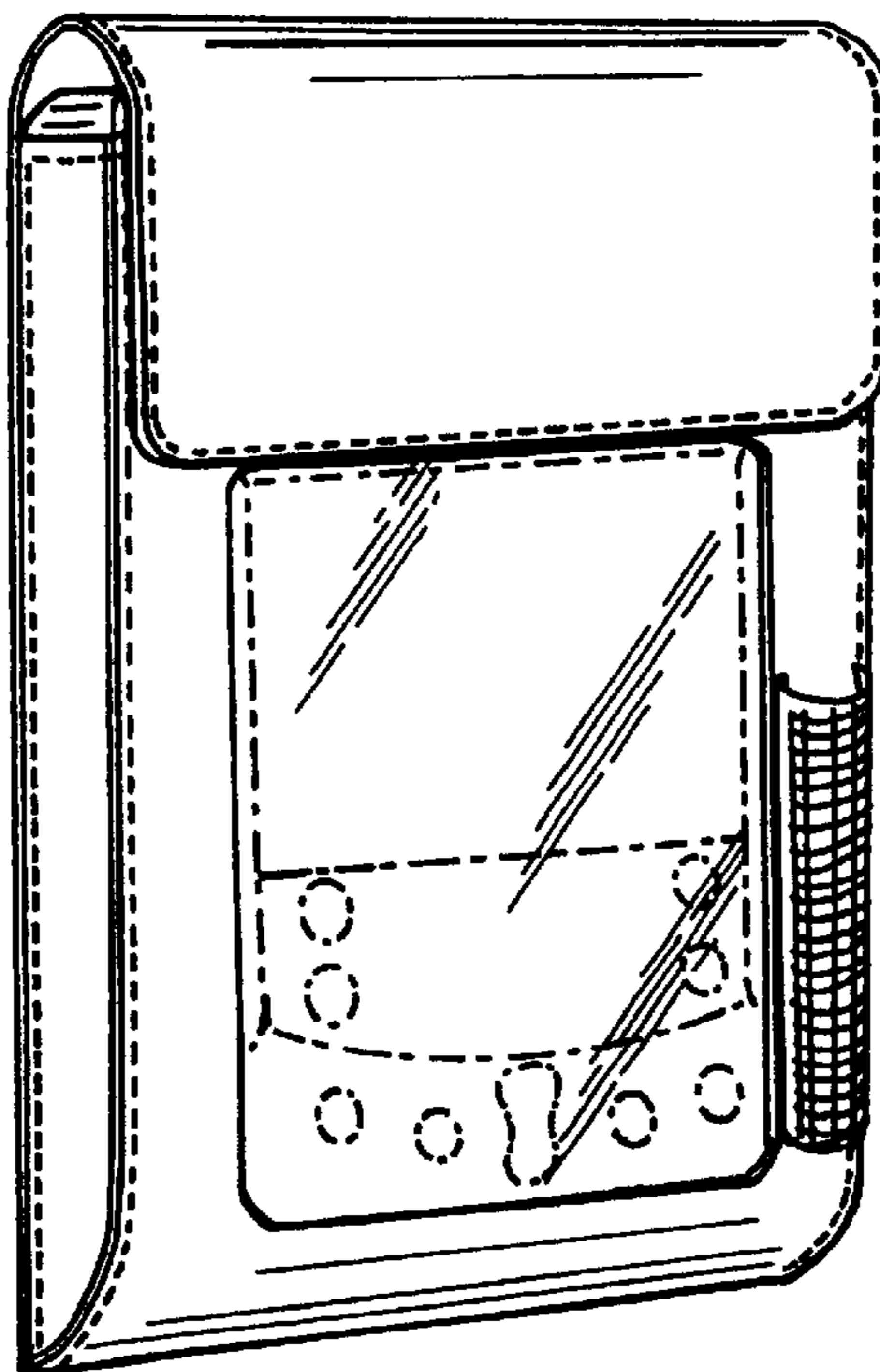
FIG. 5 is a left-side view thereof;

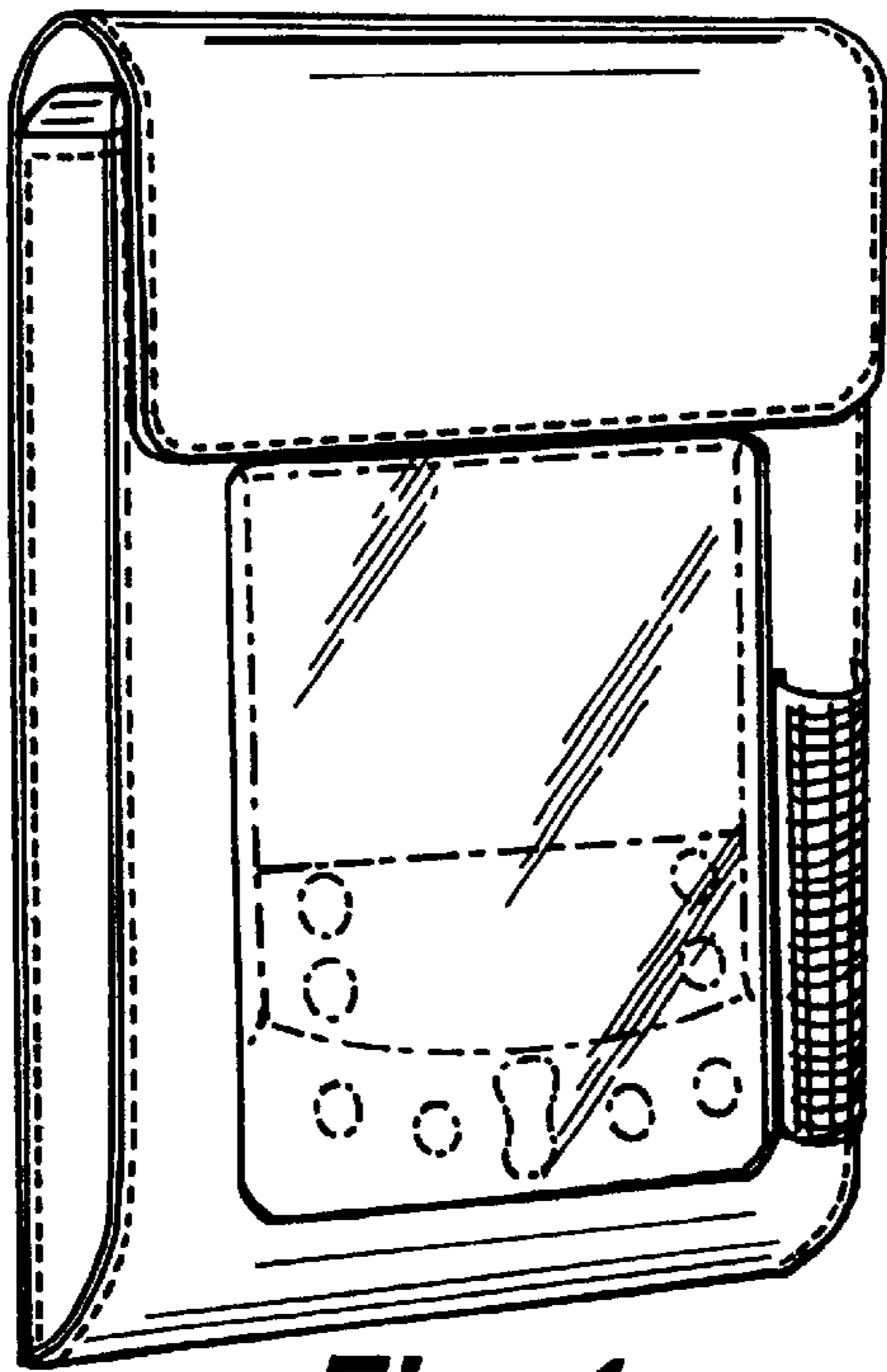
FIG. 6 is a top view thereof; and,

FIG. 7 is a bottom view thereof.

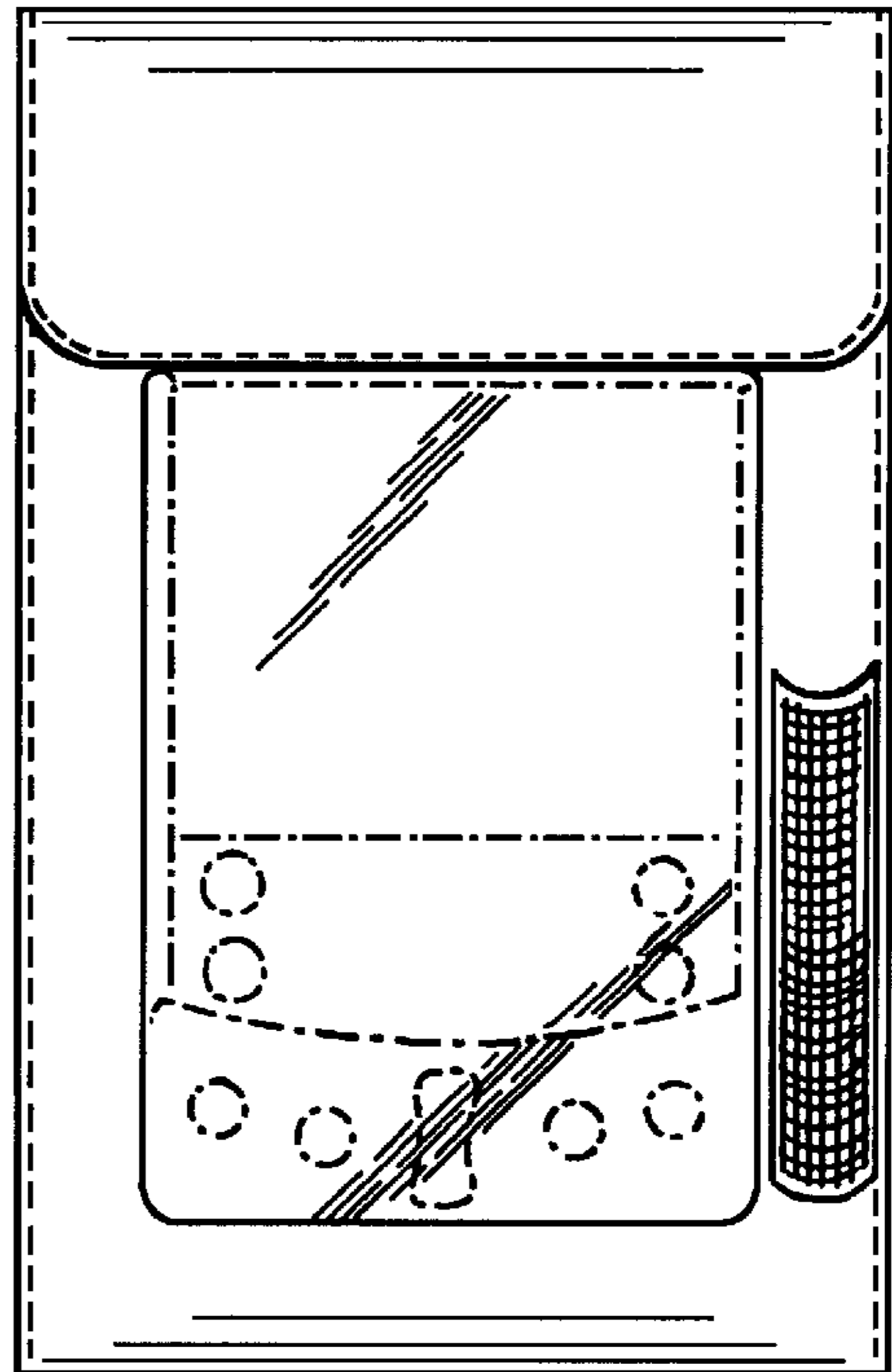
The broken line showing of a personal digital assistant, in FIGS. 1 and 2, is for illustrative purposes only and forms no part of the claimed design.

**1 Claim, 2 Drawing Sheets**

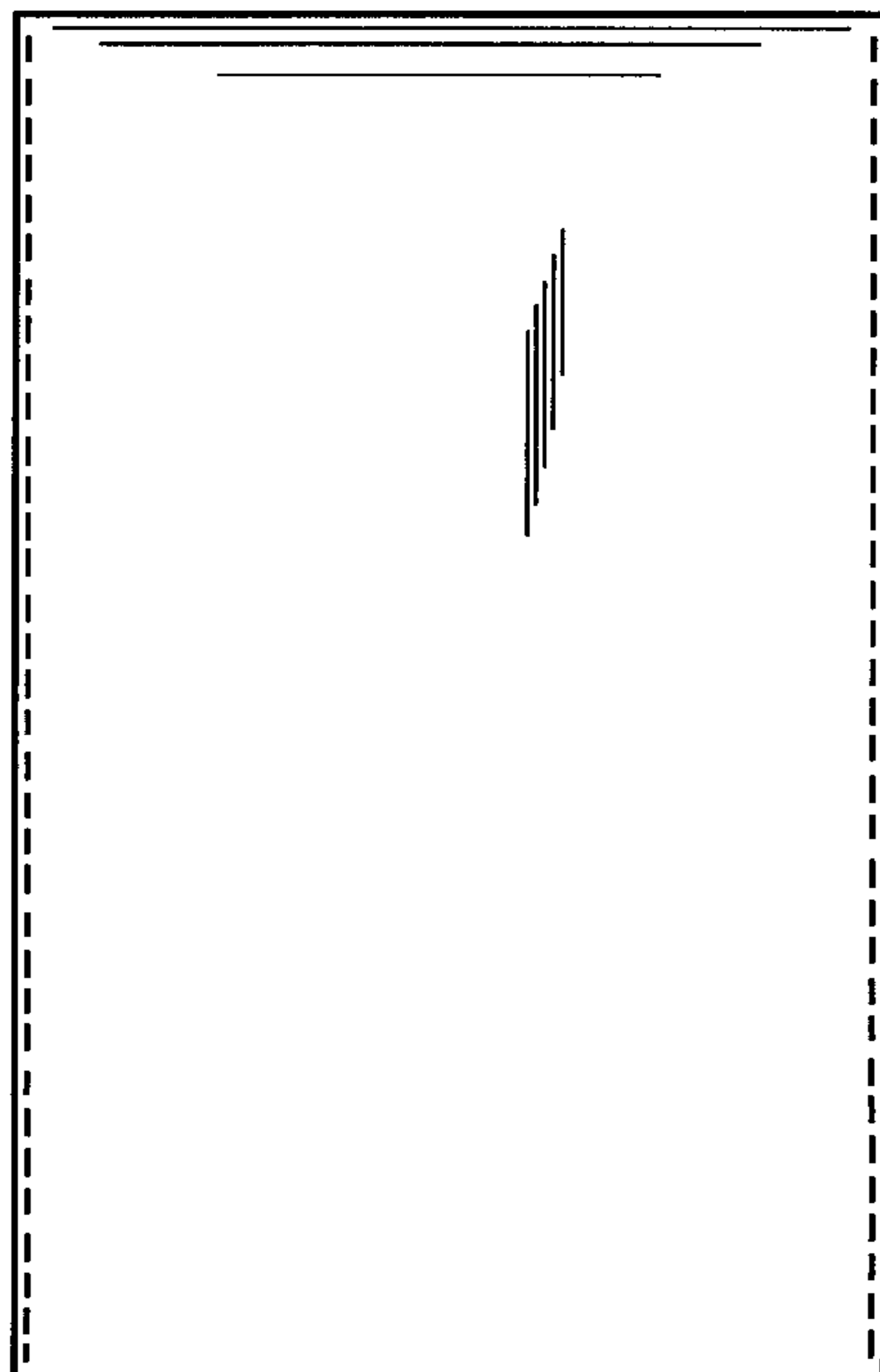




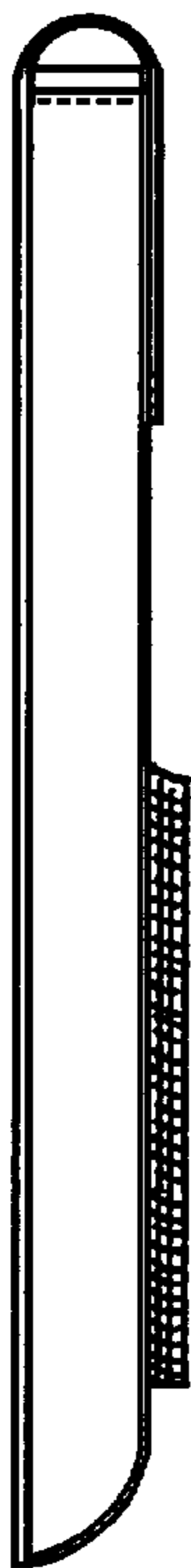
**Fig. 1**



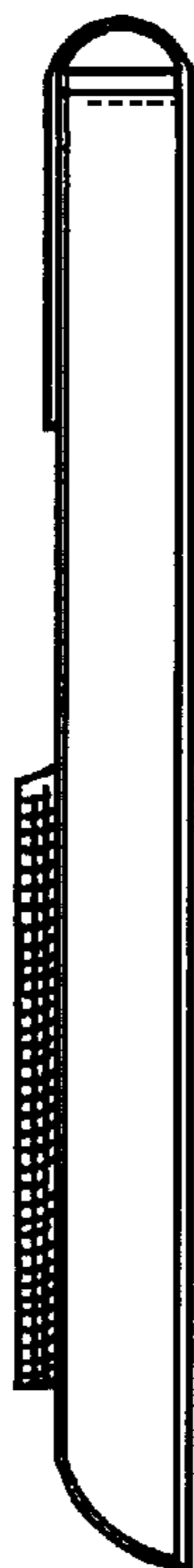
**Fig. 2**




**Fig. 3**




**Fig. 4**



**Fig. 5**



**Fig. 6**



**Fig. 7**