



US00D485436S

(12) **United States Design Patent**  
**Vazquez**

(10) **Patent No.:** **US D485,436 S**

(45) **Date of Patent:** **\*\* Jan. 20, 2004**

(54) **PLEATED CONVERTIBLE PILLOW BAG**

(76) Inventor: **Maximino Vazquez**, 213 W. 14<sup>th</sup> St.,  
New York, NY (US) 10011

(\*\*) Term: **14 Years**

(21) Appl. No.: **29/157,485**

(22) Filed: **Mar. 20, 2002**

(51) **LOC (7) Cl.** ..... **03-01**

(52) **U.S. Cl.** ..... **D3/274; D3/301**

(58) **Field of Search** ..... D3/273, 274, 226,  
D3/254, 202; D2/226; D6/601, 596, 604;  
5/636, 640, 490; 2/48, 144, 247, 250

(56) **References Cited**

**U.S. PATENT DOCUMENTS**

1,491,711 A	4/1924	Levine	
2,123,447 A	7/1938	Waite	2/48
2,493,085 A	1/1950	Pincus	150/1.7
D205,756 S	9/1966	Triplett	9/2
3,322,176 A	5/1967	Geller	150/1.7
D250,737 S	1/1979	Brosk	D2/226
D251,935 S	5/1979	Ikezaki	D3/274
D258,998 S	4/1981	Pratt et al.	D3/41
4,277,859 A	7/1981	Seaman	5/639
4,301,549 A	11/1981	Ingram	2/250
D272,300 S	1/1984	Dziurman, Jr.	D3/274
D287,667 S	1/1987	Cathcart et al.	D3/274
4,763,369 A	8/1988	Spector	446/74
4,838,709 A	6/1989	Guerrero et al.	383/18
D350,024 S	8/1994	Ryker	D3/202
D365,485 S	12/1995	Rossmann	D6/596
D385,452 S	10/1997	Marti	D9/601
D389,642 S	1/1998	Nadel	D3/254
5,799,336 A	9/1998	Cooper	2/247
5,809,576 A	9/1998	Hutson et al.	2/247
D405,261 S	2/1999	Lo	D3/274
5,881,383 A	3/1999	Perkins	2/144
D418,974 S	1/2000	Vazquez	D3/226
D439,043 S	* 3/2001	Vazquez	D3/274

**OTHER PUBLICATIONS**

Woodward & Lothrop Sale Catalog, May 1991, Moire pillows.\*

\* cited by examiner

*Primary Examiner*—Philip S. Hyder  
(74) *Attorney, Agent, or Firm*—Darby & Darby

(57) **CLAIM**

The ornamental design for a pleated convertible pillow bag, as shown and described.

**DESCRIPTION**

FIG. 1 is the left side elevational view of a pleated convertible pillow bag in a partially filled state showing a side panel made from a first preselected fabric in at least one of a color and a pattern, a top panel made from a fabric corresponding to the first preselected fabric, the right side view being a mirror image thereof;

FIG. 2 is the left side elevational view of a pleated convertible pillow bag if FIG. 1, showing the bag in an empty state, the right side view being a mirror image thereof;

FIG. 3 is the left side elevational view of a pleated convertible pillow bag, in a completely filled state, the right side view being a mirror image thereof;

FIG. 4 is the top plan view of FIG. 1, showing an access to invert the pleated convertible pillow bag;

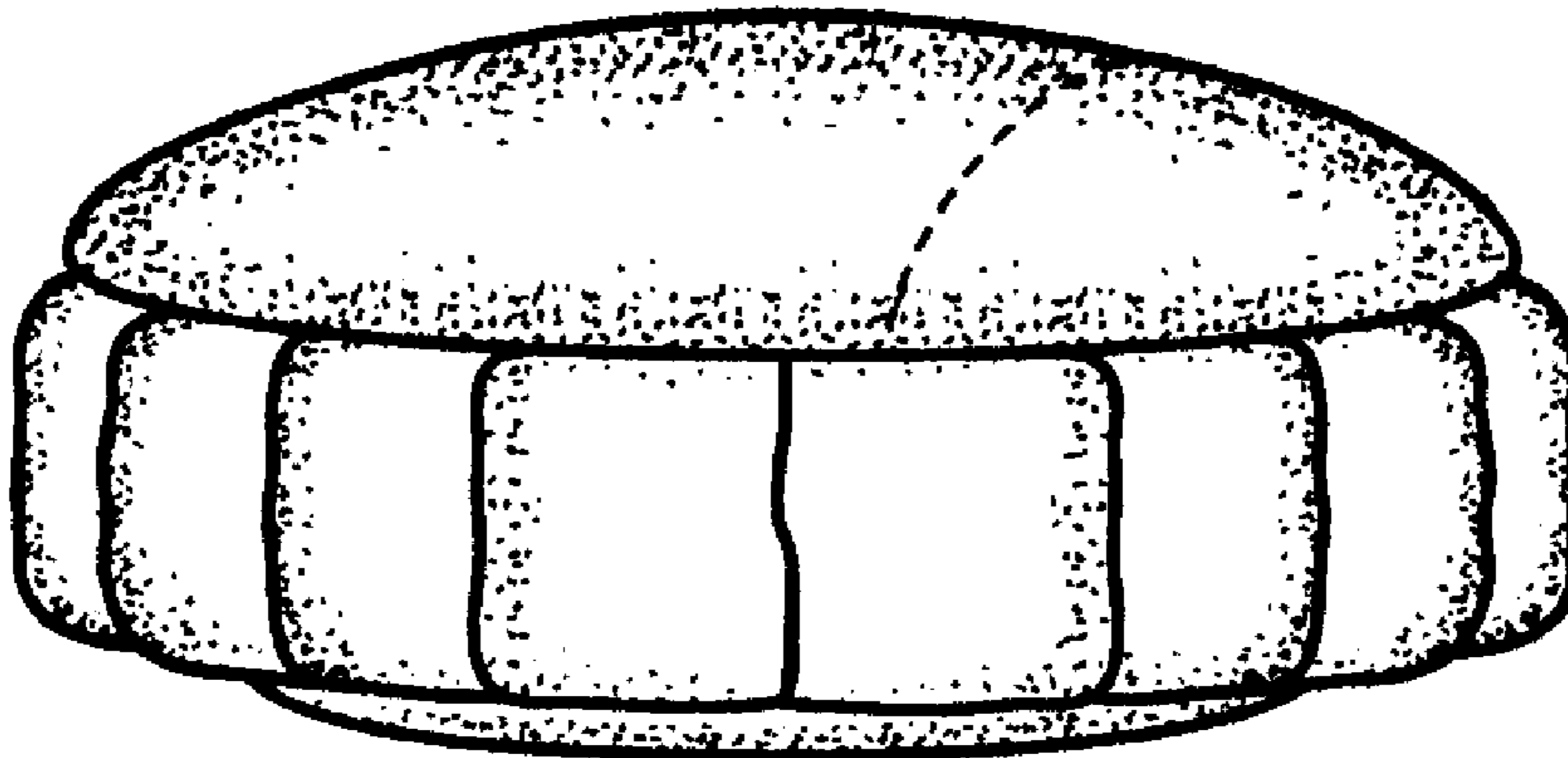
FIG. 5 is a bottom plan view of FIG. 1 showing an access to a pocket.

FIG. 6 is a left side elevational view of FIG. 1 of a pleated convertible pillow bag, now shown in an inverted state in which a carry bag is exposed, the right side being the mirror image thereof; and

FIG. 7 is a bottom view of the inverted bag of FIG. 6 of a pleated convertible pillow bag.

The broken lines showing of hardware (e.g. zipper) as well as the position of the hardware relative to the claimed design, the pleated convertible pillow bag, and any other broken lines including the carry strap are show environment only and are not part of the claimed design.

**1 Claim, 3 Drawing Sheets**



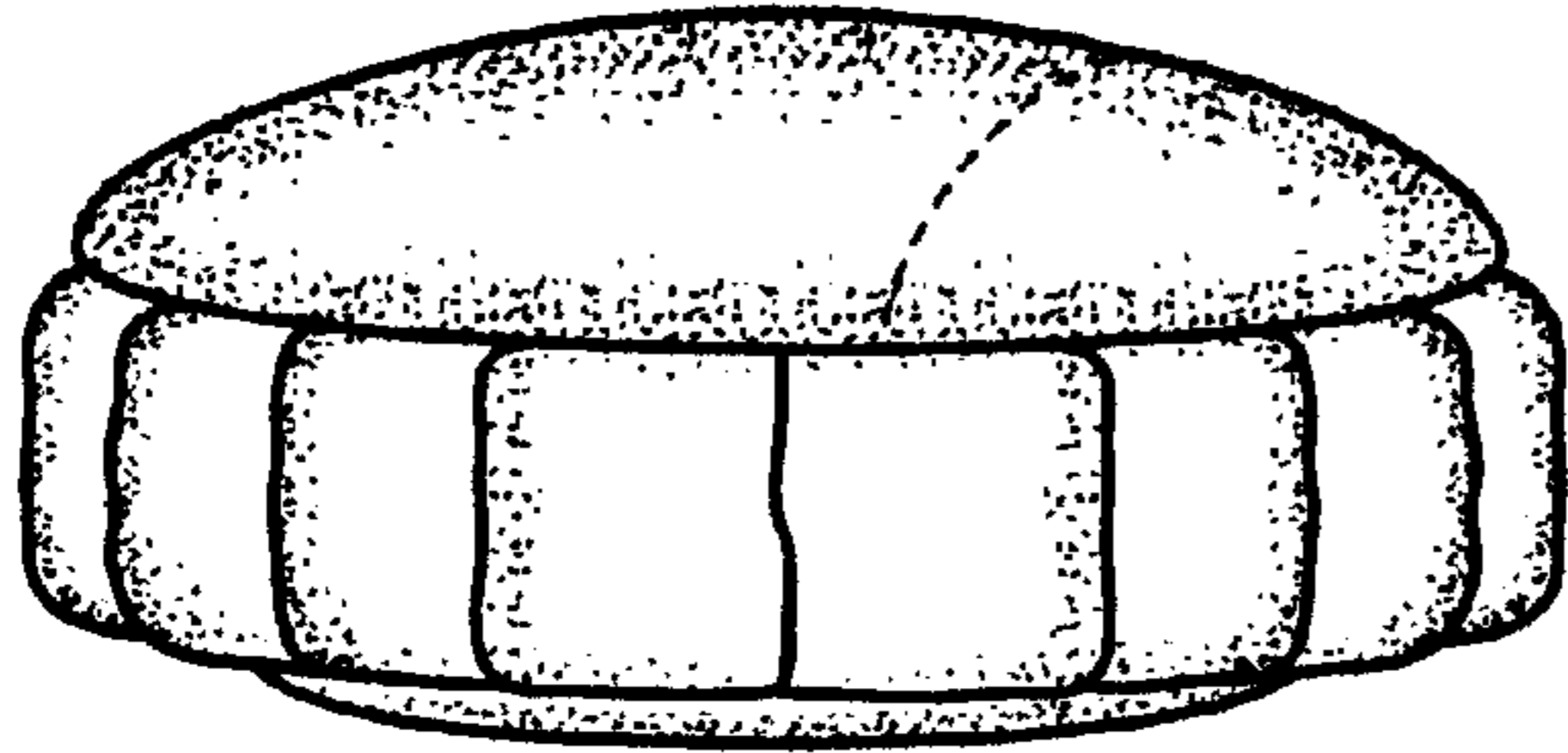


FIG. 1

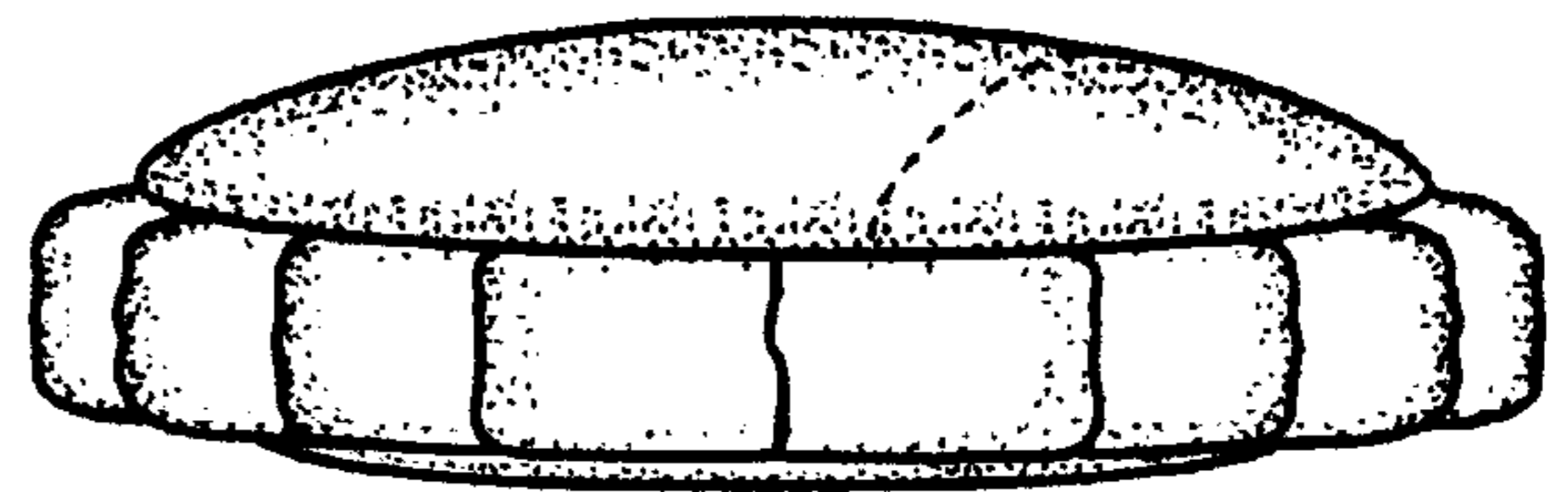


FIG. 2

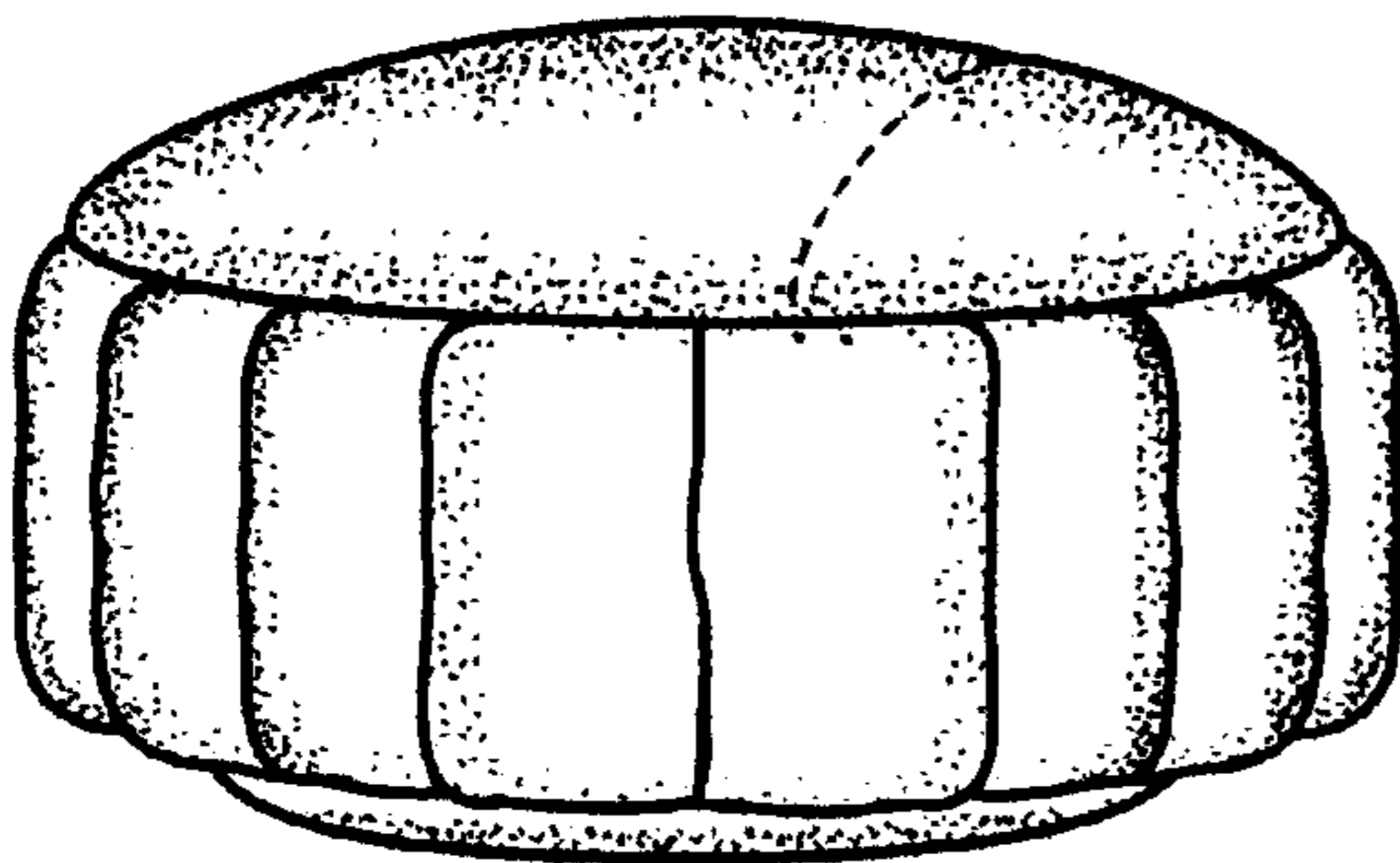


FIG. 3

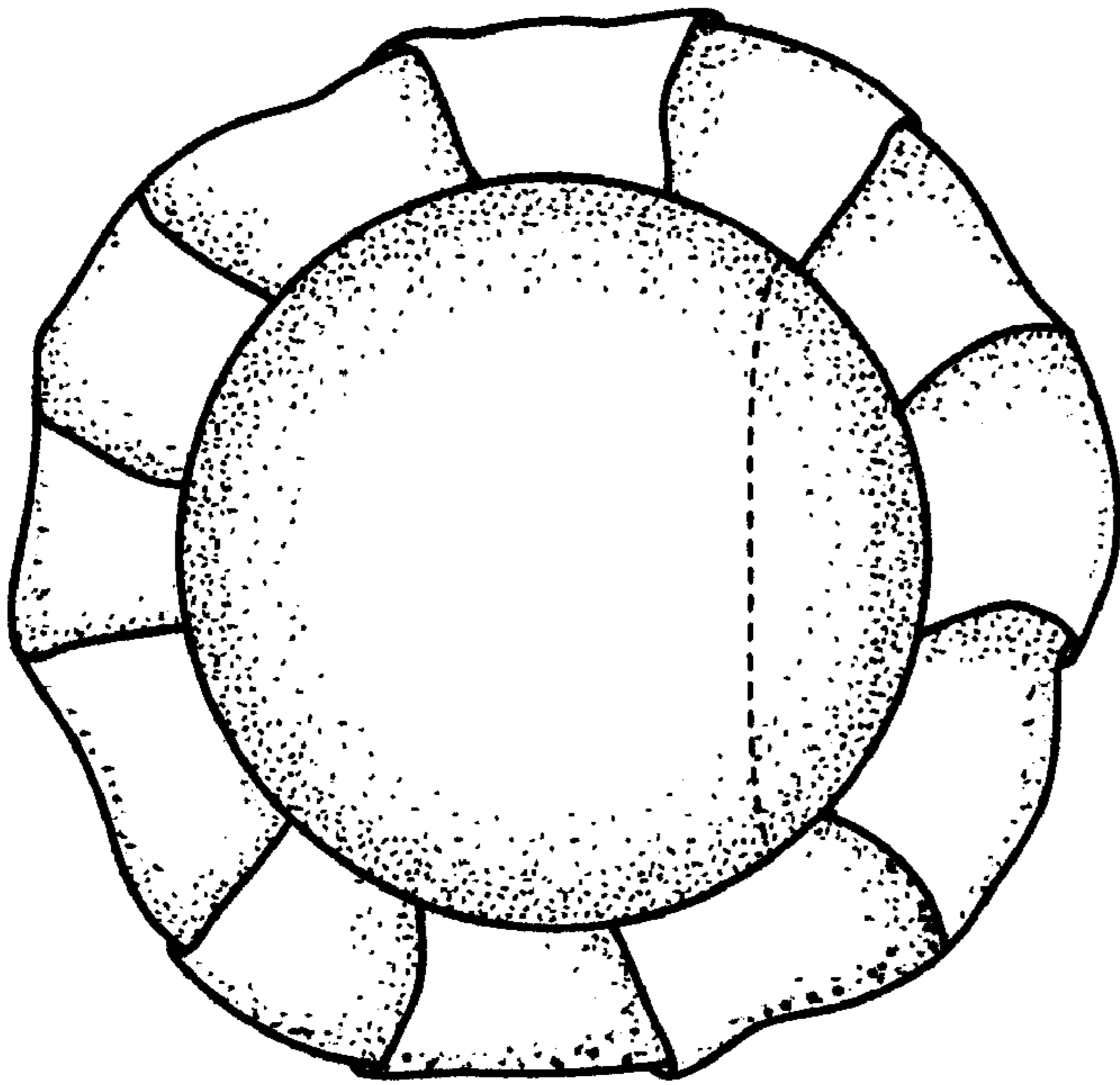


FIG. 4

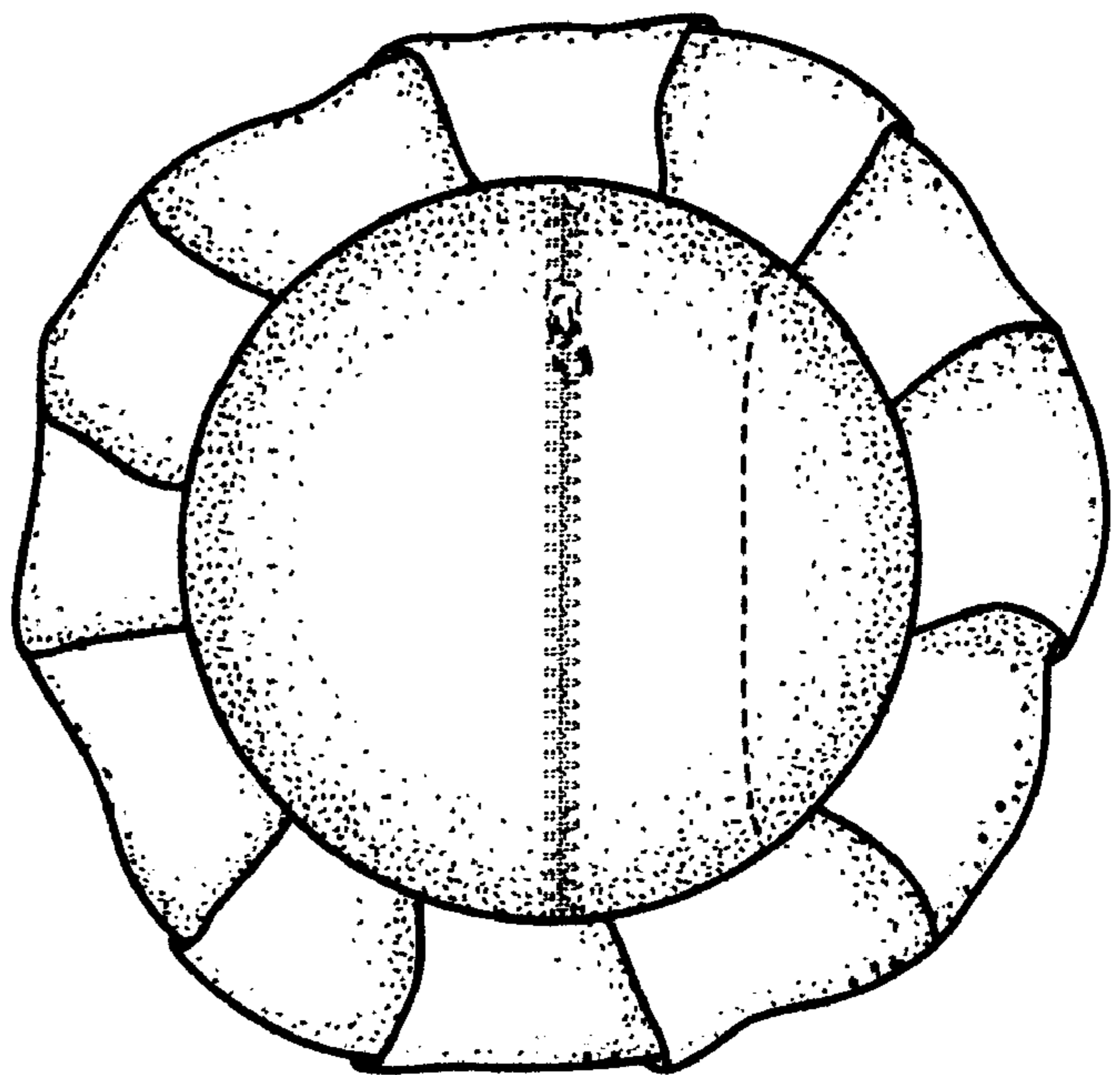


FIG. 5

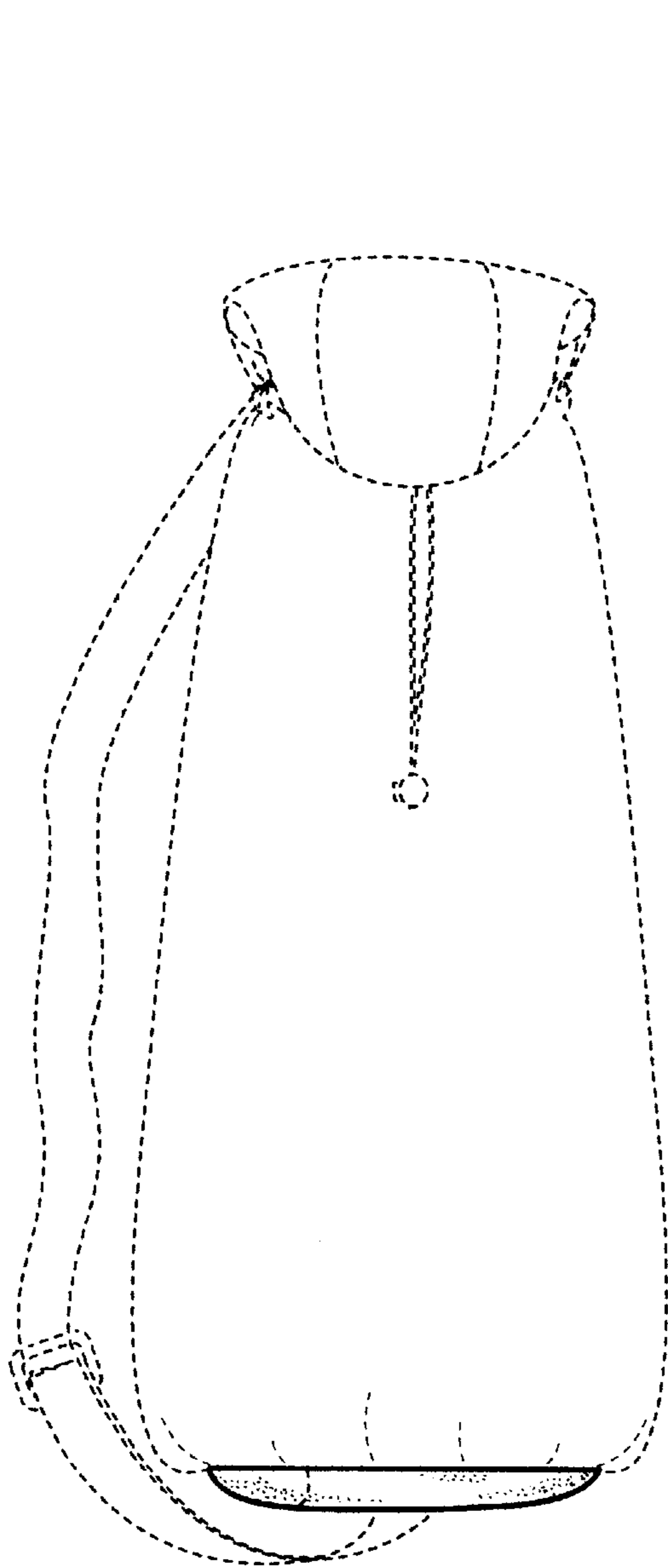


FIG. 6

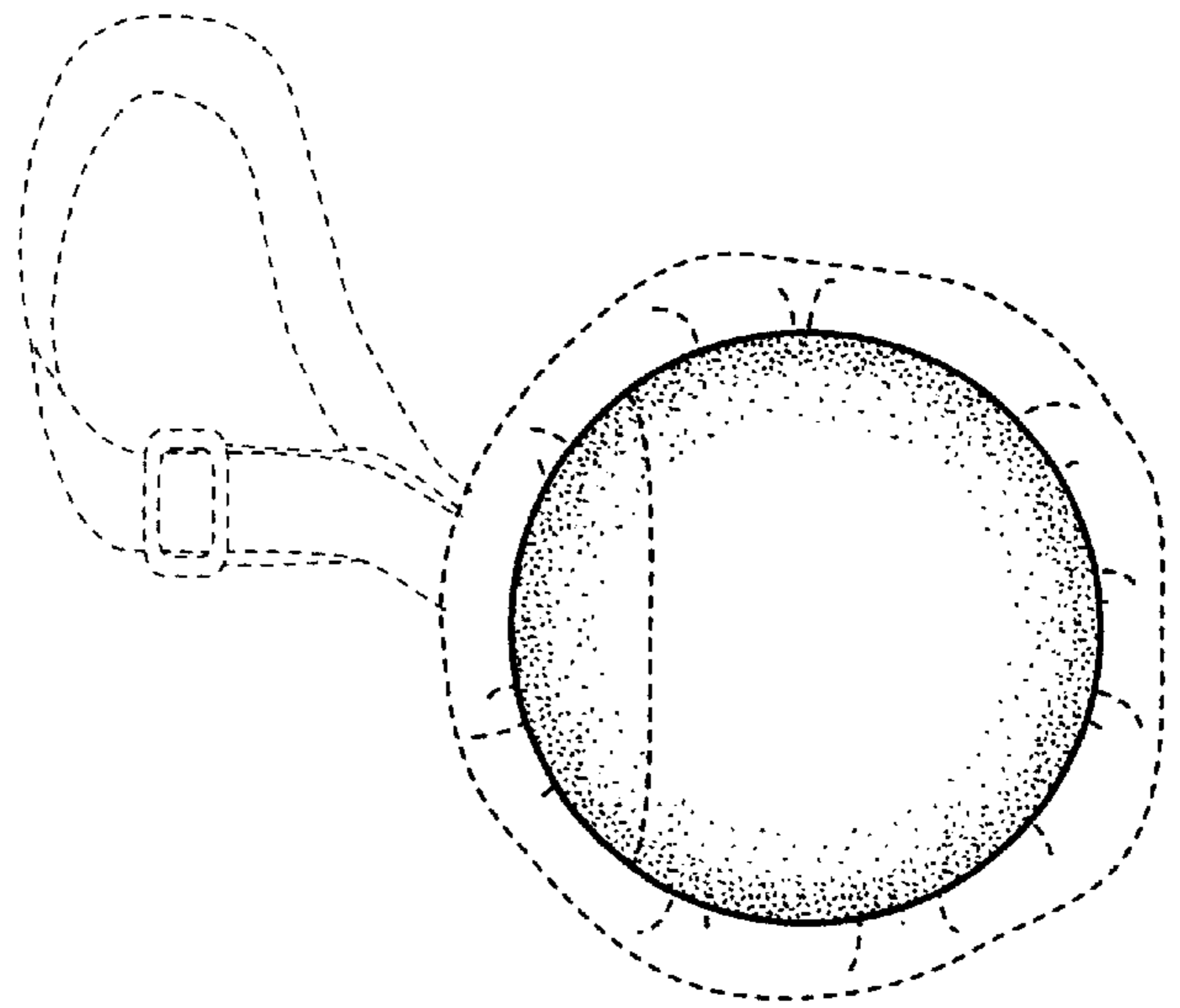


FIG. 7