



US00D485431S

(12) **United States Design Patent**  
**Hsu**

(10) **Patent No.:** **US D485,431 S**

(45) **Date of Patent:** **\*\* Jan. 20, 2004**

(54) **COMBINED KEY RING AND BOTTLE OPENER**

(75) Inventor: **Chia-Pao Hsu, Chang-Hua (TW)**

(73) Assignee: **Wan Dar Hardware Co., Ltd., Chang-Hua (TW)**

(\*\*) Term: **14 Years**

(21) Appl. No.: **29/177,733**

(22) Filed: **Mar. 17, 2003**

(51) **LOC (7) Cl.** ..... **03-01**

(52) **U.S. Cl.** ..... **D3/210**

(58) **Field of Search** ..... D3/207-24; 24/3.6;  
70/456 B, 456 R, 458, 460; 206/27.1, 27.3

(56) **References Cited**

**U.S. PATENT DOCUMENTS**

- D271,465 S \* 11/1983 Boissonnet ..... D8/367
- D296,650 S \* 7/1988 Marx ..... D8/14
- D439,736 S \* 4/2001 Krebs et al. .... D3/208

- D444,685 S \* 7/2001 Shenkel et al. .... D8/18
- D448,552 S \* 10/2001 Richards ..... D3/210
- D455,642 S \* 4/2002 Kelleghan ..... D8/367
- D478,823 S \* 8/2003 Kelleghan ..... D10/68

\* cited by examiner

*Primary Examiner*—Ralf Seifert

(74) *Attorney, Agent, or Firm*—Harrison & Egbert

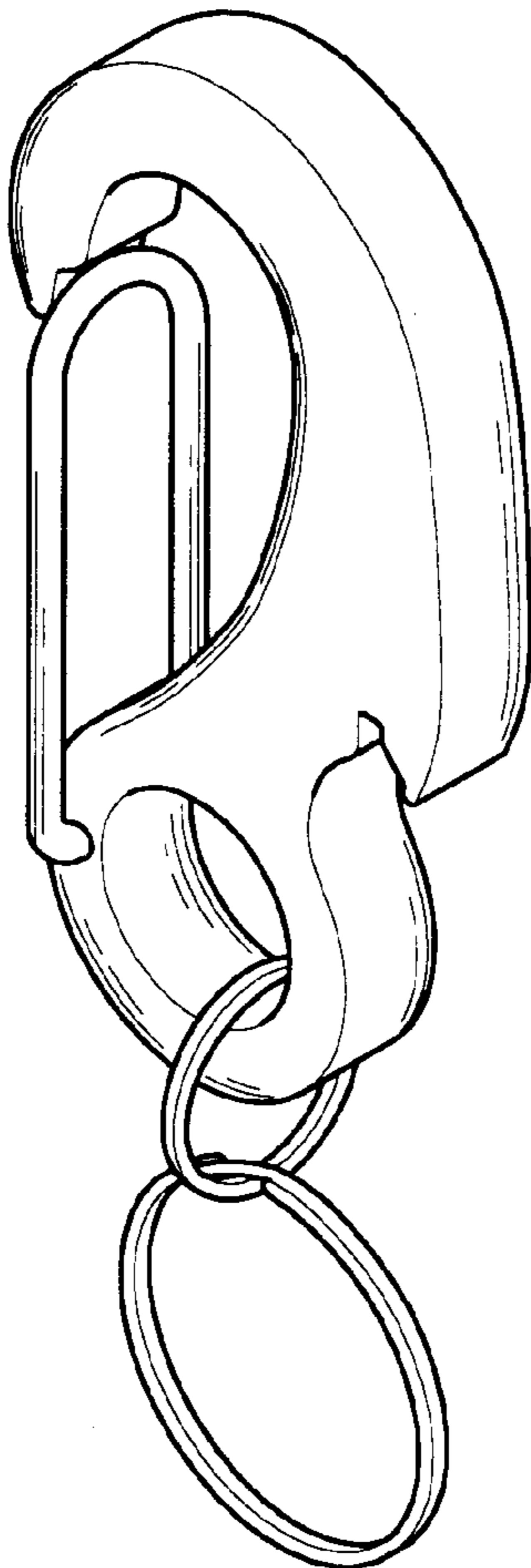
(57) **CLAIM**

I claim the ornamental design for combined key ring and bottle opener, as shown and described.

**DESCRIPTION**

FIG. 1 is an upper perspective view of the combined key ring and bottle opener showing my design.  
 FIG. 2 is a front view thereof;  
 FIG. 3 is a back view thereof;  
 FIG. 4 is a side view thereof;  
 FIG. 5 is an opposite side view thereof;  
 FIG. 6 is a top view thereof; and,  
 FIG. 7 is a bottom view thereof.

**1 Claim, 4 Drawing Sheets**



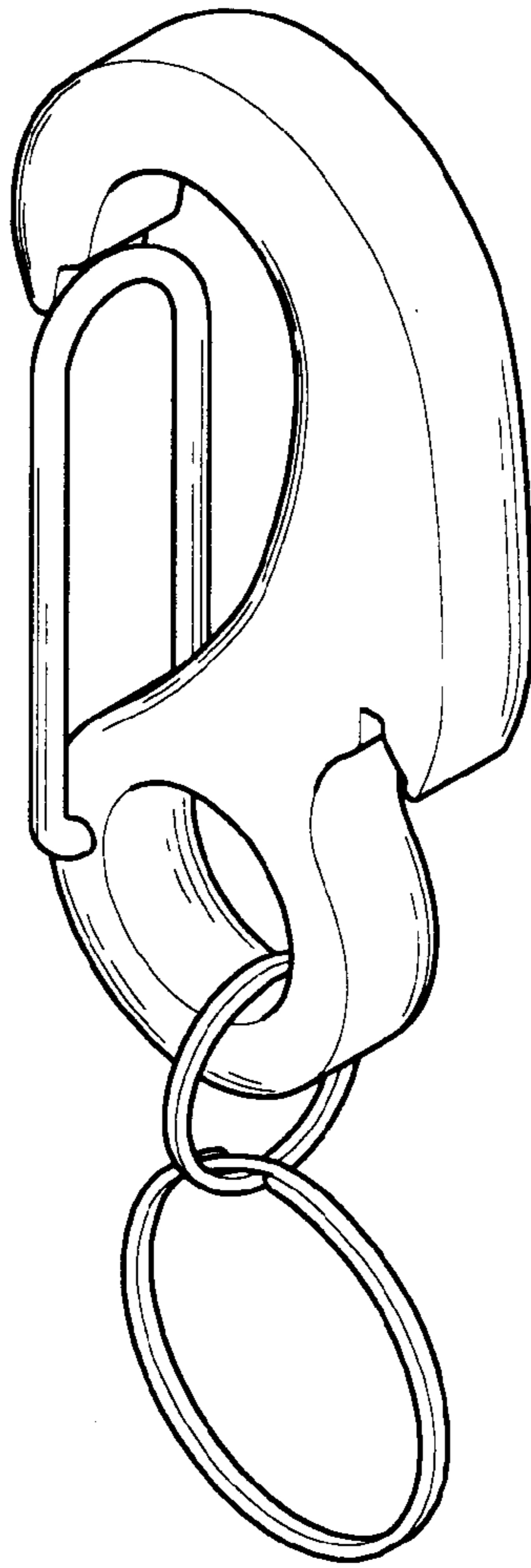


FIG.1

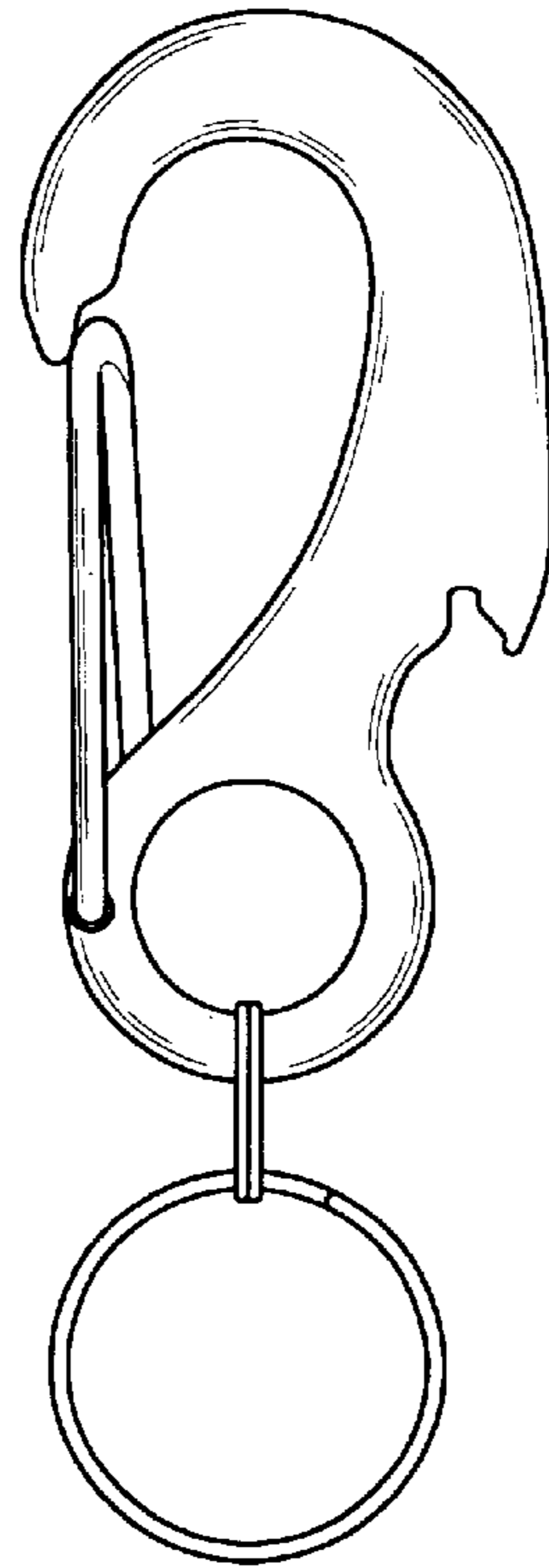


FIG. 2

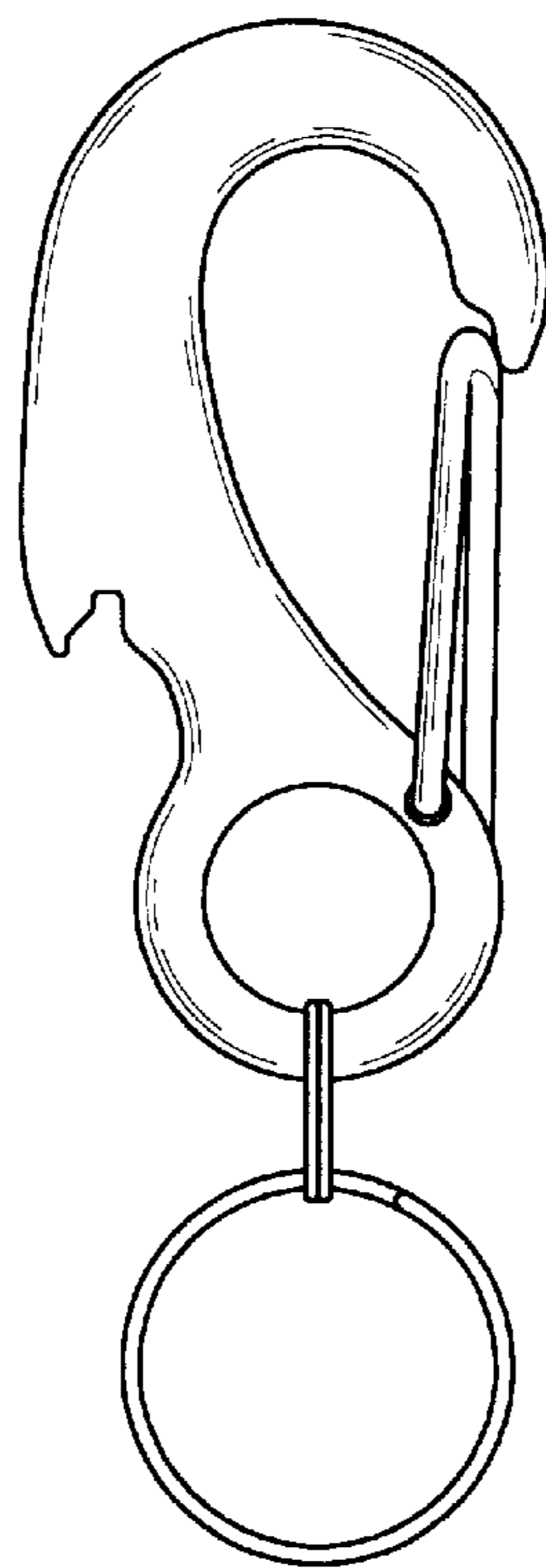


FIG. 3

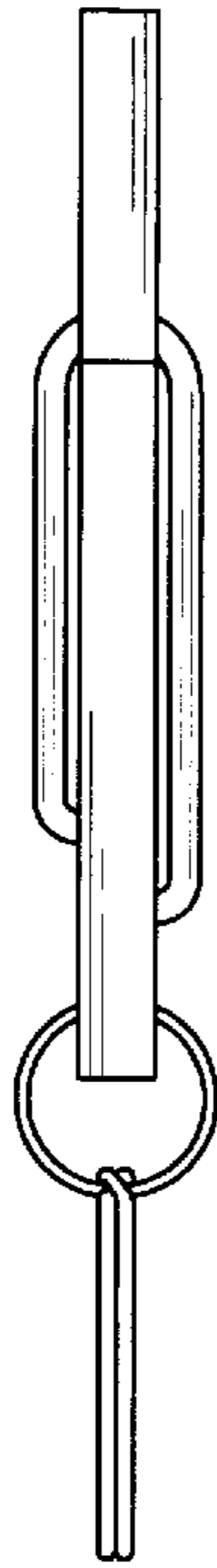


FIG. 4

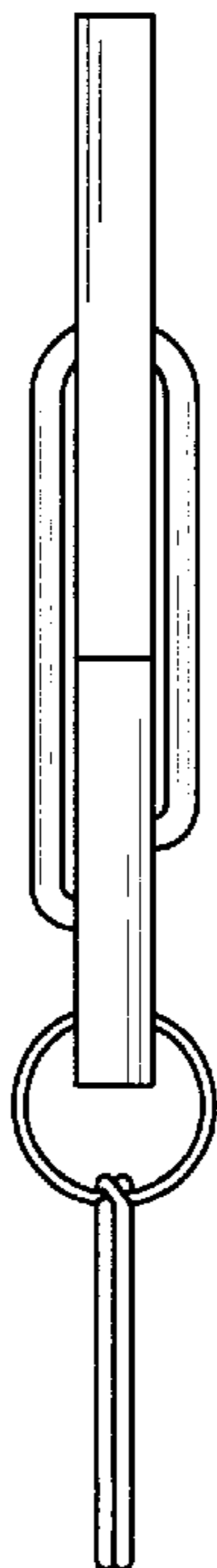


FIG. 5

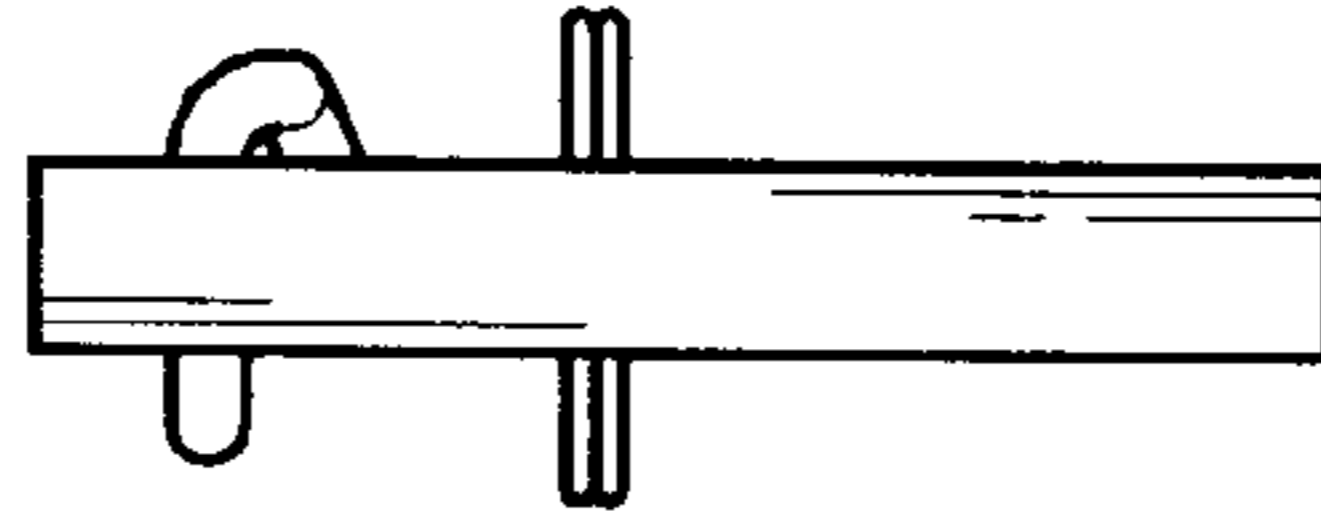


FIG. 6

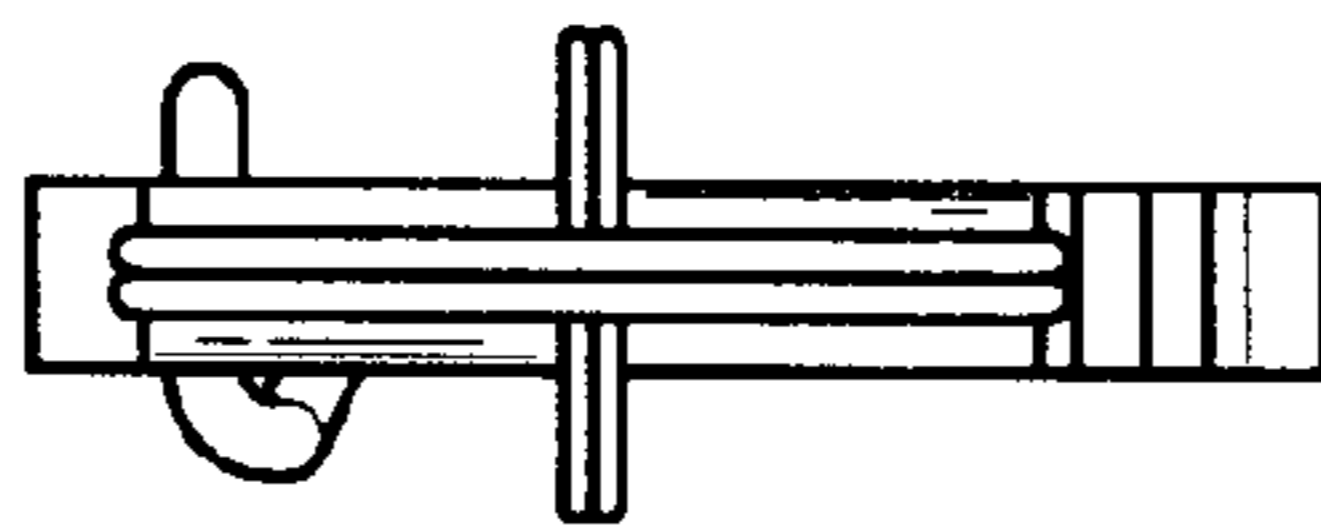


FIG. 7