



US00D485428S

(12) **United States Design Patent**
Koo

(10) **Patent No.:** **US D485,428 S**

(45) **Date of Patent:** **** Jan. 20, 2004**

(54) **FOOTWEAR UPPER PORTION**

(75) Inventor: **Shane Koo**, Seynod (FR)

(73) Assignee: **Salomon S.A.**, Metz-Tessy (FR)

(**) Term: **14 Years**

(21) Appl. No.: **29/172,833**

(22) Filed: **Dec. 19, 2002**

(51) **LOC (7) Cl.** **02-99**

(52) **U.S. Cl.** **D2/972**

(58) **Field of Search** D2/896, 902, 907,
D2/943, 944, 969, 972-974; 36/45, 50.1,
77 M, 77 R, 83, 88, 113, 114, 126-130

(56) **References Cited**

U.S. PATENT DOCUMENTS

- D389,300 S * 1/1998 Teague D2/972
- D415,880 S * 11/1999 McCourt D2/972
- D432,777 S * 10/2000 Lotti D2/972

* cited by examiner

Primary Examiner—Dominic Simone

(74) *Attorney, Agent, or Firm*—Greenblum & Bernstein, P.L.C.

(57) **CLAIM**

I claim the ornamental design for a footwear upper portion, as shown and described.

DESCRIPTION

FIG. 1 is a perspective view of a footwear upper portion, seen from the rear and right side thereof, showing my new design;

FIG. 2 is a right side view thereof;


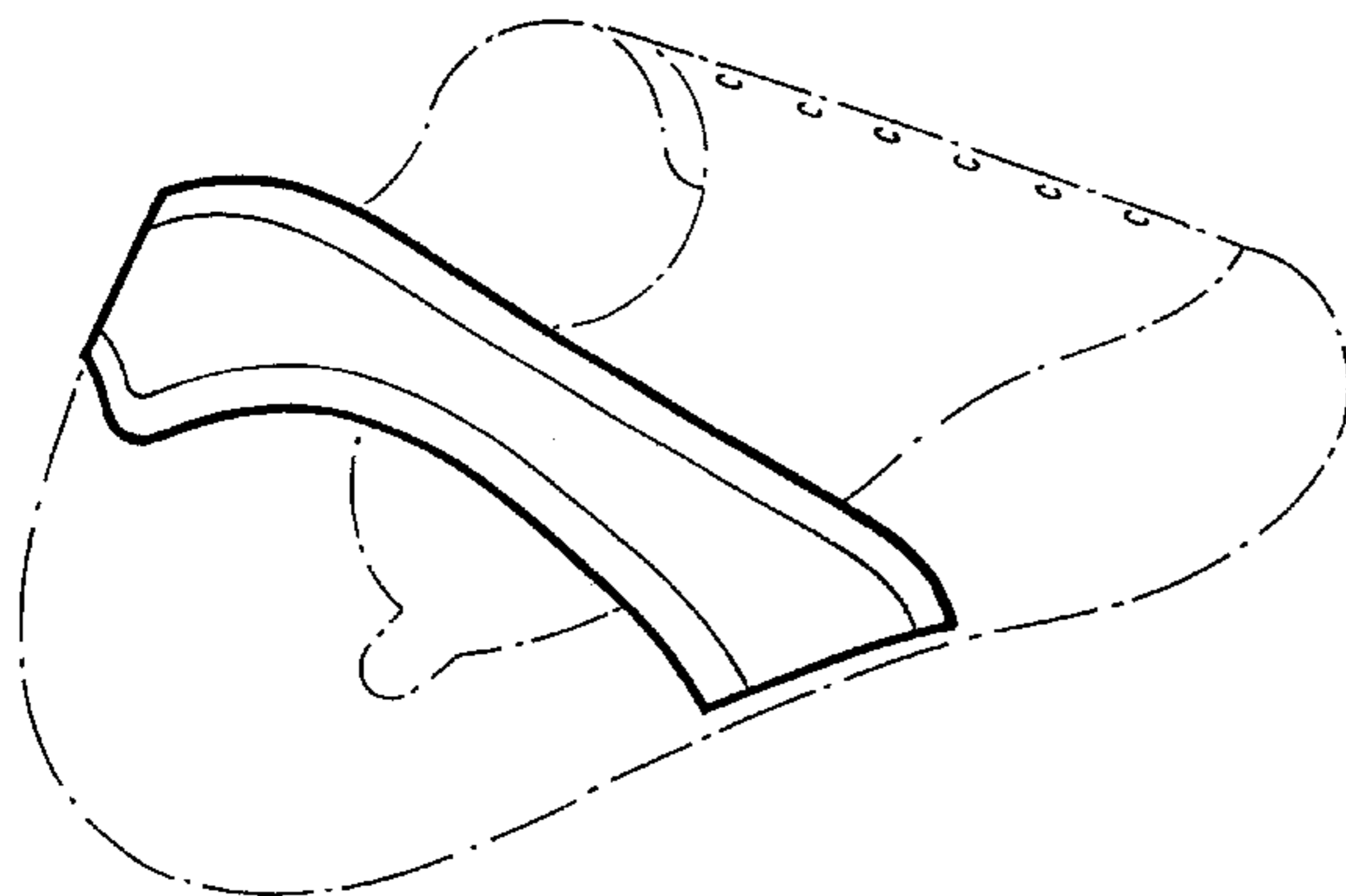
FIG. 3 is a left side view thereof; and,

FIG. 4 is a rear view thereof.

The broken line showing of the sole of the footwear and other parts of the footwear upper portion are for illustrative purposes only and form no part of the claimed design.

The detail shown by a pair of relatively light solid lines positioned between a pair of relatively heavy solid lines represents a surface pattern.

1 Claim, 2 Drawing Sheets



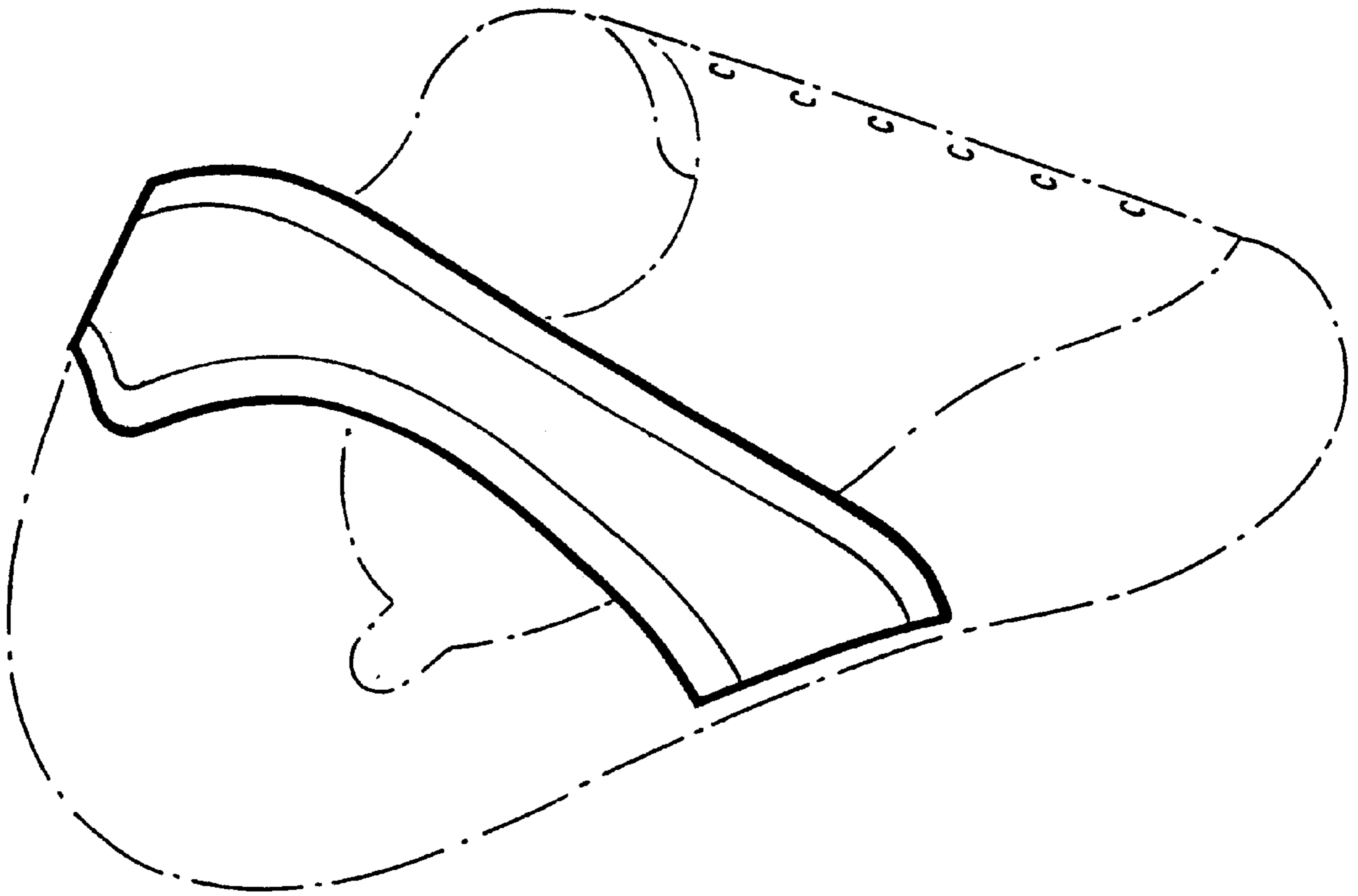


FIG. 1

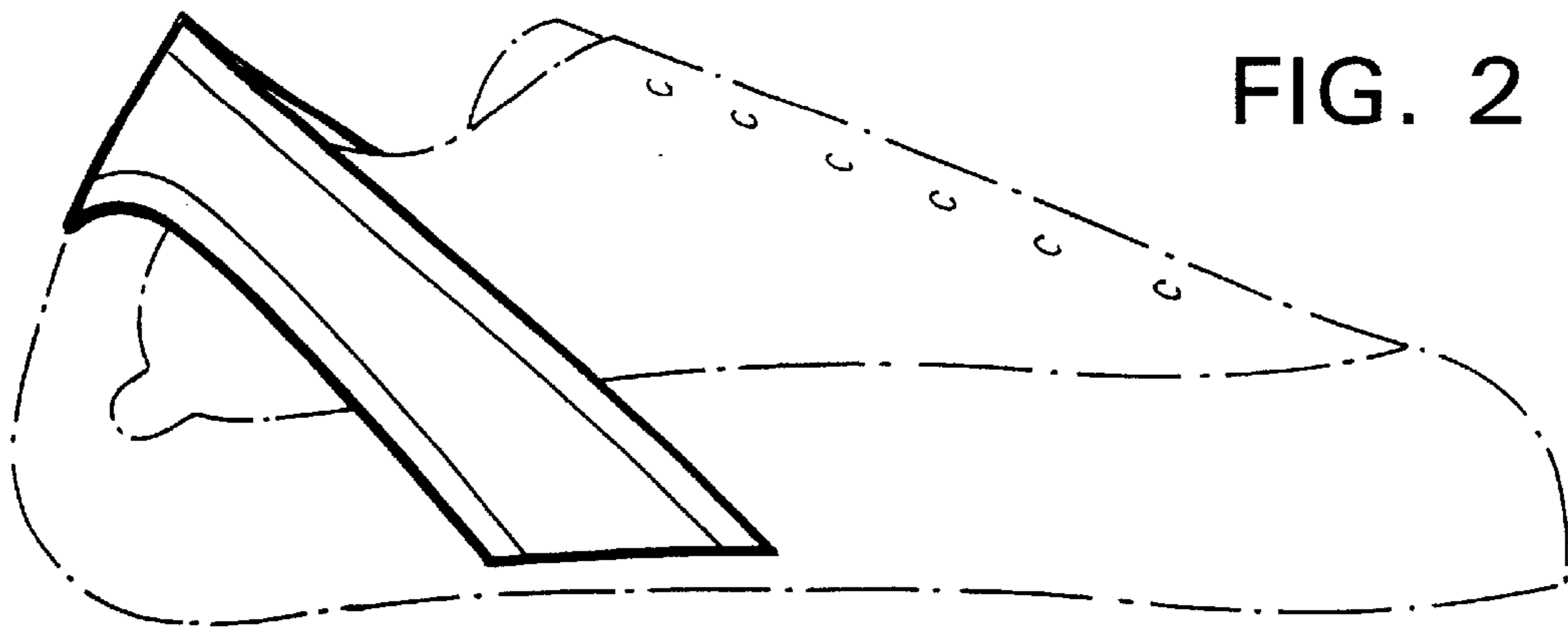


FIG. 2




FIG. 3

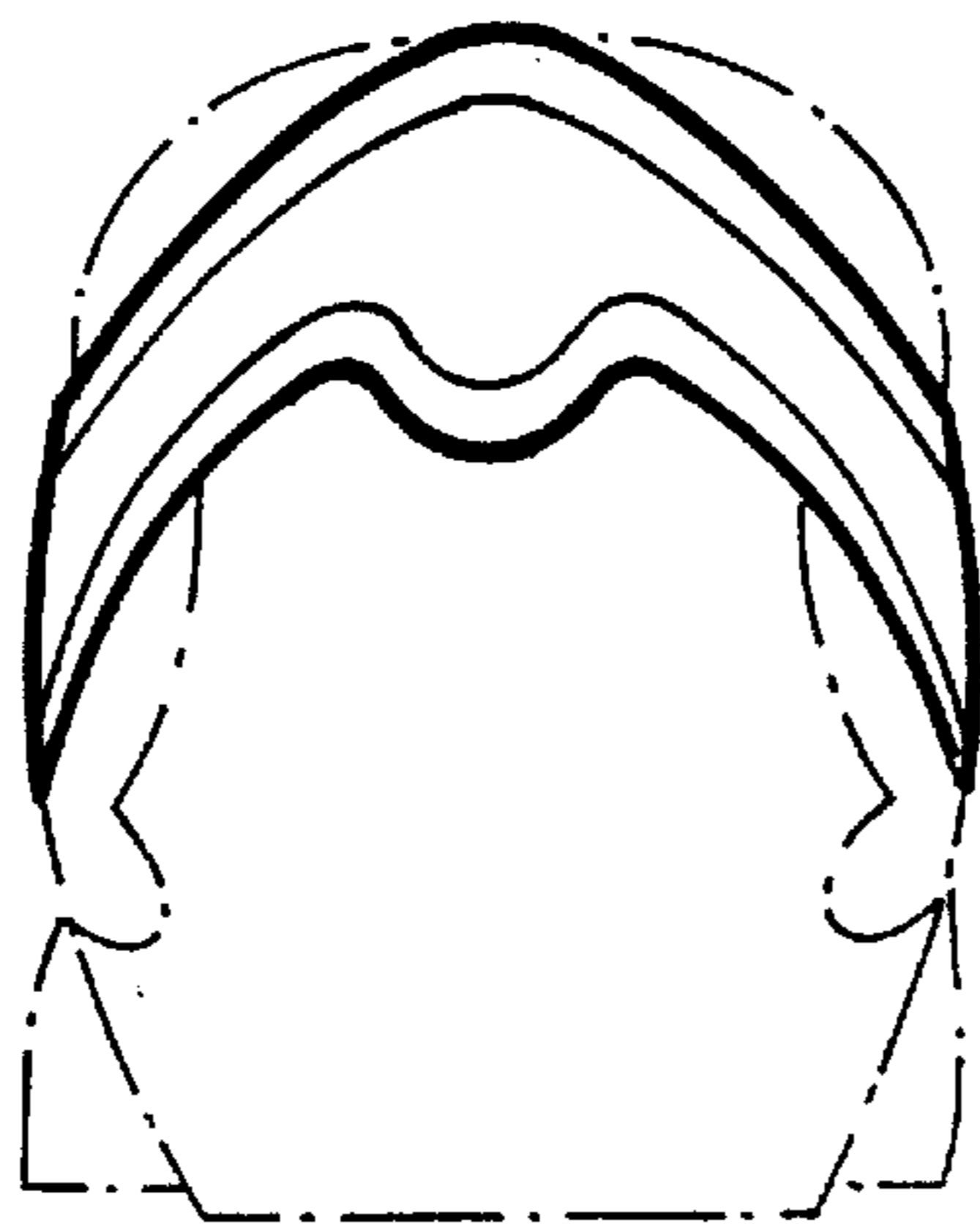


FIG. 4