



US00D485424S

(12) **United States Design Patent**
Kielt et al.

(10) **Patent No.:** **US D485,424 S**

(45) **Date of Patent:** **** Jan. 20, 2004**

(54) **SECTION OF AN ORTHOTIC INSERT**

(75) **Inventors:** **Rodney Kielt**, Sylvania Waters (AU);
Abdul Najjarine, Alford's Point (AU)

(73) **Assignee:** **Foot Steps Orthotics Pty Limited**,
New South Wales (AU)

(**) **Term:** **14 Years**

(21) **Appl. No.:** **29/164,817**

(22) **Filed:** **Aug. 1, 2002**

(30) **Foreign Application Priority Data**

Feb. 1, 2002 (AU) 273/2002

(51) **LOC (7) Cl.** **02-99**

(52) **U.S. Cl.** **D2/961**

(58) **Field of Search** D2/896, 961; 36/69,
36/71-81, 88, 91, 92, 145, 147, 154, 155,
166, 173, 174, 180

(56) **References Cited**

U.S. PATENT DOCUMENTS

D347,315 S * 5/1994 Sell et al. D2/961

D358,249 S * 5/1995 Vasyli D2/961
D383,894 S * 9/1997 Snyder et al. D2/961
D391,749 S * 3/1998 Fisher et al. D2/961
D408,120 S * 4/1999 Fair D2/961
5,901,468 A * 5/1999 Whyte 36/71
D420,788 S * 2/2000 Kitagawa D2/961
D471,698 S * 3/2003 Brown D2/961

* cited by examiner

Primary Examiner—Dominic Simone

(74) *Attorney, Agent, or Firm*—Nixon Peabody LLP;
Jeffrey L. Costellia

(57) **CLAIM**

The ornamental design for a section of an orthotic insert, as shown in the accompanying drawings.

DESCRIPTION

FIG. 1 is a perspective view of the design;
FIG. 2 is a top plan view; and,
FIG. 3 is a bottom plan view of the design.

1 Claim, 3 Drawing Sheets

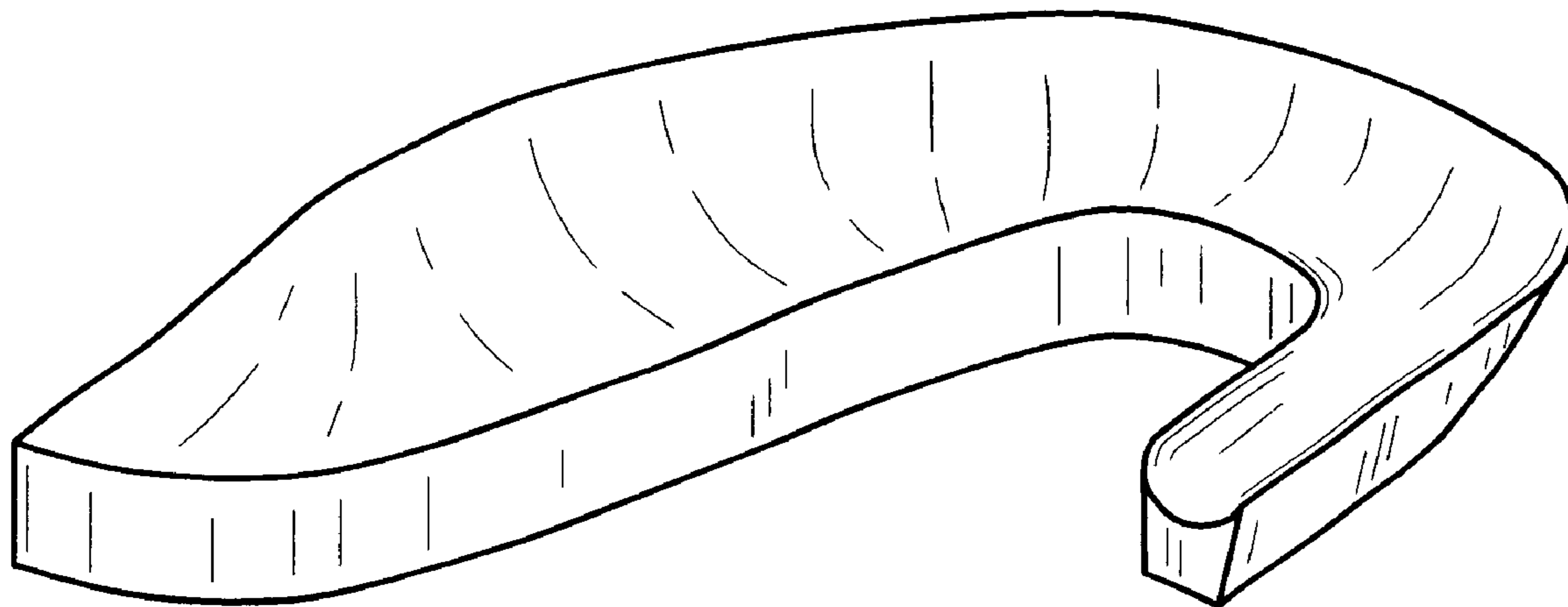


FIG. 1

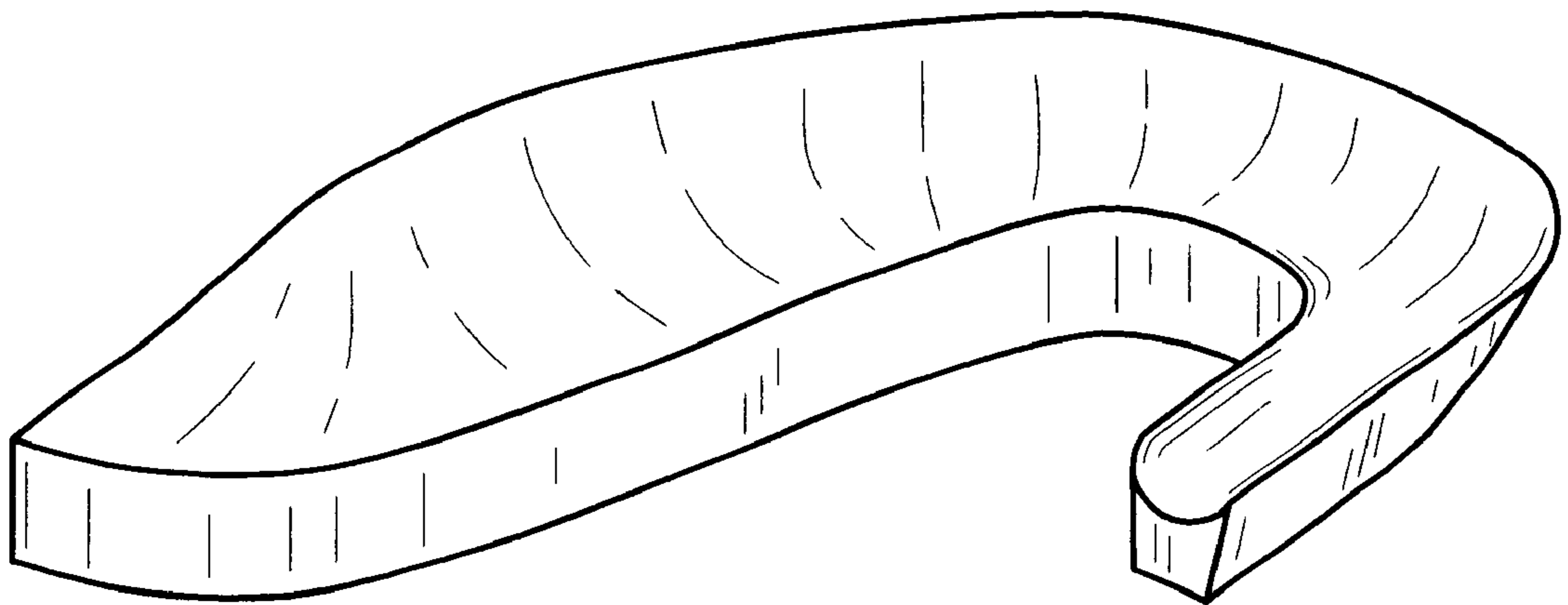


FIG. 2

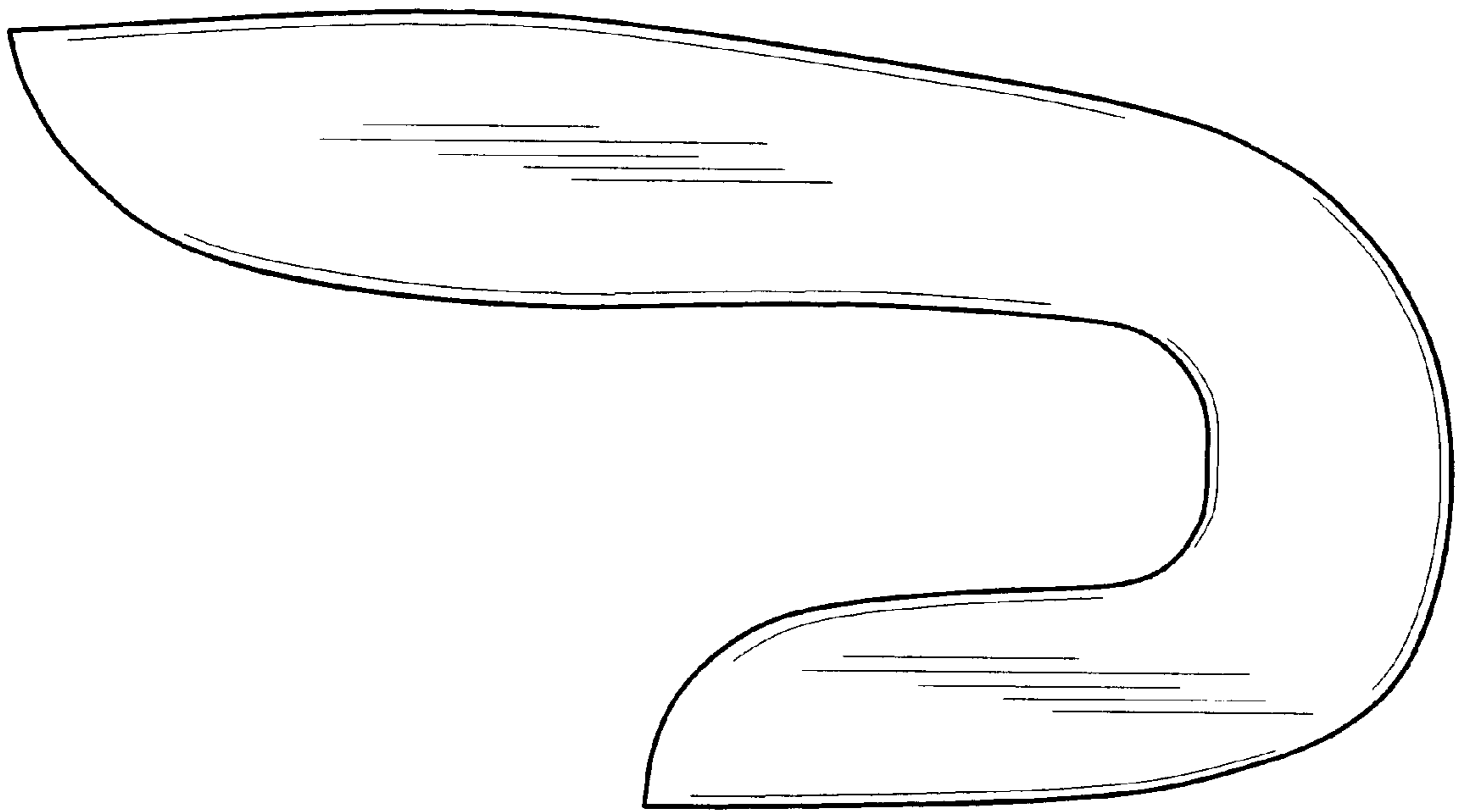


FIG. 3

