



US00D485422S

(12) **United States Design Patent**
Levine

(10) **Patent No.:** **US D485,422 S**

(45) **Date of Patent:** **** Jan. 20, 2004**

(54) **SHOE**

(76) **Inventor:** **Marc Levine**, 7123 Willard St.,
Pittsburgh, PA (US) 15208

(**) **Term:** **14 Years**

(21) **Appl. No.:** **29/133,109**

(22) **Filed:** **Nov. 22, 2000**

(51) **LOC (7) Cl.** **02-04**

(52) **U.S. Cl.** **D2/908; D2/907; D2/902;**
D2/944; D2/943; D2/919

(58) **Field of Search** **D2/897, 898, 902-912,**
D2/919, 923, 924, 926, 943, 944, 964,
968-970; 36/83, 102, 103, 105, 106, 113,
114, 115, 126-131, 8.1-8.4, 11, 25 R, 34 R,
38, 45, 50.1

(56) **References Cited**

U.S. PATENT DOCUMENTS

D244,727 S	*	6/1977	Borri	D2/924
D247,136 S	*	2/1978	Mizoguchi	D2/907
D273,627 S	*	5/1984	Huberman et al.	D2/941
4,554,749 A		11/1985	Ostrander	36/102

D290,901 S	*	7/1987	Tong et al.	D2/969
296,039 A		6/1988	Diaz	D2/320
5,127,170 A	*	7/1992	Messina	36/105
5,392,532 A		2/1995	Bray, Jr. et al.	36/11.5

* cited by examiner

Primary Examiner—Louis S. Zarfes

Assistant Examiner—Gregory Andoll

(74) *Attorney, Agent, or Firm*—James M. Singer; Pepper
Hamilton LLP

(57) **CLAIM**

I claim the ornamental design for a shoe, as shown and
described.

DESCRIPTION

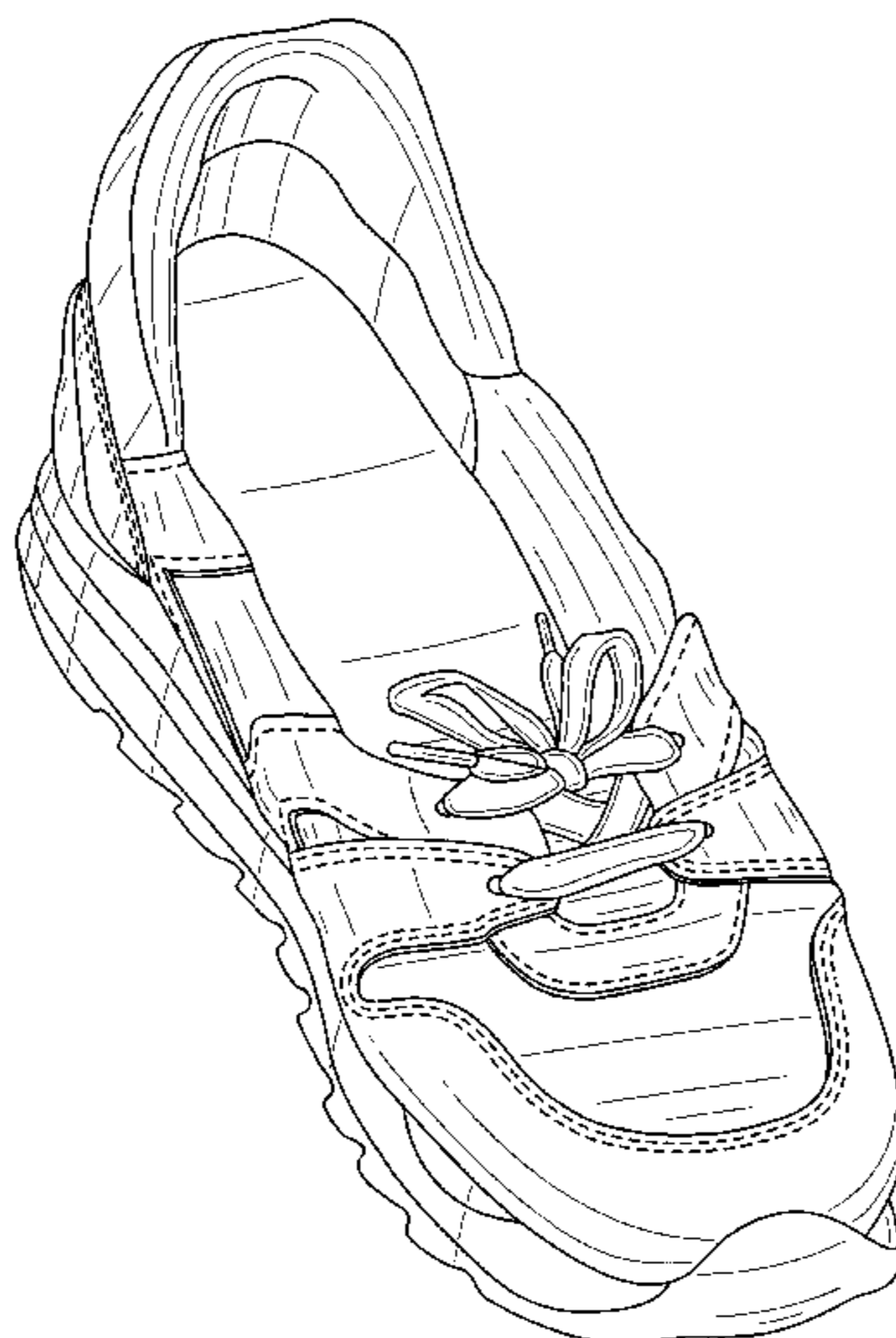

FIG. 1 is a perspective view of a shoe showing my new
design;

FIG. 2 is a right side elevational view thereof, the left side
elevational view being the same as said right side elevational
view; and,

FIG. 3 is a top plan view thereof.

A bottom view is not essential to my new design and would
show no part of the claimed design.

1 Claim, 3 Drawing Sheets



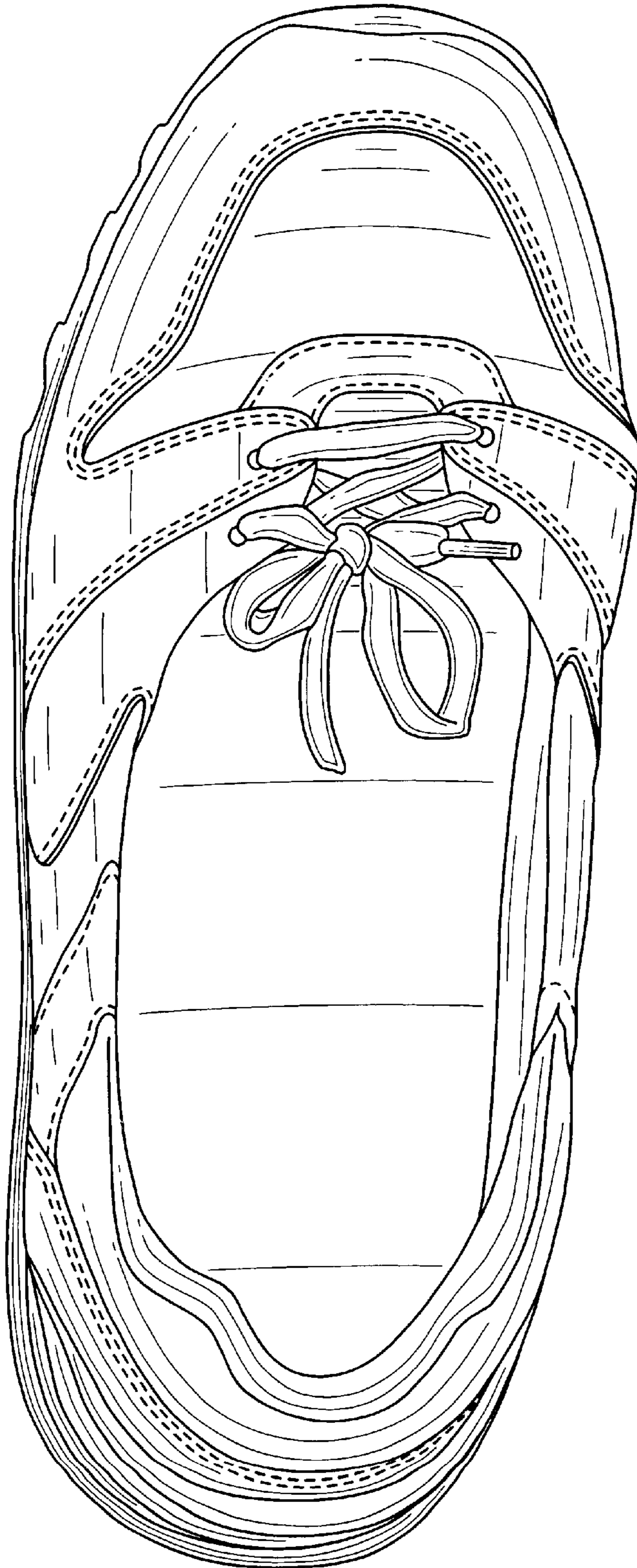


FIG. 1

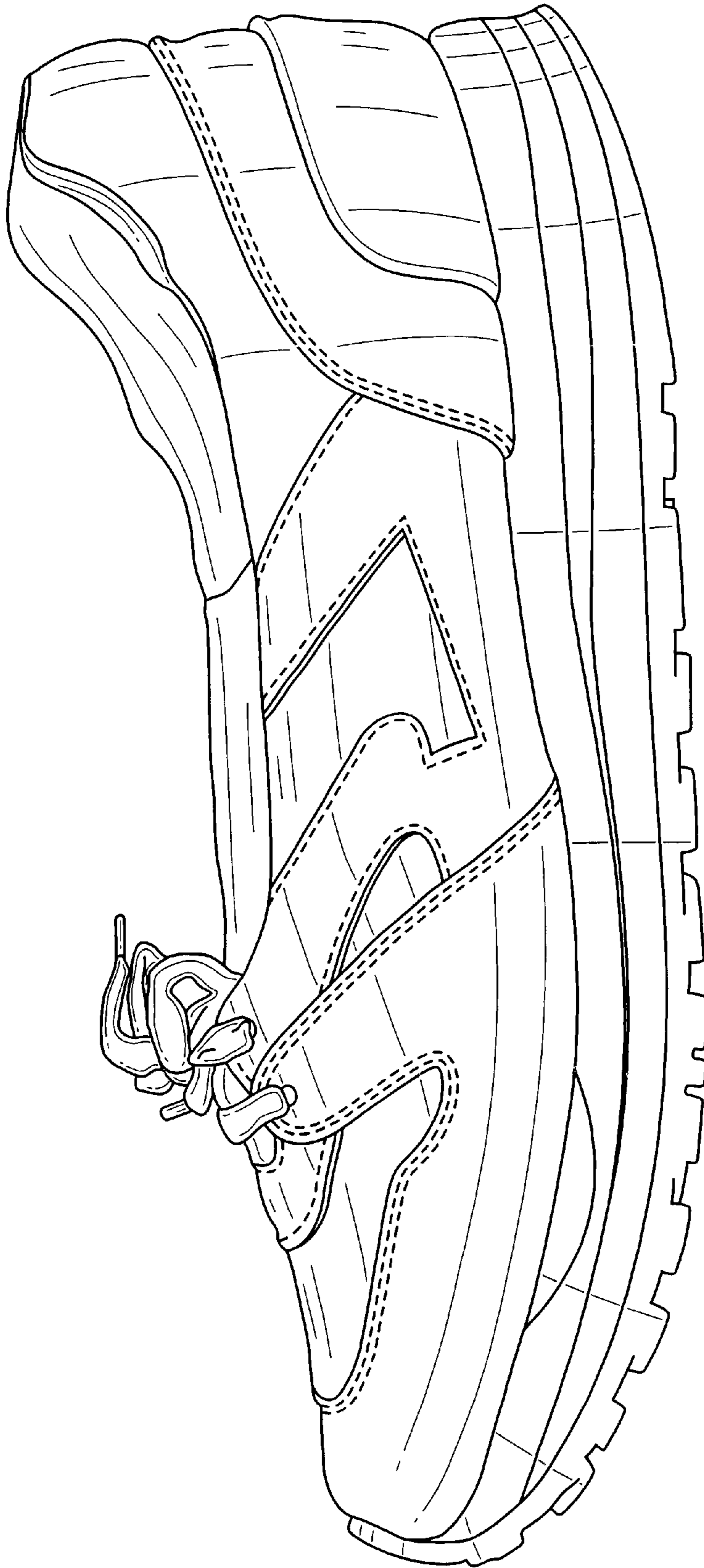


FIG. 2

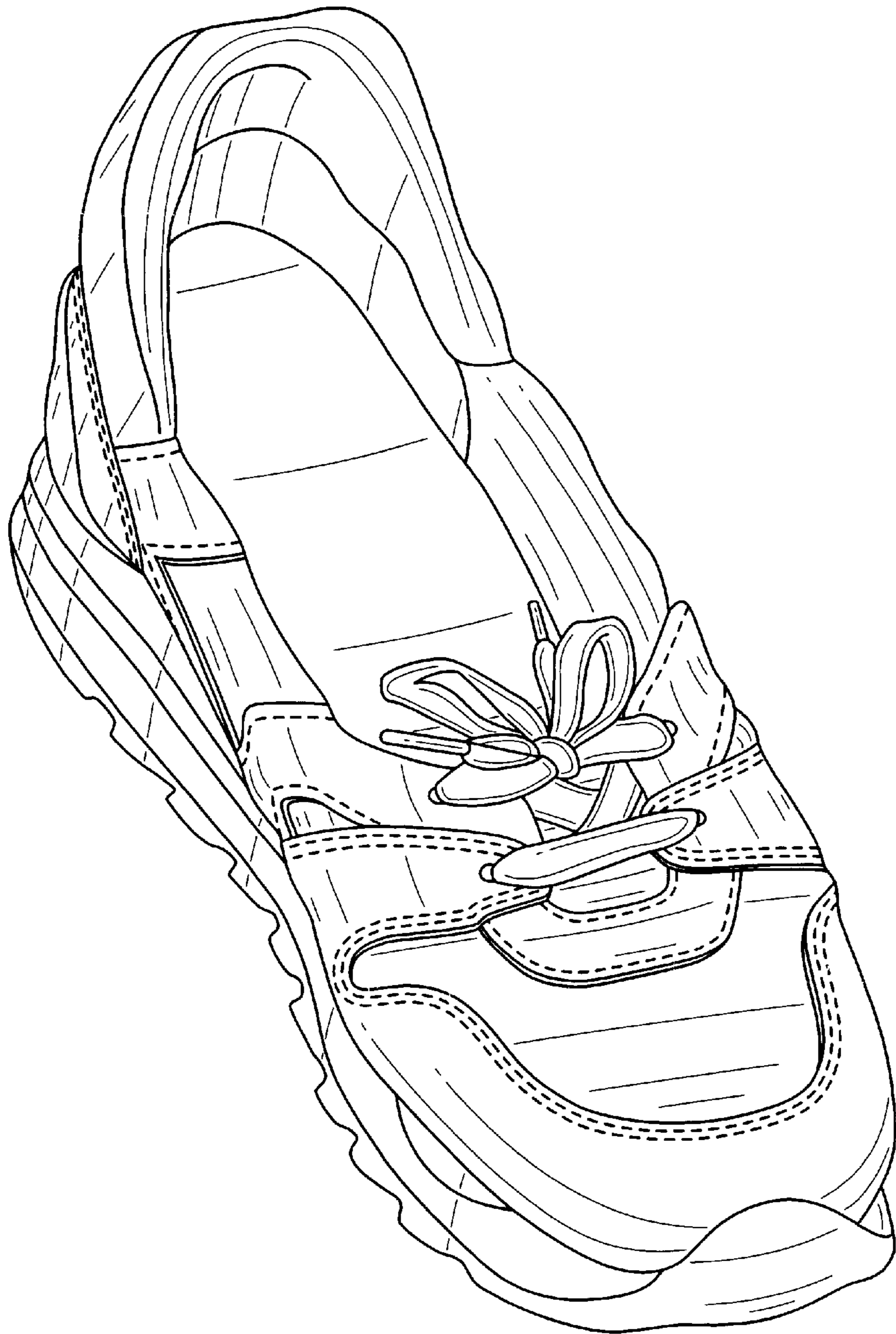


FIG. 3